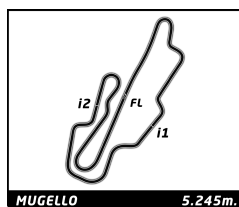




2.0L CUP



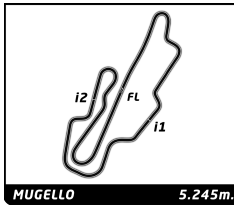
2.0L CUP MUGELLO CLASSIC RACE

Sector Analysis

											Personal Best					Session Best					B Crossing the finish line in pit lane				
Lap	D	Time	Sector 1	Sector 2	Sector 3	T. Spd	Elapsed	Lap	D	Time	Sector 1	Sector 2	Sector 3	T. Spd	Elapsed	Lap	D	Time	Sector 1	Sector 2	Sector 3	T. Spd	Elapsed		
29	1	2:28.758	49.547	46.655	52.556	197.4	1:14:46.533	6	1	2:29.952	51.167	46.467	52.318	192.9	15:12.728										
30	1	2:28.873	49.990	46.338	52.545	197.4	1:17:15.406	7	1	2:30.587	50.711	46.872	53.004	190.5	17:43.315										
31	1	2:28.365	49.541	46.546	52.278	197.1	1:19:43.771	8	1	2:31.536	50.959	47.172	53.405	188.5	20:14.851										
32	1	2:28.496	49.607	46.650	52.239	197.4	1:22:12.267	9	1	2:30.487	50.772	47.055	52.660	190.1	22:45.338										
33	1	2:30.310	50.964	46.743	52.603	198.5	1:24:42.577	10	1	2:30.724	50.753	47.518	52.453	191.8	25:16.062										
34	1	2:28.999	50.397	46.154	52.448	197.1	1:27:11.576	11	1	2:29.576	50.844	46.146	52.586	190.8	27:45.638										
35	1	2:27.464	49.523	46.220	51.721	200.7	1:29:39.040	12	1	2:33.141	50.678	46.407	56.056	191.8	30:18.779										
36	1	2:27.344	49.407	45.924	52.013	199.6	1:32:06.384	13	1	2:32.018	52.397	47.506	52.115	184.6	32:50.797										
37	1	2:28.520	49.944	46.500	52.076	197.8	1:34:34.904	14	1	2:30.417	50.920	46.782	52.715	190.5	35:21.214										
35 Porsche 911 2.0L 1. Frédéric DI EGIDIO 2. Guido DI EGIDIO GTL																									
1	1	2:37.578	58.905	46.933	51.740		2:37.578	18	1	2:38.126	59.111	46.347	52.668	124.7	47:53.585										
2	1	2:28.261	49.967	46.295	51.999	194.6	5:05.839	19	1	2:32.130	52.063	47.134	52.933	187.8	50:25.715										
3	1	2:27.297	49.749	45.407	52.141	195.3	7:33.136	20	1	2:34.020	51.207	46.928	55.885	186.9	52:59.735										
4	1	2:27.801	49.415	46.224	52.162	196.4	10:00.937	21	1	2:34.269	53.409	48.030	52.830	165.4	55:34.004										
5	1	2:27.691	49.957	45.908	51.826	194.6	12:28.628	22	1	2:31.849	51.246	47.377	53.226	187.5	58:05.853										
6	1	2:27.239	49.398	45.760	52.081	195.3	14:55.867	23	1	2:30.523	51.279	46.447	52.797	188.2	1:00:36.376										
7	1	2:27.339	49.697	45.618	52.024	191.8	17:23.206	24	1	2:31.746	52.137	47.083	52.526	190.8	1:03:08.122										
8	1	2:27.797	49.695	46.107	51.995	192.9	19:51.003	25	1	2:30.424	51.029	46.590	52.805	191.5	1:05:38.546										
9	1	2:28.040	50.132	46.018	51.890	194.2	22:19.043	26	1	2:33.335	50.874	49.140	53.321	188.2	1:08:11.881										
10	1	2:28.999	50.032	46.684	52.283	194.9	24:48.042	27	1	2:30.845	51.295	47.056	52.494	189.8	1:10:42.726										
11	1	2:29.073	50.485	46.067	52.521	193.9	27:17.115	28	1	2:28.811	50.318	45.955	52.538	191.2	1:13:11.537										
12	1	2:29.476	50.071	46.737	52.668	193.2	29:46.591	29	1	2:28.893	50.234	46.090	52.569	190.1	1:15:40.430										
13	1	2:28.676	50.280	45.995	52.401	191.2	32:15.267	30	1	2:28.387	50.396	45.584	52.407	190.5	1:18:08.817										
14	1	2:28.994	49.816	46.690	52.488	193.9	34:44.261	31	1	2:29.536	50.826	46.632	52.078	188.2	1:20:38.353										
15	1	4:51.392 B	50.275	46.294	3:14.823	191.8	39:35.653	32	1	2:33.617	50.712	50.071	52.834	188.5	1:23:11.970										
16	1	2:39.146	1:00.121	46.718	52.307	113.2	42:14.799	33	1	2:30.311	50.533	46.902	52.576	189.5	1:25:42.281										
17	1	2:28.452	49.947	46.444	52.061	194.6	44:43.251	34	1	2:30.235	51.264	46.328	52.643	185.9	1:28:12.516										
18	1	2:28.364	50.073	46.077	52.214	192.5	47:11.615	35	1	2:28.428	49.893	46.545	51.990	192.2	1:30:40.944										
19	1	2:28.393	50.061	45.707	52.625	192.2	49:40.008	36	1	2:29.800	50.828	46.913	52.059	191.2	1:33:10.744										
20	1	2:28.404	49.754	45.757	52.893	191.2	52:08.412	53 Porsche 911 2.0L 1. Christian COLL GTL																	
21	1	2:27.789	49.741	45.890	52.158	193.9	54:36.201	1	1	2:33.729	56.507	46.353	50.869		2:33.729										
22	1	2:27.504	49.410	46.041	52.053	193.2	57:03.705	2	1	2:25.956	49.321	45.272	51.363	199.6	4:59.685										
23	1	2:28.884	51.238	45.634	52.012	193.9	59:32.589	3	1	2:27.231	49.943	45.849	51.439	197.4	7:26.916										
24	1	2:27.975	49.816	46.047	52.112	194.9	1:02:00.564	4	1	2:27.187	49.989	45.765	51.433	198.2	9:54.103										
25	1	2:29.198	50.773	46.574	51.851	198.5	1:04:29.762	5	1	2:27.198	50.100	45.683	51.415	195.7	12:21.301										
26	1	2:27.537	49.390	46.325	51.822	192.5	1:06:57.299	6	1	2:28.327	50.011	46.199	52.117	197.8	14:49.628										
27	1	2:27.972	49.898	46.118	51.956	194.9	1:09:25.271	7	1	2:27.636	49.905	46.268	51.463	196.4	17:17.264										
28	1	2:27.764	49.329	45.934	52.501	196.0	1:11:53.035	8	1	2:28.374	50.273	46.703	51.398	195.3	19:45.638										
29	1	2:27.792	49.322	45.778	52.692	193.5	1:14:20.827	9	1	2:27.512	49.962	46.097	51.453	198.2	22:13.150										
30	1	2:29.128	50.949	46.303	51.876	196.4	1:16:49.955	10	1	2:26.667	49.743	45.899	51.025	198.5	24:39.817										
31	1	2:27.662	49.669	45.894	52.099	193.5	1:19:17.617	11	1	2:26.612	50.077	45.558	50.977	196.7	27:06.429										
32	1	2:28.100	49.505	46.484	52.111	193.5	1:21:45.717	12	1	2:26.389	49.403	45.691	51.295	197.4	29:32.818										
33	1	2:27.563	49.597	46.117	51.849	193.5	1:24:13.280	13	1	2:26.113	49.377	45.597	51.139	196.7	31:58.931										
34	1	2:27.954	49.501	46.588	51.865	193.5	1:26:41.234	14	1	2:27.887	49.947	46.472	51.468	197.8	34:26.818										
35	1	2:28.096	49.597	46.820	51.679	196.7	1:29:09.330	15	1	2:26.494	49.909	45.301	51.284	198.9	36:53.312										
36	1	2:29.627	49.868	47.220	52.539	196.7	1:31:38.957	16	1	4:43.101 B	49.841	46.488	3:06.772	196.4	41:36.413										
37	1	2:28.967	49.778	47.027	52.162	191.8	1:34:07.924	17	1	2:38.544	1:02.186	45.336	51.022	123.4	44:14.957										
40 Porsche 911 2.0L 1. Syd COOMBES GTL																									
1	1	2:41.225	1:01.202	47.198	52.825		2:41.225	18	1	2:26.921	49.578	45.579	51.764	197.4	46:41.878										
2	1	2:30.610	50.553	47.176	52.881	192.2	5:11.835	19	1	2:27.493	49.828	45.927	51.738	197.1	49:09.371										
3	1	2:29.589	50.368	46.716	52.505	192.2	7:41.424	20	1	2:26.358	49.420	45.544	51.394	197.8	51:35.729										
4	1	2:30.328	50.868	47.149	52.311	190.5	10:11.752	21	1	2:27.723	50.291	46.097	51.335	197.4	54:03.452										
5	1	2:31.024	51.261	46.991	52.772	189.8	12:42.776	22	1	2:26.905	49.787	45.884	51.234	198.5	56:30.357										
23 1 2:26.500 49.624 45.604 51.272 198.9 58:56.857																									
24 1 2:26.216 49.533 45.494 51.189 198.2 1:01:23.073																									



2.0L CUP



2.0L CUP MUGELLO CLASSIC RACE

Sector Analysis

Personal Best Session Best B Crossing the finish line in pit lane

Lap	D	Time	Sector 1	Sector 2	Sector 3	T. Spd	Elapsed	Lap	D	Time	Sector 1	Sector 2	Sector 3	T. Spd	Elapsed
23	1	2:28.227	49.703	46.763	51.761	198.2	1:04:09.962	2	2	2:29.943	49.825	46.918	53.200	193.2	5:13.537
24	1	2:28.777	49.790	47.287	51.700	195.3	1:06:38.739	3	2	2:30.498	51.274	46.905	52.319	197.1	7:44.035
25	1	2:26.310	49.379	45.383	51.548	193.9	1:09:05.049	4	2	2:28.784	49.972	45.984	52.828	193.5	10:12.819
26	1	2:26.241	49.588	45.277	51.376	196.4	1:11:31.290	5	2	2:30.070	50.506	46.884	52.680	193.9	12:42.889
27	1	2:26.166	49.369	45.424	51.373	194.6	1:13:57.456	6	2	2:28.537	50.432	46.019	52.086	192.9	15:11.426
28	1	2:26.394	49.402	45.717	51.275	197.4	1:16:23.850	7	2	2:27.960	49.765	46.391	51.804	194.6	17:39.386
29	1	2:25.449	49.124	45.185	51.140	193.9	1:18:49.299	8	2	2:27.652	49.790	45.832	52.030	193.9	20:07.038
30	1	2:25.402	48.954	45.041	51.407	193.9	1:21:14.701	9	2	2:28.627	50.282	45.877	52.468	196.7	22:35.665
31	1	2:26.045	49.295	45.398	51.352	193.9	1:23:40.746	10	2	2:27.073	49.465	45.887	51.721	196.4	25:02.738
32	1	2:26.164	49.762	45.257	51.145	193.9	1:26:06.910	11	2	2:28.013	49.962	46.100	51.951	199.6	27:30.751
33	1	2:24.736	49.012	44.841	50.883	195.3	1:28:31.646	12	2	2:27.051	49.585	45.701	51.765	196.0	29:57.802
34	1	2:26.793	49.761	45.644	51.388	197.4	1:30:58.439	13	2	2:27.921	50.103	45.960	51.858	197.8	32:25.723
35	1	2:27.896	50.165	46.055	51.676	194.2	1:33:26.335	14	2	2:27.483	49.264	46.301	51.918	195.3	34:53.206

77		Porsche 911 2.0L		ELI		
		1. Seb PEREZ				
		2. George GAMBLE				
1	2	2:29.928	54.897	44.536	50.495	2:29.928
2	2	2:23.527	48.649	44.363	50.515	4:53.455
3	2	2:23.786	48.782	44.490	50.514	7:17.241
4	2	2:23.081	48.359	44.269	50.453	9:40.322
5	2	2:24.110	48.953	44.459	50.698	12:04.432
6	2	2:23.965	48.866	44.537	50.562	14:28.397
7	2	2:23.473	48.469	44.258	50.746	16:51.870
8	2	2:23.561	48.362	44.460	50.739	19:15.431
9	2	2:23.418	48.568	44.219	50.631	21:38.849
10	2	2:23.732	48.525	44.549	50.658	24:02.581
11	2	2:23.257	48.500	44.126	50.631	26:25.838
12	2	2:23.489	48.373	44.137	50.979	28:49.327
13	2	2:24.380	48.451	44.065	51.864	31:13.707
14	2	2:23.380	48.352	44.253	50.775	33:37.087
15	2	2:23.216	48.234	44.175	50.807	36:00.303
16	2	2:23.015	48.374	44.168	50.473	38:23.318
17	2	5:22.496 B	48.659	44.214	3:49.623	43:45.814
18	1	2:40.989	1:03.968	45.657	51.364	46:26.803
19	1	2:24.133	48.704	44.677	50.752	48:50.936
20	1	2:24.809	49.144	44.784	50.881	51:15.745
21	1	2:24.287	48.833	44.853	50.601	53:40.032
22	1	2:24.573	48.925	44.663	50.985	56:04.605
23	1	2:24.178	48.665	44.727	50.786	58:28.783
24	1	2:24.335	48.812	44.928	50.595	1:00:53.118
25	1	2:23.782	48.480	44.776	50.526	1:03:16.900
26	1	2:25.138	49.015	45.372	50.751	1:05:42.038
27	1	2:24.376	48.452	45.008	50.916	1:08:06.414
28	1	2:24.027	48.580	44.827	50.620	1:10:30.441
29	1	2:24.207	48.696	44.703	50.808	1:12:54.648
30	1	2:25.463	48.366	46.264	50.833	1:15:20.111
31	1	2:24.504	48.488	44.743	51.273	1:17:44.615
32	1	2:24.155	48.561	44.835	50.759	1:20:08.770
33	1	2:24.389	48.639	44.970	50.780	1:22:33.159
34	1	2:25.366	49.367	45.209	50.790	1:24:58.525
35	1	2:25.462	49.189	45.404	50.869	1:27:23.987
36	1	2:26.361	49.200	45.434	51.727	1:29:50.348
37	1	2:26.912	50.293	45.489	51.130	1:32:17.260

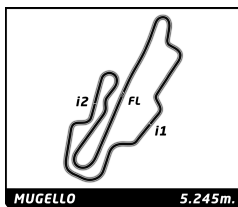
82		Porsche 911 2.0L		GTL		
		1. Uwe KOLB				
		2. Patrick KOLB				
1	2	2:43.594	1:02.665	48.117	52.812	2:43.594

99		Porsche 911 2.0L		GTL-ELI		
		1. James THORPE				
		2. Phil QUAIFE				
1	1	2:28.958	54.519	44.220	50.219	2:28.958
2	1	2:23.859	48.871	44.126	50.862	4:52.817
3	1	2:23.651	49.036	44.212	50.403	7:16.468
4	1	2:23.604	48.609	44.305	50.690	9:40.072
5	1	2:23.681	48.767	44.210	50.704	12:03.753
6	1	2:23.413	48.570	44.353	50.490	14:27.166
7	1	2:23.521	48.634	44.193	50.694	16:50.687
8	1	2:24.247	48.643	44.942	50.662	19:14.934
9	1	2:23.522	48.538	44.387	50.597	21:38.456
10	1	2:23.475	48.549	44.369	50.557	24:01.931
11	1	2:23.238	48.542	44.236	50.460	26:25.169
12	1	2:23.254	48.344	44.446	50.464	28:48.423
13	1	2:23.268	48.370	44.128	50.770	31:11.691
14	1	2:23.391	48.442	44.447	50.502	33:35.082
15	1	2:24.467	48.371	44.895	51.201	35:59.549
16	1	2:23.526	48.566	44.369	50.591	38:23.075
17	1	2:23.246	48.650	44.210	50.386	40:46.321
18	1	5:01.432 B	48.290	44.240	3:28.902	45:47.753
19	2	2:34.924	58.301	45.068	51.555	48:22.677
20	2	2:30.537	50.508	46.375	53.654	50:53.214
21	2	2:25.956	49.880	45.098	50.978	53:19.170





2.0L CUP



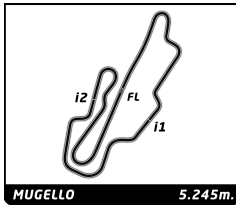
2.0L CUP MUGELLO CLASSIC RACE

Sector Analysis

										Personal Best		Session Best		B Crossing the finish line in pit lane	
Lap	D	Time	Sector 1	Sector 2	Sector 3	T. Spd	Elapsed	Lap	D	Time	Sector 1	Sector 2	Sector 3	T. Spd	Elapsed
21	1	2:28.309	50.320	46.180	51.809	195.7	1:07:29.528	5	2	2:29.112	50.471	46.616	52.025	200.4	12:42.683
22	1	2:29.073	50.110	46.317	52.646	196.4	1:09:58.601	6	2	2:28.241	50.110	46.386	51.745	198.5	15:10.924
23	1	2:28.893	49.997	47.090	51.806	196.0	1:12:27.494	7	2	2:28.118	50.080	46.422	51.616	197.4	17:39.042
24	1	2:27.709	49.654	46.178	51.877	195.3	1:14:55.203	8	2	2:27.774	49.807	46.017	51.950	197.4	20:06.816
25	1	2:27.668	49.681	46.181	51.806	196.7	1:17:22.871	9	2	2:27.889	49.632	46.339	51.918	200.4	22:34.705
26	1	4:59.284 B	53.818	47.083	3:18.383	196.0	1:22:22.155	10	2	2:27.658	49.645	46.088	51.925	198.5	25:02.363
27	1	2:45.225	1:02.430	45.772	57.023	130.6	1:25:07.380	11	2	2:27.290	49.542	46.103	51.645	198.5	27:29.653
28	1	2:27.395	50.404	45.607	51.384	194.6	1:27:34.775	12	2	2:27.301	49.682	46.307	51.312	198.2	29:56.954
29	1	2:30.170	51.913	46.732	51.525	196.7	1:30:04.945	13	2	2:27.194	49.720	45.974	51.500	197.8	32:24.148
30	1	2:26.644	49.714	45.442	51.488	195.3	1:32:31.589	14	2	2:27.188	49.368	46.210	51.610	200.0	34:51.336
411 Porsche 911 2.0L 1. Lukas BUCHER GTL-ELI 2. David VERZIJLBERGEN															
1	1	2:33.636	55.987	46.281	51.368		2:33.636	15	2	2:28.146	49.802	46.487	51.857	196.0	37:19.482
2	1	2:27.987	50.149	46.373	51.465	194.6	5:01.623	16	2	5:17.567 B	50.028	46.439	3:41.100	196.0	42:37.049
3	1	2:26.201	48.982	45.815	51.404	197.8	7:27.824	17	1	2:54.906	1:05.574	52.197	57.135	109.1	45:31.955
4	1	2:27.372	49.753	46.335	51.284	199.6	9:55.196	18	1	2:41.163	53.057	50.901	57.205	193.2	48:13.118
5	1	2:29.812	50.223	47.122	52.467	197.8	12:25.008	19	1	2:42.432	53.078	50.780	58.574	191.2	50:55.550
6	1	2:29.205	50.360	46.617	52.228	194.9	14:54.213	20	1	2:42.652	54.406	51.209	57.037	192.5	53:38.202
7	1	2:26.892	49.242	45.776	51.874	197.8	17:21.105	21	1	2:44.665	55.120	51.745	57.800	190.1	56:22.867
8	1	2:27.107	49.402	46.150	51.555	196.4	19:48.212	22	1	2:47.078	56.419	52.304	58.355	174.8	59:09.945
9	1	2:27.222	49.409	46.248	51.565	198.9	22:15.434	23	1	2:42.400	53.440	52.142	56.818	192.2	1:01:52.345
10	1	2:29.589	49.901	47.592	52.096	200.4	24:45.023	24	1	2:42.855	53.507	51.927	57.421	193.2	1:04:35.200
11	1	2:27.394	49.550	46.105	51.739	198.5	27:12.417	25	1	2:42.183	53.693	51.726	56.764	191.8	1:07:17.383
12	1	2:27.588	49.915	45.727	51.946	198.9	29:40.005	26	1	2:43.235	54.237	51.772	57.226	191.2	1:10:00.618
13	1	2:28.471	49.714	46.451	52.306	196.7	32:08.476	27	1	2:43.150	52.948	53.223	56.979	194.2	1:12:43.768
14	1	2:27.948	49.546	45.954	52.448	197.4	34:36.424	28	1	2:42.981	52.934	52.487	57.560	192.5	1:15:26.749
15	1	2:28.168	50.225	46.163	51.780	196.4	37:04.592	29	1	2:43.236	54.191	51.821	57.224	180.0	1:18:09.985
16	1	2:27.614	49.449	46.399	51.766	197.1	39:32.206	30	1	2:44.421	54.131	51.642	58.648	183.4	1:20:54.406
17	1	2:27.361	49.313	46.001	52.047	197.8	41:59.567	31	1	2:43.944	54.698	51.937	57.309	181.5	1:23:38.350
18	1	2:26.865	49.512	45.856	51.497	197.4	44:26.432	32	1	2:42.161	54.491	50.904	56.766	185.6	1:26:20.511
19	1	5:05.503 B	49.430	45.958	3:30.115	196.7	49:31.935	33	1	2:43.183	54.220	51.749	57.214	186.9	1:29:03.694
20	2	2:35.016	58.540	45.362	51.114	130.3	52:06.951	34	1	2:43.542	54.276	52.393	56.873	184.3	1:31:47.236
21	2	2:24.744	49.108	44.766	50.870	198.2	54:31.695	35	1	2:43.538	54.059	52.104	57.375	180.9	1:34:30.774
22	2	2:24.010	48.640	44.692	50.678	198.2	56:55.705	777 Porsche 911 2.0L 1. Guy ZISER GTL-ELI 2. Oli WEBB							
23	2	2:23.469	48.550	44.223	50.696	199.3	59:19.174	1	1	2:39.895	58.107	48.302	53.486		2:39.895
24	2	2:24.567	48.435	45.468	50.664	200.0	1:01:43.741	2	1	2:33.196	51.418	48.425	53.353	192.5	5:13.091
25	2	2:24.414	48.330	45.336	50.748	200.7	1:04:08.155	3	1	2:32.503	51.316	48.045	53.142	193.9	7:45.594
26	2	2:24.274	48.702	44.372	51.200	200.0	1:06:32.429	4	1	2:29.950	50.463	46.901	52.586	196.4	10:15.544
27	2	2:23.865	48.582	44.486	50.797	197.4	1:08:56.294	5	1	2:29.976	50.593	47.004	52.379	193.5	12:45.520
28	2	2:24.211	48.634	44.878	50.699	199.3	1:11:20.505	6	1	2:30.871	50.336	46.891	53.644	195.3	15:16.391
29	2	2:23.990	48.661	44.508	50.821	199.6	1:13:44.495	7	1	2:30.554	50.296	47.218	53.040	191.5	17:46.945
30	2	2:23.464	48.479	44.182	50.803	198.5	1:16:07.959	8	1	2:31.801	51.160	47.283	53.358	192.2	20:18.746
31	2	2:23.723	48.445	44.463	50.815	198.2	1:18:31.682	9	1	2:30.843	50.366	47.271	53.206	192.2	22:49.589
32	2	2:23.694	48.124	45.183	50.387	198.5	1:20:55.376	10	1	2:30.959	50.292	48.130	52.537	193.2	25:20.548
33	2	2:23.976	48.506	44.898	50.572	200.7	1:23:19.352	11	1	2:30.537	50.386	47.299	52.852	193.5	27:51.085
34	2	2:23.275	48.159	44.309	50.807	199.3	1:25:42.627	12	1	2:28.862	49.747	46.748	52.367	192.5	30:19.947
35	2	2:23.417	48.480	44.328	50.609	200.4	1:28:06.044	13	1	2:31.915	51.563	48.086	52.266	193.9	32:51.862
36	2	2:22.724	48.135	44.198	50.391	201.1	1:30:28.768	14	1	2:30.286	50.395	47.339	52.552	196.0	35:22.148
37	2	2:23.087	47.997	44.448	50.642	199.6	1:32:51.855	15	1	2:29.984	50.863	46.709	52.412	192.9	37:52.132
650 Porsche 911 2.0L 1. Jussi ITAVUORI GTL-ELI 2. Risto VIRTANEN															
1	2	2:45.203	1:03.021	49.070	53.112		2:45.203	16	1	2:32.222	50.850	48.522	52.850	194.6	40:24.354
2	2	2:30.176	50.590	47.147	52.439	199.6	5:15.379	17	1	2:30.138	50.172	47.199	52.767	193.2	42:54.492
3	2	2:29.761	50.577	46.946	52.238	201.1	7:45.140	18	1	5:27.038 B	50.528	46.922	3:49.588	193.5	48:21.530
4	2	2:28.431	50.342	46.542	51.547	198.9	10:13.571	19	2	2:35.461	58.901	45.037	51.523	126.6	50:56.991
20 2 2:25.306 49.728 44.539 51.039 194.2 53:22.297															
21 2 2:25.573 49.310 45.025 51.238 195.7 55:47.870															
22 2 2:24.523 49.056 44.568 50.899 193.9 58:12.393															
23 2 2:24.819 48.957 44.634 51.228 195.3 1:00:37.212															
24 2 2:25.486 49.869 44.678 50.939 196.4 1:03:02.698															



2.0L CUP



2.0L CUP MUGELLO CLASSIC RACE

Sector Analysis

■ Personal Best ■ Session Best B Crossing the finish line in pit lane

Lap	D	Time	Sector 1	Sector 2	Sector 3	T. Spd	Elapsed	Lap	D	Time	Sector 1	Sector 2	Sector 3	T. Spd	Elapsed
25	2	2:24.428	48.951	44.299	51.178	194.9	1:05:27.126								
26	2	2:24.651	49.180	44.446	51.025	192.9	1:07:51.777								
27	2	2:24.174	48.878	44.407	50.889	194.6	1:10:15.951								
28	2	2:25.402	49.003	44.492	51.907	195.7	1:12:41.353								
29	2	2:24.025	48.881	44.397	50.747	193.9	1:15:05.378								
30	2	2:24.079	48.888	44.351	50.840	194.9	1:17:29.457								
31	2	2:24.236	48.744	44.644	50.848	194.2	1:19:53.693								
32	2	2:25.663	48.696	45.413	51.554	195.3	1:22:19.356								
33	2	2:24.305	49.452	44.086	50.767	195.7	1:24:43.661								
34	2	2:23.914	48.737	44.499	50.678	198.5	1:27:07.575								
35	2	2:23.972	49.167	44.104	50.701	196.7	1:29:31.547								
36	2	2:23.784	49.091	44.084	50.609	197.4	1:31:55.331								
37	2	2:23.621	48.603	44.362	50.656	194.2	1:34:18.952								

919 Porsche 911 2.0L
1. Frank STRICKER GTL

1	1	2:45.286	1:02.474	49.265	53.547		2:45.286
2	1	2:32.720	51.758	47.341	53.621	186.5	5:18.006
3	1	2:32.718	51.684	47.302	53.732	187.8	7:50.724
4	1	2:33.447	51.919	47.590	53.938	185.9	10:24.171
5	1	2:34.111	52.227	47.761	54.123	184.6	12:58.282
6	1	2:33.851	52.232	47.457	54.162	185.9	15:32.133
7	1	2:34.065	51.930	47.952	54.183	183.7	18:06.198
8	1	2:34.017	52.388	47.744	53.885	183.1	20:40.215
9	1	2:34.048	51.931	47.897	54.220	184.3	23:14.263
10	1	2:33.993	51.858	48.194	53.941	184.6	25:48.256
11	1	2:33.802	52.146	47.725	53.931	184.3	28:22.058
12	1	2:33.540	51.970	47.626	53.944	184.6	30:55.598
13	1	2:33.685	51.727	47.918	54.040	186.5	33:29.283
14	1	2:34.507	51.622	48.545	54.340	186.5	36:03.790
15	1	4:54.263	B 51.687	47.755	3:14.821	184.6	40:58.053
16	1	2:44.744	1:02.767	48.290	53.687	120.5	43:42.797
17	1	2:33.971	51.653	47.825	54.493	185.2	46:16.768
18	1	2:33.909	52.136	47.927	53.846	184.0	48:50.677
19	1	2:34.778	53.087	48.224	53.467	182.7	51:25.455
20	1	2:33.891	52.021	47.653	54.217	180.3	53:59.346