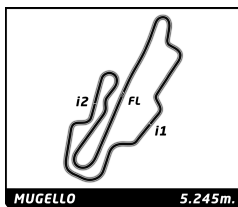




# 2.0L CUP



## 2.0L CUP MUGELLO CLASSIC QUALIFYING

### Sector Analysis

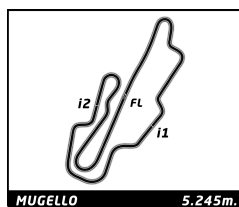
■ Personal Best ■ Session Best B Crossing the finish line in pit lane

Lap	D	Time	Sector 1	Sector 2	Sector 3	T. Spd	Elapsed	Lap	D	Time	Sector 1	Sector 2	Sector 3	T. Spd	Elapsed		
<b>11</b>	Porsche 911 2.0L 1.Evgeny KIREEV 2.Ramzan ORUSBAEV							GTL	<b>27</b>	Porsche 911 2.0L 1.Stephen EDWARDS 2.Matt NEAL							GTL-EI
1	2	3:20.388	1:40.574	46.883	52.931	78.7	3:20.388	1	1	3:11.179	1:26.930	48.361	55.888	93.4	3:11.179		
2	2	<b>2:26.376</b>	<b>49.097</b>	45.793	<b>51.486</b>	197.4	5:46.764	2	1	2:28.121	49.756	46.107	52.258	195.7	5:39.300		
3	2	2:28.096	49.365	<b>45.601</b>	53.130	197.8	8:14.860	3	1	2:27.954	49.908	45.709	52.337	194.2	8:07.254		
4	2	4:06.272 B	49.783	45.912	2:30.577	197.8	12:21.132	4	1	<b>2:27.361</b>	<b>49.680</b>	<b>45.650</b>	<b>52.031</b>	196.0	10:34.615		
5	1	2:46.790	1:03.584	48.401	54.805	113.6	15:07.922	5	1	4:54.878 B	49.767	45.788	3:19.323	195.3	15:29.493		
6	1	2:32.445	50.659	48.410	53.376	194.9	17:40.367	6	1	2:45.874	1:03.366	48.451	54.057	112.5	18:15.367		
7	1	2:33.170	50.214	48.443	54.513	195.7	20:13.537	7	1	2:32.003	51.044	47.538	53.421	194.2	20:47.370		
8	1	2:30.745	50.405	47.426	52.914	197.4	22:44.282	8	1	2:31.462	50.714	47.384	53.364	194.6	23:18.832		
9	1	2:31.705	51.344	46.863	53.498	198.5	25:15.987	9	1	2:31.609	51.105	47.434	53.070	194.6	25:50.441		
10	1	3:31.778 B	50.609	49.564	1:51.605	198.2	28:47.765	10	1	2:30.267	50.730	46.625	52.912	195.3	28:20.708		
11	2	2:36.882	59.238	45.720	51.924	127.1	31:24.647	11	1	2:30.400	50.499	47.308	52.593	197.4	30:51.108		
<b>15</b>	Porsche 911 2.0L 1.David DANGLARD							GTL	<b>29</b>	Porsche 911 2.0L 1.Christian TRABER 2.Nicolas TRABER							GTL
1	1	2:50.667	1:10.026	47.748	52.893	97.3	2:50.667	1	2	3:29.485	1:46.547	49.596	53.342	74.1	3:29.485		
2	1	4:39.701 B	<b>50.684</b>	47.741	3:01.276	197.4	7:30.368	2	2	2:32.108	50.689	48.866	52.553	200.7	6:01.593		
3	1	2:41.934	1:01.290	47.634	53.010	123.9	10:12.302	3	2	2:29.086	<b>50.272</b>	<b>46.166</b>	52.648	201.1	8:30.679		
4	1	2:31.486	51.323	47.263	52.900	198.5	12:43.788	4	2	2:28.703	49.902	46.470	52.331	201.5	10:59.382		
5	1	2:31.372	50.764	47.903	<b>52.705</b>	198.9	15:15.160	5	2	<b>2:28.577</b>	50.113	46.441	<b>52.023</b>	203.4	13:27.959		
6	1	2:34.850	52.786	47.873	54.191	198.9	17:50.010	6	2	4:23.579 B	51.037	49.195	2:43.347	203.0	17:51.538		
7	1	2:31.948	50.851	47.547	53.550	196.4	20:21.958	7	1	2:44.775	1:03.560	47.605	53.610	124.3	20:36.313		
8	1	2:30.784	50.810	46.789	53.185	196.7	22:52.742	8	1	2:31.073	51.294	46.543	53.236	201.5	23:07.386		
9	1	3:15.787 B	50.788	47.145	1:37.854	197.4	26:08.529	9	1	2:29.490	50.066	46.851	52.573	202.6	25:36.876		
10	1	2:40.561	1:01.120	<b>46.471</b>	52.970	113.2	28:49.090	10	1	2:29.775	50.101	46.935	52.739	201.5	28:06.651		
11	1	<b>2:30.645</b>	50.916	46.766	52.963	199.3	31:19.735	11	1	2:29.819	<b>49.800</b>	46.677	53.342	203.0	30:36.470		
<b>22</b>	Porsche 911 2.0L 1.Rémi TERRAIL 2.Jürg AEBERHARD							GTL	<b>35</b>	Porsche 911 2.0L 1.Frédéric DI EGIDIO 2.Guido DI EGIDIO							GTL
1	2	2:57.819	1:20.603	45.329	51.887	105.5	2:57.819	1	1	3:05.717	1:26.272	47.154	52.291	97.8	3:05.717		
2	2	2:23.177	<b>47.858</b>	44.771	50.548	202.6	5:20.996	2	1	<b>2:27.849</b>	<b>49.422</b>	46.251	52.176	197.4	5:33.566		
3	2	2:25.288	48.299	46.264	50.725	203.0	7:46.284	3	1	2:29.249	49.811	46.522	52.916	197.4	8:02.815		
4	2	2:23.268	47.942	44.377	50.949	202.2	10:09.552	4	1	2:28.893	50.133	46.632	52.128	197.1	10:31.708		
5	2	<b>2:22.848</b>	48.198	44.147	<b>50.503</b>	201.9	12:32.400	5	1	2:29.075	50.336	46.690	52.049	197.4	13:00.783		
6	2	3:53.758 B	47.990	<b>43.942</b>	2:21.826	203.0	16:26.158	6	1	3:48.042 B	50.357	47.020	2:10.665	199.3	16:48.825		
7	1	2:44.262	1:03.162	48.079	53.021	128.0	19:10.420	7	1	2:40.142	1:01.246	46.484	52.412	124.3	19:28.967		
8	1	2:30.995	50.752	47.415	52.828	201.5	21:41.415	8	1	2:29.084	50.350	46.789	<b>51.945</b>	197.1	21:58.051		
9	1	2:30.137	50.269	47.357	52.511	201.1	24:11.552	9	1	2:28.794	49.495	46.917	52.382	199.6	24:26.845		
10	1	2:29.657	50.678	46.843	52.136	200.4	26:41.209	10	1	2:28.465	50.301	<b>46.132</b>	52.032	198.5	26:55.310		
11	1	2:29.686	50.192	47.288	52.206	201.9	29:10.895										
<b>23</b>	Porsche 911 2.0L 1.Charles RUPP 2.François JAKUBOWSKI							GTL	<b>40</b>	Porsche 911 2.0L 1.Syd COOMBES							GTL
1	1	2:52.583	1:11.327	48.227	53.029	95.7	2:52.583	1	1	3:28.772	1:45.427	49.865	53.480	74.5	3:28.772		
2	1	2:31.584	50.247	48.630	52.707	193.9	5:24.167	2	1	2:29.984	<b>50.202</b>	47.115	52.667	196.4	5:58.756		
3	1	2:29.624	50.233	46.956	52.435	197.1	7:53.791	3	1	3:58.852 B	50.891	47.603	2:20.358	194.6	9:57.608		
4	1	2:29.650	49.851	47.141	52.658	197.4	10:23.441	4	1	2:42.268	1:02.724	47.051	52.493	107.5	12:39.876		
5	1	2:31.835	51.208	47.586	53.041	185.2	12:55.276	5	1	2:31.977	50.382	47.788	53.807	196.0	15:11.853		
6	1	4:06.780 B	50.332	47.644	2:28.804	198.2	17:02.056	6	1	2:30.815	50.502	47.565	52.748	198.2	17:42.668		
7	2	2:39.412	1:00.359	46.539	52.514	129.2	19:41.468	7	1	<b>2:29.905</b>	50.328	<b>46.937</b>	52.640	197.1	20:12.573		
8	2	2:28.534	50.120	46.472	51.942	200.7	22:10.002	8	1	2:31.021	51.065	47.030	52.926	195.3	22:43.594		
9	2	2:26.556	49.483	45.615	<b>51.458</b>	200.7	24:36.558	9	1	2:30.883	50.878	47.101	52.904	196.4	25:14.477		
10	2	2:31.656	50.492	47.274	53.890	200.7	27:08.214	10	1	2:33.040	51.383	48.945	52.712	194.6	27:47.517		
11	2	2:26.505	49.150	45.760	51.595	201.1	29:34.719	11	1	2:30.320	50.569	47.301	<b>52.450</b>	196.0	30:17.837		
12	2	<b>2:25.691</b>	<b>48.855</b>	<b>45.240</b>	51.596	201.5	32:00.410										





# 2.0L CUP



## 2.0L CUP MUGELLO CLASSIC QUALIFYING

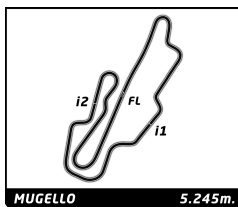
### Sector Analysis

■ Personal Best ■ Session Best B Crossing the finish line in pit lane

Lap	D	Time	Sector 1	Sector 2	Sector 3	T. Spd	Elapsed	Lap	D	Time	Sector 1	Sector 2	Sector 3	T. Spd	Elapsed
<b>53</b>	Porsche 911 2.0L 1.Christian COLL GTL							<b>77</b>	Porsche 911 2.0L 1.Seb PEREZ 2.George GAMBLE ELI-						
1	1	3:00.652	1:20.779	49.146	50.727	108.1	3:00.652	1	2	2:38.652	1:03.133	44.903	50.616	111.6	2:38.652
2	1	2:26.752	50.115	45.394	51.243	203.4	5:27.404	2	2	2:24.148	48.441	44.719	50.988	198.2	5:02.800
3	1	2:25.864	49.410	45.364	51.090	203.0	7:53.268	3	2	2:24.494	48.738	44.783	50.973	198.9	7:27.294
4	1	2:26.268	49.252	45.744	51.272	203.4	10:19.536	4	2	2:24.548	48.498	45.000	51.050	199.3	9:51.842
5	1	2:27.456	49.884	46.030	51.542	203.0	12:46.992	5	2	2:30.676	48.712	50.225	51.739	199.6	12:22.518
6	1	4:29.742 B	49.219	45.780	2:54.743	204.5	17:16.734	6	2	3:59.852 B	48.159	44.928	2:26.765	200.7	16:22.370
7	1	2:37.629	59.894	46.063	51.672	130.8	19:54.363	7	1	2:45.167	1:01.600	47.128	56.439	119.1	19:07.537
8	1	2:26.916	49.515	45.838	51.563	201.5	22:21.279	8	1	2:25.101	49.114	45.291	50.696	201.1	21:32.638
9	1	2:26.406	49.308	45.878	51.220	201.9	24:47.685	9	1	2:24.300	48.379	44.988	50.933	200.7	23:56.938
10	1	2:26.006	50.082	44.854	51.070	202.2	27:13.691	10	1	2:24.116	48.489	44.814	50.813	200.7	26:21.054
11	1	2:26.188	49.085	45.802	51.301	203.8	29:39.879	11	1	2:33.964	52.184	49.163	52.617	201.1	28:55.018
12	1	2:30.609	49.416	46.272	54.921	206.1	32:10.488	12	1	2:24.221	48.224	44.562	51.435	201.9	31:19.239
<b>55</b>	Porsche 911 2.0L 1.Philippe de CRAENE GTL							<b>82</b>	Porsche 911 2.0L 1.Uwe KOLB 2.Patrick KOLB GTL						
1	1	2:51.895	1:13.972	47.017	50.906	101.8	2:51.895	1	1	3:24.202	1:32.804	53.738	57.660	92.5	3:24.202
2	1	2:27.240	49.614	46.618	51.008	197.4	5:19.135	2	1	2:43.351	54.610	52.628	56.113	184.9	6:07.553
3	1	3:28.080 B	49.763	46.332	1:51.985	203.4	8:47.215	3	1	2:43.847	54.272	52.856	56.719	190.5	8:51.400
4	1	2:38.101	59.499	46.531	52.071	128.6	11:25.316	4	1	2:40.968	53.793	51.319	55.856	192.9	11:32.368
5	1	2:28.264	50.106	46.577	51.581	202.6	13:53.580	5	1	2:42.327	54.056	51.772	56.499	192.9	14:14.695
6	1	2:28.136	49.646	47.270	51.220	202.6	16:21.716	6	1	5:04.323 B	53.705	51.765	3:18.853	192.2	19:19.018
7	1	2:28.920	49.653	47.638	51.629	203.0	18:50.636	7	2	2:40.720	1:02.039	46.439	52.242	118.6	21:59.738
8	1	3:44.461 B	50.165	46.734	2:07.562	201.9	22:35.097	8	2	2:29.864	50.451	45.963	53.450	199.3	24:29.602
9	1	2:40.287	1:01.176	47.248	51.863	127.2	25:15.384	9	2	2:26.590	49.761	45.267	51.562	197.1	26:56.192
10	1	2:30.364	50.767	47.717	51.880	203.0	27:45.748	10	2	2:27.632	49.210	46.289	52.133	198.2	29:23.824
11	1	2:29.323	50.227	47.800	51.296	203.0	30:15.071	11	2	2:26.435	49.243	45.261	51.931	198.5	31:50.259
<b>59</b>	Porsche 911 2.0L 1.Tarek MAHMOUD 2.Galal MAHMOUD GTL							<b>99</b>	Porsche 911 2.0L 1.James THORPE 2.Phil QUAIFE GTL-ELI						
1	1	3:08.679	1:27.650	47.920	53.109	94.7	3:08.679	1	1	2:45.486	1:09.509	44.733	51.244	97.4	2:45.486
2	1	2:32.704	50.925	48.303	53.476	189.8	5:41.383	2	1	2:25.072	48.775	45.416	50.881	198.2	5:10.558
3	1	2:33.451	51.655	47.958	53.838	185.2	8:14.834	3	1	2:24.762	48.893	45.032	50.837	200.0	7:35.320
4	1	2:33.004	51.752	47.951	53.301	194.2	10:47.838	4	1	4:26.750 B	48.760	44.998	2:52.992	200.7	12:02.070
5	1	4:11.044 B	51.971	49.168	2:29.905	192.2	14:58.882	5	2	2:36.369	1:00.809	44.668	50.892	127.5	14:38.439
6	2	2:52.189	1:07.114	49.414	55.661	100.4	17:51.071	6	2	2:23.186	48.592	44.133	50.461	200.7	17:01.625
7	2	2:35.609	51.751	49.174	54.684	193.2	20:26.680	7	2	2:26.862	48.654	46.411	51.797	200.0	19:28.487
8	2	2:33.145	51.216	48.325	53.604	184.6	22:59.825	8	2	2:24.963	49.224	45.340	50.399	201.5	21:53.450
9	2	2:32.532	50.669	48.402	53.461	195.3	25:32.357	9	2	3:52.445 B	50.202	45.922	2:16.321	201.9	25:45.895
10	2	2:34.839	52.009	48.558	54.272	190.8	28:07.196	10	1	2:35.039	58.061	44.827	52.151	133.2	28:20.934
11	2	2:33.900	51.393	48.228	54.279	192.5	30:41.096								
<b>75</b>	Porsche 911 2.0L 1.Christian GLÄSEL 2.Jan HUNGER GTL							<b>116</b>	Porsche 911 2.0L 1.Bonamy GRIMES GTL						
1	1	3:54.974	2:17.219	46.413	51.342	115.4	3:54.974	1	1	2:53.786	1:16.746	45.410	51.630	114.9	2:53.786
2	1	2:27.074	50.050	45.611	51.413	200.4	6:22.048	2	1	2:28.510	49.423	47.769	51.318	199.6	5:22.296
3	1	2:27.988	49.178	45.773	53.037	201.1	8:50.036	3	1	2:25.558	49.149	45.158	51.251	200.4	7:47.854
4	1	2:26.676	49.590	45.551	51.535	201.1	11:16.712	4	1	2:25.736	49.294	44.888	51.554	201.9	10:13.590
5	1	5:14.241 B	50.546	46.997	3:36.698	201.9	16:30.953	5	1	2:26.949	49.401	45.576	51.972	202.6	12:40.539
6	2	3:07.003	1:09.028	56.210	1:01.765	103.3	19:37.956	6	1	2:29.575	50.174	47.480	51.921	203.4	15:10.114
7	2	2:53.890	57.914	55.846	1:00.130	181.5	22:31.846	7	1	2:27.774	49.536	46.294	51.944	201.9	17:37.888
8	2	2:54.470	56.895	57.313	1:00.262	184.3	25:26.316	8	1	3:37.773 B	49.165	45.464	2:03.144	200.7	21:15.661
9	2	2:53.898	58.171	56.641	59.086	178.5	28:20.214	9	1	2:35.703	58.356	45.366	51.981	130.8	23:51.364
								10	1	2:26.029	49.449	44.915	51.665	200.4	26:17.393
								11	1	2:25.337	49.263	45.109	50.965	200.7	28:42.730



# 2.0L CUP



## 2.0L CUP MUGELLO CLASSIC QUALIFYING

### Sector Analysis

Personal Best Session Best B Crossing the finish line in pit lane

Lap	D	Time	Sector 1	Sector 2	Sector 3	T. Spd	Elapsed	Lap	D	Time	Sector 1	Sector 2	Sector 3	T. Spd	Elapsed		
<b>168</b>	Porsche 911 2.0L 1.Stan NOVAKOVIC							GTL	<b>757</b>	Porsche 911 2.0L 1.Jürgen RUDOLPH 2.Heiko HAMMEL							GTL-ELI
1	1	3:31.063	1:44.769	49.769	56.525	80.8	3:31.063	1	2	3:19.418	1:40.133	46.902	52.383	73.2	3:19.418		
2	1	2:37.630	53.072	49.736	54.822	193.2	6:08.693	2	2	2:25.853	49.248	45.365	51.240	201.9	5:45.271		
3	1	2:41.443	53.591	51.752	56.100	195.3	8:50.136	3	2	2:39.595	49.421	48.487	1:01.687	202.2	8:24.866		
4	1	2:36.979	52.871	49.389	54.719	184.3	11:27.115	4	2	<b>2:24.642</b>	<b>48.687</b>	<b>44.985</b>	<b>50.970</b>	203.4	10:49.508		
5	1	2:37.867	52.643	49.406	55.818	197.4	14:04.982	5	2	4:13.606 <b>B</b>	50.662	48.095	2:34.849	180.9	15:03.114		
6	1	2:35.383	51.841	49.014	54.528	195.7	16:40.365	6	1	2:52.195	1:05.584	47.767	58.844	122.3	17:55.309		
7	1	2:36.112	52.619	49.076	54.417	195.7	19:16.477	7	1	2:37.859	51.492	47.639	58.728	200.0	20:33.168		
8	1	2:35.639	52.152	48.882	54.605	196.7	21:52.116	8	1	2:28.247	50.166	46.426	51.655	199.6	23:01.415		
9	1	2:35.333	51.903	49.150	54.280	197.8	24:27.449	9	1	2:28.191	49.697	46.968	51.526	202.2	25:29.606		
10	1	2:34.905	51.859	49.511	<b>53.535</b>	190.5	27:02.354										
11	1	2:34.407	52.525	<b>47.978</b>	53.904	198.5	29:36.761										
12	1	<b>2:34.295</b>	<b>51.326</b>	49.104	53.865	199.3	32:11.056										
<b>269</b>	Porsche 911 2.0L 1.Max MORITZ 2.Vincent KOLB							GTL	<b>777</b>	Porsche 911 2.0L 1.Guy ZISER 2.Oli WEBB							GTL-ELI
1	2	2:39.794	1:03.036	45.854	<b>50.904</b>	103.4	2:39.794	1	2	2:49.570	1:11.321	45.904	52.345	104.1	2:49.570		
2	2	2:27.645	51.158	45.144	51.343	201.5	5:07.439	2	2	<b>2:23.051</b>	48.712	<b>43.735</b>	<b>50.604</b>	197.8	5:12.621		
3	2	2:25.610	49.417	45.165	51.028	199.6	7:33.049	3	2	4:56.008 <b>B</b>	<b>48.524</b>	44.160	3:23.324	199.6	10:08.629		
4	2	2:25.483	49.003	45.232	51.248	201.1	9:58.532	4	1	2:42.220	1:01.814	47.461	52.945	123.1	12:50.849		
5	2	2:25.956	49.121	45.231	51.604	200.7	12:24.488	5	1	2:33.207	51.394	48.620	53.193	198.5	15:24.056		
6	2	<b>2:24.796</b>	<b>48.944</b>	<b>44.750</b>	51.102	202.6	14:49.284	6	1	2:31.577	50.567	47.845	53.165	198.2	17:55.633		
7	2	4:10.837 <b>B</b>	49.950	46.263	2:34.624	201.9	19:00.121	7	1	2:30.260	50.268	47.149	52.843	199.3	20:25.893		
8	1	2:44.578	1:03.153	48.108	53.317	120.7	21:44.699	8	1	2:31.902	51.082	47.851	52.969	198.9	22:57.795		
9	1	2:49.005	51.447	1:01.912	55.646	200.4	24:33.704	9	1	2:30.464	50.752	47.537	52.175	198.5	25:28.259		
10	1	2:35.151	52.462	48.828	53.861	196.0	27:08.855	10	1	2:30.807	50.742	47.332	52.733	198.9	27:59.066		
11	1	2:30.976	50.841	47.459	52.676	201.1	29:39.831										
12	1	2:31.850	51.271	47.524	53.055	200.0	32:11.681										
<b>411</b>	Porsche 911 2.0L 1.Lukas BUCHER 2.David VERZIJLBERGEN							GTL-ELI	<b>919</b>	Porsche 911 2.0L 1.Frank STRICKER							GTL
1	2	2:55.049	1:19.481	45.298	50.270	107.9	2:55.049	1	1	3:07.311	1:20.559	51.751	55.001	86.6	3:07.311		
2	2	2:24.430	48.404	45.976	<b>50.050</b>	204.5	5:19.479	2	1	2:33.394	51.662	47.930	53.802	189.8	5:40.705		
3	2	<b>2:23.516</b>	<b>48.048</b>	<b>45.010</b>	50.458	205.7	7:42.995	3	1	2:33.390	51.813	<b>47.828</b>	53.749	191.2	8:14.095		
4	2	4:04.277 <b>B</b>	48.729	45.511	2:30.037	204.2	11:47.272	4	1	2:33.366	51.911	47.860	53.595	190.5	10:47.461		
5	1	2:42.740	1:02.839	47.380	52.521	122.0	14:30.012	5	1	2:35.676	53.892	48.281	<b>53.503</b>	191.2	13:23.137		
6	1	2:29.152	49.909	46.665	52.578	202.2	16:59.164	6	1	2:35.300	53.133	48.086	54.081	190.8	15:58.437		
7	1	2:28.953	50.281	46.775	51.897	202.2	19:28.117	7	1	2:34.259	52.507	47.875	53.877	189.8	18:32.696		
8	1	2:31.625	50.512	48.574	52.539	202.6	21:59.742	8	1	4:20.583 <b>B</b>	52.006	48.514	2:40.063	190.1	22:53.279		
9	1	2:30.652	50.128	48.543	51.981	204.2	24:30.394	9	1	2:44.696	1:01.575	48.384	54.737	115.1	25:37.975		
10	1	2:27.942	49.549	46.818	51.575	200.0	26:58.336	10	1	2:34.948	<b>51.650</b>	48.902	54.396	190.1	28:12.923		
11	1	2:26.808	49.252	46.145	51.411	203.4	29:25.144	11	1	<b>2:33.358</b>	51.732	48.043	53.583	190.1	30:46.281		
<b>650</b>	Porsche 911 2.0L 1.Jussi ITAVUORI 2.Risto VIRTANEN							GTL									
1	2	3:23.611	1:41.411	49.811	52.389	79.6	3:23.611										
2	2	2:28.191	50.034	46.342	51.815	203.4	5:51.802										
3	2	<b>2:27.808</b>	<b>49.878</b>	<b>46.206</b>	<b>51.724</b>	203.4	8:19.610										
4	2	4:47.521 <b>B</b>	50.010	47.168	3:10.343	202.2	13:07.131										
5	1	3:06.650	1:11.681	54.026	1:00.943	95.6	16:13.781										
6	1	2:44.919	53.616	53.156	58.147	197.8	18:58.700										
7	1	2:45.966	54.224	53.130	58.612	199.3	21:44.666										
8	1	2:48.734	54.094	53.267	1:01.373	193.5	24:33.400										
9	1	2:46.407	55.566	52.700	58.141	189.5	27:19.807										
10	1	2:43.747	53.837	52.183	57.727	199.6	30:03.554										

