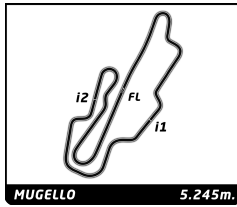




# 2.0L CUP



## 2.0L CUP MUGELLO CLASSIC PRIVATE PRACTICE

### Sector Analysis

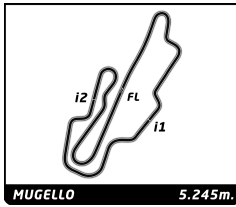
Personal Best Session Best B Crossing the finish line in pit lane

Lap	D	Time	Sector 1	Sector 2	Sector 3	T. Spd	Elapsed	Lap	D	Time	Sector 1	Sector 2	Sector 3	T. Spd	Elapsed
<b>11</b> Porsche 911 2.0L 1.Evgeny KIREEV 2.Ramzan ORUSBAEV GTL								11 1 3:31.957 1:20.195 1:14.397 57.365 87.6 36:01.021							
1 1 3:37.779 1:42.274 56.000 59.505 88.2 3:37.779								12 1 2:43.747 55.500 51.185 57.062 187.5 38:44.768							
2 1 2:46.411 56.382 53.105 56.924 191.5 6:24.190								13 1 2:38.930 53.436 50.112 55.382 192.5 41:23.698							
3 1 2:42.826 55.092 52.234 55.500 191.2 9:07.016															
4 1 2:42.729 54.168 51.829 56.732 193.5 11:49.745															
5 1 2:40.836 54.752 50.851 55.233 187.5 14:30.581															
6 1 5:08.782 B 55.677 50.875 3:22.230 192.9 19:39.363															
7 2 8:24.806 B 1:18.931 57.035 6:08.840 75.5 28:04.169															
8 2 6:45.043 B 1:13.510 1:03.308 4:28.225 79.8 34:49.212															
9 2 3:03.395 1:14.522 50.998 57.875 80.5 37:52.607															
10 2 2:46.890 57.708 52.653 56.529 154.7 40:39.497															
<b>15</b> Porsche 911 2.0L 1.David DANGLARD GTL								11 1 3:31.957 1:20.195 1:14.397 57.365 87.6 36:01.021							
1 1 3:17.053 1:22.877 55.112 59.064 96.5 3:17.053								12 1 2:43.747 55.500 51.185 57.062 187.5 38:44.768							
2 1 2:46.968 57.360 52.676 56.932 185.2 6:04.021								13 1 2:38.930 53.436 50.112 55.382 192.5 41:23.698							
3 1 2:44.496 56.107 52.056 56.333 190.8 8:48.517															
4 1 2:42.874 56.461 50.996 55.417 193.5 11:31.391															
5 1 2:43.394 55.270 52.333 55.791 194.6 14:14.785															
6 1 4:16.925 B 54.983 50.438 2:31.504 193.5 18:31.710															
7 1 2:51.275 1:05.709 50.695 54.871 98.6 21:22.985															
8 1 3:09.760 54.283 52.872 1:22.605 194.9 24:32.745															
9 1 3:57.911 1:18.167 1:13.349 1:26.395 86.1 28:30.656															
10 1 3:46.051 1:05.598 1:10.984 1:29.469 104.0 32:16.707															
11 1 3:35.514 1:22.877 1:12.972 59.665 78.9 35:52.221															
12 1 2:38.568 53.777 49.830 54.961 194.9 38:30.789															
13 1 2:37.849 53.463 49.782 54.604 194.2 41:08.638															
<b>22</b> Porsche 911 2.0L 1.Rémi TERRAIL 2.Jürg AEBERHARD GTL								11 1 3:31.957 1:20.195 1:14.397 57.365 87.6 36:01.021							
1 2 3:51.893 2:03.548 52.176 56.169 90.0 3:51.893								12 1 2:43.747 55.500 51.185 57.062 187.5 38:44.768							
2 2 2:39.265 55.807 49.792 53.666 196.7 6:31.158								13 1 2:38.930 53.436 50.112 55.382 192.5 41:23.698							
3 2 2:41.196 56.196 51.695 53.305 201.1 9:12.354															
4 2 2:37.314 54.234 49.609 53.471 198.5 11:49.668															
5 2 6:07.822 B 54.233 49.662 4:23.927 199.3 17:57.490															
6 1 3:02.340 1:10.830 54.121 57.389 107.0 20:59.830															
7 1 3:11.070 56.368 52.732 1:21.970 197.4 24:10.900															
8 1 3:51.881 1:20.323 1:08.019 1:23.539 71.4 28:02.781															
9 1 3:39.059 1:12.154 1:01.919 1:24.986 90.5 31:41.840															
10 1 3:44.421 1:18.930 1:10.540 1:14.951 82.6 35:26.261															
11 1 2:42.743 55.031 52.139 55.573 196.7 38:09.004															
12 1 2:40.891 54.702 51.758 54.431 198.2 40:49.895															
<b>23</b> Porsche 911 2.0L 1.Charles RUPP 2.François JAKUBOWSKI GTL								11 1 3:31.957 1:20.195 1:14.397 57.365 87.6 36:01.021							
1 2 3:45.989 1:53.617 55.656 56.716 96.5 3:45.989								12 1 2:43.747 55.500 51.185 57.062 187.5 38:44.768							
2 2 2:44.388 56.152 52.104 56.132 196.4 6:30.377								13 1 2:38.930 53.436 50.112 55.382 192.5 41:23.698							
3 2 2:47.198 57.482 52.857 56.859 195.7 9:17.575															
4 2 2:43.922 55.926 52.103 55.893 198.2 12:01.497															
5 2 2:39.510 54.965 50.269 54.276 197.4 14:41.007															
6 2 2:38.494 54.123 50.153 54.218 197.1 17:19.501															
7 2 4:50.204 B 54.848 52.236 3:03.120 191.2 22:09.705															
8 1 3:23.100 1:14.840 58.890 1:09.370 82.9 25:32.805															
9 1 3:16.163 1:04.682 57.408 1:14.073 127.4 28:48.968															
10 1 3:40.096 1:01.570 1:06.665 1:31.861 150.8 32:29.064															
<b>27</b> Porsche 911 2.0L 1.Stephen EDWARDS 2.Matt NEAL GTL-ELI								11 1 3:31.957 1:20.195 1:14.397 57.365 87.6 36:01.021							
1 1 3:13.901 1:21.722 54.858 57.321 95.5 3:13.901								12 1 2:43.747 55.500 51.185 57.062 187.5 38:44.768							
2 1 2:42.564 56.274 51.079 55.211 182.7 5:56.465								13 1 2:38.930 53.436 50.112 55.382 192.5 41:23.698							
3 1 2:39.397 54.895 49.597 54.905 190.8 8:35.862															
4 1 2:38.707 54.621 49.440 54.646 191.2 11:14.569															
5 1 2:37.539 54.283 48.797 54.459 192.2 13:52.108															
6 1 7:26.164 B 54.454 49.708 5:42.002 190.1 21:18.272															
7 1 3:24.153 1:06.707 55.264 1:22.182 120.5 24:42.425															
8 1 4:00.665 1:17.069 1:11.576 1:32.020 83.3 28:43.090															
9 1 3:39.877 58.684 1:09.589 1:31.604 168.0 32:22.967															
10 1 3:35.911 1:20.172 1:13.916 1:01.823 83.3 35:58.878															
11 1 2:42.731 55.747 51.496 55.488 190.5 38:41.609															
12 1 2:40.144 54.352 50.635 55.157 191.2 41:21.753															
<b>29</b> Porsche 911 2.0L 1.Christian TRABER 2.Nicolas TRABER GTL								11 1 3:31.957 1:20.195 1:14.397 57.365 87.6 36:01.021							
1 2 4:18.520 2:16.512 1:01.542 1:00.466 79.8 4:18.520								12 1 2:43.747 55.500 51.185 57.062 187.5 38:44.768							
2 2 2:45.864 57.685 52.303 55.876 193.2 7:04.384								13 1 2:38.930 53.436 50.112 55.382 192.5 41:23.698							
3 2 2:40.680 55.282 50.772 54.626 195.3 9:45.064															
4 2 2:39.174 54.436 50.687 54.051 198.5 12:24.238															
5 2 5:29.968 B 55.874 57.819 3:36.275 198.9 17:54.206															
6 1 3:00.780 1:13.257 52.330 55.193 103.3 20:54.986															
7 1 2:58.503 54.811 51.281 1:12.411 200.4 23:53.489															
8 1 3:45.456 1:14.732 1:06.756 1:23.968 85.2 27:38.945															
9 1 9:12.527 54.761 54.761 89.6 36:51.472															
10 1 2:38.263 54.069 49.629 54.565 199.6 39:29.735															
11 1 2:36.400 53.423 48.813 54.164 199.6 42:06.135															
<b>35</b> Porsche 911 2.0L 1.Frédéric DI EGIDIO 2.Guido DI EGIDIO GTL								11 1 3:31.957 1:20.195 1:14.397 57.365 87.6 36:01.021							
1 1 3:13.117 1:20.770 54.922 57.425 92.6 3:13.117								12 1 2:43.747 55.500 51.185 57.062 187.5 38:44.768							
2 1 2:46.395 57.791 52.546 56.058 189.1 5:59.512								13 1 2:38.930 53.436 50.112 55.382 192.5 41:23.698							
3 1 2:44.823 56.582 51.937 56.304 190.5 8:44.335															
4 1 2:44.571 57.432 51.514 55.625 192.9 11:28.906															
5 1 2:45.780 56.469 52.567 56.744 192.5 14:14.686															
6 1 2:43.244 56.908 51.128 55.208 190.8 16:57.930															
7 1 2:39.597 54.861 49.883 54.853 194.6 19:37.527															
8 1 2:40.731 55.420 50.205 55.106 193.5 22:18.258															
9 1 8:43.332 B 57.697 58.978 6:46.657 191.2 31:01.590															
10 1 3:37.056 1:15.179 1:01.202 1:20.675 103.3 34:38.646															
11 1 2:51.972 1:07.010 49.570 55.392 92.5 37:30.618															
12 1 2:40.029 55.024 49.377 55.628 193.5 40:10.647															
<b>53</b> Porsche 911 2.0L 1.Christian COLL GTL								11 1 3:31.957 1:20.195 1:14.397 57.365 87.6 36:01.021							
1 1 3:45.239 1:49.302 56.447 59.490 103.3 3:45.239								12 1 2:43.747 55.500 51.185 57.062 187.5 38:44.768							
2 1 2:44.158 56.087 52.298 55.773 193.9 6:29.397								13 1 2:38.930 53.436 50.112 55.382 192.5 41:23.698							
3 1 2:46.842 57.145 53.856 55.841 188.2 9:16.239															
4 1 2:45.970 57.073 52.761 56.136 196.4 12:02.209															
5 1 2:44.670 56.318 52.636 55.716 198.2 14:46.879															
6 1 5:35.132 B 55.301 51.237 3:48.594 196.7 20:22.011															
7 1 2:59.627 1:08.525 49.719 1:01.383 115.1 23:21.638															





# 2.0L CUP



## 2.0L CUP MUGELLO CLASSIC PRIVATE PRACTICE

### Sector Analysis

Personal Best Session Best B Crossing the finish line in pit lane

Lap	D	Time	Sector 1	Sector 2	Sector 3	T. Spd	Elapsed	Lap	D	Time	Sector 1	Sector 2	Sector 3	T. Spd	Elapsed
8	1	3:38.046	1:08.277	1:07.214	1:22.555	113.2	26:59.684	4	1	2:37.288	54.637	48.549	54.102	197.8	11:26.785
9	1	3:23.233	1:20.350	54.451	1:08.432	81.6	30:22.917	5	1	2:33.291	52.957	47.802	52.532	196.0	14:00.076
10	1	3:46.357	1:10.749	1:08.691	1:26.917	101.6	34:09.274	6	1	2:33.910	53.101	47.665	53.144	198.2	16:33.986
11	1	3:01.682	1:17.670	49.983	54.029	71.7	37:10.956	7	1	2:35.147	53.245	48.276	53.626	196.4	19:09.133
12	1	2:35.270	53.619	48.681	52.970	197.8	39:46.226	8	1	4:43.036 B	52.951	47.824	3:02.261	196.7	23:52.169
13	1	2:35.112	53.017	49.091	53.004	199.6	42:21.338	9	2	3:55.473	1:19.659	1:06.619	1:29.195	84.2	27:47.642

**55** Porsche 911 2.0L  
1.Philippe de CRAENE  
GTL

1	1	3:24.748	1:31.553	55.351	57.844	105.1	3:24.748
2	1	2:43.718	55.727	52.555	55.436	188.2	6:08.466
3	1	2:41.205	54.388	50.952	55.865	197.1	8:49.671
4	1	2:42.879	56.782	51.322	54.775	167.4	11:32.550
5	1	3:58.239 B	54.744	51.050	2:12.445	199.3	15:30.789
6	1	2:52.627	1:07.380	50.957	54.290	109.4	18:23.416
7	1	2:37.447	53.935	50.074	53.438	198.9	21:00.863
8	1	2:57.521	53.875	49.291	1:14.355	201.1	23:58.384
9	1	3:50.070	1:14.586	1:06.411	1:29.073	95.2	27:48.454
10	1	3:34.863	1:12.141	54.522	1:28.200	78.3	31:23.317
11	1	3:54.772	1:19.226	1:10.784	1:24.762	77.3	35:18.089
12	1	2:41.057	54.989	50.237	55.831	185.2	37:59.146
13	1	2:36.814	53.138	49.732	53.944	199.3	40:35.960

**59** Porsche 911 2.0L  
1.Tarek MAHMOUD  
2.Galal MAHMOUD  
GTL

1	1	3:35.482	1:34.376	59.835	1:01.271	105.3	3:35.482
2	1	2:52.933	1:01.020	54.243	57.670	152.3	6:28.415
3	1	2:50.962	57.334	55.797	57.831	170.1	9:19.377
4	1	2:46.350	57.292	52.370	56.688	180.9	12:05.727
5	1	2:44.522	56.452	51.690	56.380	187.8	14:50.249
6	1	2:45.687	55.940	52.104	57.643	189.8	17:35.936
7	1	6:24.176 B	55.429	51.253	4:37.494	189.8	24:00.112
8	2	3:49.728	1:16.507	1:03.470	1:29.751	69.0	27:49.840
9	2	3:34.380	1:12.601	53.800	1:27.979	82.3	31:24.220
10	2	3:54.238	1:19.195	1:10.630	1:24.413	75.5	35:18.458
11	2	2:44.983	55.978	52.362	56.643	173.4	38:03.441
12	2	2:42.300	55.889	50.846	55.565	178.8	40:45.741

**75** Porsche 911 2.0L  
1.Christian GLÄSEL  
2.Jan HUNGER  
GTL

1	1	3:36.944	1:47.058	53.438	56.448	111.2	3:36.944
2	1	2:38.696	55.233	50.279	53.184	198.5	6:15.640
3	1	2:38.438	55.512	49.208	53.718	201.1	8:54.078
4	1	6:33.406 B	53.921	50.358	4:49.127	199.6	15:27.484
5	2	3:18.646	1:14.670	1:00.243	1:03.733	93.3	18:46.130
6	2	2:59.681	1:00.657	57.746	1:01.278	168.0	21:45.811
7	2	3:18.365	1:01.509	1:03.059	1:13.797	182.1	25:04.176
8	2	3:45.937	1:10.719	1:01.935	1:33.283	94.8	28:50.113
9	2	6:00.493 B	1:05.810	1:05.227	3:49.456	128.1	34:50.606
10	2	3:11.042	1:15.385	55.056	1:00.601	80.1	38:01.648
11	2	2:56.481	59.382	56.276	1:00.823	183.1	40:58.129

**77** Porsche 911 2.0L  
1.Seb PEREZ  
2.George GAMBLE  
ELI-

1	1	3:32.300	1:40.741	54.739	56.820	88.2	3:32.300
2	1	2:38.005	53.690	50.694	53.621	197.4	6:10.305
3	1	2:39.192	53.673	50.660	54.859	198.9	8:49.497

**82** Porsche 911 2.0L  
1.Uwe KOLB  
2.Patrick KOLB  
GTL

1	1	4:04.142	1:55.971	1:02.412	1:05.759	94.6	4:04.142
2	1	3:03.900	1:01.048	59.697	1:03.155	173.1	7:08.042
3	1	3:02.472	1:00.576	59.678	1:02.218	174.2	10:10.514
4	1	2:56.511	59.519	57.268	59.724	179.7	13:07.025
5	1	2:54.595	59.001	57.007	58.587	179.1	16:01.620
6	1	2:52.445	58.335	55.178	58.932	188.2	18:54.065
7	1	5:23.594 B	57.517	54.452	3:31.625	187.8	24:17.659
8	2	4:10.060	1:29.569	1:15.133	1:25.358	74.8	28:27.719
9	2	3:47.138	1:06.623	1:11.351	1:29.164	104.1	32:14.857
10	2	3:35.540	1:23.817	1:12.631	59.092	80.3	35:50.397
11	2	2:38.075	53.898	50.087	54.090	191.5	38:28.472
12	2	2:34.785	52.878	48.482	53.425	192.9	41:03.257

**168** Porsche 911 2.0L  
1.Stan NOVAKOVIC  
GTL

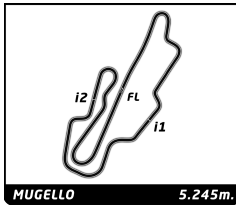
1	1	3:46.481	1:39.026	1:02.474	1:04.981	112.1	3:46.481
2	1	3:00.508	1:02.974	56.879	1:00.655	160.7	6:46.989
3	1	2:52.722	58.739	54.744	59.239	170.9	9:39.711
4	1	2:52.846	58.583	56.044	58.219	159.3	12:32.557
5	1	2:47.859	56.576	53.105	58.178	187.2	15:20.416
6	1	2:47.985	56.947	53.074	57.964	180.3	18:08.401
7	1	2:46.025	57.109	51.960	56.956	175.9	20:54.426
8	1	3:00.449	56.586	51.876	1:11.987	185.2	23:54.875
9	1	3:45.524	1:14.655	1:06.866	1:24.003	86.6	27:40.399
10	1	3:31.481	1:13.984	55.282	1:22.215	84.1	31:11.880
11	1	3:48.137	1:17.868	1:05.891	1:24.378	83.3	35:00.017
12	1	2:50.251	1:01.721	51.671	56.859	143.0	37:50.268
13	1	2:42.231	55.419	49.742	57.070	184.9	40:32.499

**269** Porsche 911 2.0L  
1.Max MORITZ  
2.Vincent KOLB  
GTL

1	2	3:09.741	1:18.962	53.917	56.862	96.5	3:09.741
2	2	2:40.293	55.072	50.908	54.313	195.7	5:50.034
3	2	4:18.963 B	55.139	51.092	2:32.732	196.7	10:08.997
4	1	3:01.114	1:10.798	53.266	57.050	115.1	13:10.111
5	1	2:48.108	56.578	55.076	56.454	196.0	15:58.219
6	1	2:43.170	55.501	51.340	56.329	188.8	18:41.389
7	1	2:40.453	55.088	50.763	54.602	197.1	21:21.842
8	1	4:50.677 B	56.479	54.240	2:59.958	197.1	26:12.519
9	1	3:48.359	1:25.877	1:11.044	1:11.438	73.9	30:00.878
10	1	4:06.182	1:23.351	1:13.545	1:29.286	82.6	34:07.060
11	1	3:06.268	1:16.597	54.155	55.516	80.0	37:13.328
12	1	2:37.997	54.029	49.756	54.212	196.7	39:51.325
13	1	2:35.924	53.468	48.735	53.721	197.4	42:27.249



# 2.0L CUP



## 2.0L CUP MUGELLO CLASSIC PRIVATE PRACTICE

### Sector Analysis

■ Personal Best ■ Session Best B Crossing the finish line in pit lane

Lap	D	Time	Sector 1	Sector 2	Sector 3	T. Spd	Elapsed	Lap	D	Time	Sector 1	Sector 2	Sector 3	T. Spd	Elapsed
-----	---	------	----------	----------	----------	--------	---------	-----	---	------	----------	----------	----------	--------	---------

411 Porsche 911 2.0L 1. Lukas BUCHER 2. David VERZIJLBERGEN GTL-ELI							
1	2	3:35.866	1:43.273	55.718	56.875	97.4	3:35.866
2	2	2:37.549	53.978	49.674	53.897	201.9	6:13.415
3	2	<b>2:36.602</b>	53.738	<b>49.245</b>	<b>53.619</b>	201.9	8:50.017
4	2	4:47.432 B	55.822	51.467	3:00.143	201.9	13:37.449
5	1	2:56.713	1:08.863	51.726	56.124	100.7	16:34.162
6	1	2:42.004	54.322	52.620	55.062	185.9	19:16.166
7	1	2:40.825	54.858	50.772	55.195	200.4	21:56.991
8	1	9:28.921	7:11.361	56.411	1:21.149	200.7	31:25.912
9	1	3:54.246	1:18.738	1:10.902	1:24.606	74.0	35:20.158
10	1	2:43.476	55.680	52.603	55.193	188.5	38:03.634
11	1	2:39.906	<b>53.660</b>	51.234	55.012	197.4	40:43.540

10	1	2:51.940	1:04.432	50.844	56.664	126.9	38:19.314
11	1	2:41.682	55.467	50.508	55.707	191.5	41:00.996

650 Porsche 911 2.0L 1. Jussi ITAVUORI 2. Risto VIRTANEN GTL							
1	2	3:35.230	1:40.282	57.044	57.904	90.8	3:35.230
2	2	2:44.647	56.761	52.879	55.007	197.8	6:19.877
3	2	2:42.872	55.160	52.435	55.277	196.7	9:02.749
4	2	2:41.448	54.796	51.918	<b>54.734</b>	198.9	11:44.197
5	2	<b>2:40.624</b>	54.451	<b>51.257</b>	54.916	199.3	14:24.821
6	2	2:41.324	54.676	51.774	54.874	199.6	17:06.145
7	2	5:17.035 B	<b>54.357</b>	51.490	3:31.188	200.4	22:23.180
8	1	3:54.956	1:24.865	1:10.254	1:19.837	71.0	26:18.136
9	1	3:48.891	1:23.964	1:10.693	1:14.234	78.9	30:07.027
10	1	4:01.708	1:25.318	1:09.223	1:27.167	78.8	34:08.735
11	1	3:25.648	1:19.626	1:00.498	1:05.524	74.0	37:34.383
12	1	3:03.412	59.772	59.767	1:03.873	182.4	40:37.795

757 Porsche 911 2.0L 1. Jürgen RUDOLPH 2. Heiko HAMMEL GTL-ELI							
1	2	3:28.502	1:39.203	52.287	57.012	95.7	3:28.502
2	2	2:45.881	55.306	54.108	56.467	197.8	6:14.383
3	2	2:43.131	57.458	51.068	54.605	186.5	8:57.514
4	2	2:39.704	55.546	49.890	54.268	199.3	11:37.218
5	2	2:40.969	55.115	51.925	53.929	200.0	14:18.187
6	2	2:38.354	55.165	49.596	<b>53.593</b>	199.3	16:56.541
7	2	4:18.796 B	53.846	<b>49.061</b>	2:35.889	200.0	21:15.337
8	1	3:19.666	1:06.428	53.230	1:20.008	119.2	24:35.003
9	1	4:05.693	1:17.410	1:13.419	1:34.864	87.2	28:40.696
10	1	3:39.245	56.910	1:11.008	1:31.327	165.9	32:19.941
11	1	3:33.103	1:20.515	1:14.348	58.240	85.3	35:53.044
12	1	2:59.869	1:13.426	51.994	54.449	200.7	38:52.913
13	1	<b>2:37.425</b>	<b>53.455</b>	50.365	53.605	199.6	41:30.338

777 Porsche 911 2.0L 1. Guy ZISER 2. Oli WEBB GTL-ELI							
1	2	3:33.129	1:44.878	53.528	54.723	111.1	3:33.129
2	2	2:38.645	54.334	49.882	54.429	195.3	6:11.774
3	2	2:36.945	54.071	49.367	53.507	196.4	8:48.719
4	2	2:35.434	53.550	<b>47.984</b>	53.900	196.4	11:24.153
5	2	<b>2:34.435</b>	<b>52.840</b>	48.446	<b>53.149</b>	195.3	13:58.588
6	2	5:43.661 B	56.265	48.032	3:59.364	194.6	19:42.249
7	1	3:04.663	1:14.925	52.705	57.033	78.9	22:46.912
8	1	6:18.217 B	1:04.854	1:07.731	4:05.632	154.3	29:05.129
9	1	6:22.245 B	1:10.193	1:02.496	4:09.556	127.2	35:27.374