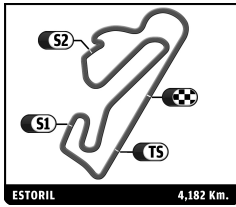


IBERIAN HISTORIC ENDURANCE  
ESTORIL CLASSICS  
RACE

Sector Analysis

Personal Best Session Best B Crossing the finish line in pit lane

Lap	D	Time	Sector 1	Sector 2	Sector 3	T. Spd	Elapsed	Lap	D	Time	Sector 1	Sector 2	Sector 3	T. Spd	Elapsed			
<b>4</b>	<b>Jaguar E Type</b> 1.Christophe SCHWARTZ 2.Lisa SCHWARTZ							1965	15	1	3:38.582	58.133	1:54.470	45.979	51.0	41:40.994		
	16	1	2:22.253	30.552	1:08.764	<b>42.937</b>	162.8		44:03.247									
	1	1	2:33.277	42.730	1:09.016	41.531			2:33.277									
	2	1	2:11.476	26.224	1:04.946	40.306	184.5		4:44.753									
	3	1	<b>2:10.961</b>	26.545	<b>1:03.881</b>	40.535	179.7		6:55.714									
	4	1	2:11.004	<b>25.634</b>	1:04.507	40.863	197.0		9:06.718									
	5	1	2:13.069	27.037	1:04.544	41.488	177.7		11:19.787									
	6	1	2:29.198	30.322	1:09.249	49.627	152.0		13:48.985									
	7	1	3:37.170	55.489	1:54.441	47.240	65.5		17:26.155									
	8	1	2:12.134	27.838	1:04.184	40.112	174.6		19:38.289									
	9	1	2:16.500	27.951	1:06.436	42.113	158.6		21:54.789									
	10	1	2:18.671	28.166	1:07.804	42.701	167.2		24:13.460									
	11	1	2:27.953	<b>B</b>	27.205	1:06.186	54.562		163.5	26:41.413								
	12	1	3:40.850	1:55.564	1:04.553	40.733			30:22.263									
	13	1	2:13.837	27.930	1:04.340	41.567	178.5		32:36.100									
	14	1	2:17.923	27.809	1:06.933	43.181	176.0		34:54.023									
	15	1	2:30.880	27.040	1:06.942	56.898	179.7		37:24.903									
	16	1	2:22.979	29.296	1:08.447	45.236	151.4		39:47.882									
	17	1	2:20.837	32.135	1:08.729	<b>39.973</b>	134.0		42:08.719									
18	1	2:13.566	26.594	1:05.918	41.054	184.2	44:22.285											
<b>8</b>	<b>Porsche 911 SWB</b> 1.Carlos BELTRAN 2.Pablo TARRERO							GDS	18	1	2:10.044	26.573	1:03.878	39.593	193.9	44:15.504		
	1	1	2:41.909	46.880	<b>1:10.773</b>	44.256			2:41.909									
	2	1	2:26.608	30.117	1:11.898	44.593	150.4		5:08.517									
	3	1	2:28.213	30.263	1:12.488	45.462	161.6		7:36.730									
	4	1	2:25.690	29.662	1:11.377	44.651	158.6		10:02.420									
	5	1	3:13.930	29.548	1:11.649	1:32.733	153.3		13:16.350									
	6	1	3:52.150	1:03.518	1:52.768	55.864	54.1		17:08.500									
	7	1	2:28.320	31.371	1:13.005	<b>43.944</b>	163.2		19:36.820									
	8	1	2:26.866	30.250	1:12.300	44.316	158.1		22:03.686									
	9	1	<b>2:25.664</b>	<b>29.493</b>	1:12.003	44.168	165.2		24:29.350									
	10	1	2:42.639	<b>B</b>	29.611	1:11.029	1:01.999		163.2	27:11.989								
	11	1	4:16.031	2:16.682	1:12.946	46.403			31:28.020									
	12	1	2:28.859	30.134	1:13.007	45.718	158.8		33:56.879									
	13	1	2:36.725	32.741	1:16.161	47.823	148.7		36:33.604									
	14	1	2:40.111	36.397	1:16.381	47.333	105.0		39:13.715									
	15	1	2:51.489	32.019	1:32.942	46.528	130.8		42:05.204									
	16	1	2:29.035	29.586	1:13.137	46.312	158.8		44:34.239									
<b>23</b>	<b>Porsche 911 SWB</b> 1.Vincent TOURNEUR							GDS	19	1	2:01.626	25.146	59.242	<b>37.238</b>	212.1	43:31.393		
	1	1	2:40.668	45.904	1:11.276	43.488			2:40.668									
	2	1	2:21.825	28.373	1:09.649	43.803	175.2		5:02.493									
	3	1	2:24.549	29.322	1:11.079	44.148	164.0		7:27.042									
	4	1	2:22.732	29.242	1:09.198	44.292	156.8		9:49.774									
	5	1	3:19.211	28.923	1:11.748	1:38.540	175.4		13:08.985									
	6	1	3:53.663	1:05.025	1:52.185	56.453	50.3		17:02.648									
	7	1	2:23.063	29.439	1:09.832	43.792	179.4		19:25.711									
	8	1	2:23.791	29.609	1:10.716	43.466	169.5		21:49.502									
	9	1	<b>2:20.158</b>	28.618	<b>1:08.065</b>	43.475	165.4		24:09.660									
	10	1	2:22.360	28.402	1:10.001	43.957	182.7		26:32.020									
	11	1	2:37.396	<b>B</b>	29.866	1:10.170	57.360		157.7	29:09.416								
	12	1	3:56.459	2:02.225	1:10.424	43.810			33:05.875									
	13	1	2:22.082	29.106	1:09.527	43.449	186.1		35:27.957									
	14	1	2:34.455	<b>28.145</b>	1:10.362	55.948	190.6		38:02.412									
	<b>26</b>	<b>Lotus Elan 26R</b> 1.Robin ELLIS 2.Julian THOMAS							1965	20	1	2:05.565	25.415	<b>1:01.281</b>	38.869	197.7	30:04.701	
		1	1	2:16.971	33.894	1:03.501	39.576				2:16.971							
2		1	2:07.642	25.155	1:02.404	40.083	207.0	4:24.613										
3		1	2:08.419	26.347	1:02.839	39.233	189.9	6:33.032										
4		1	2:07.389	25.591	1:01.943	39.855	191.2	8:40.421										
5		1	2:06.662	25.096	1:01.938	39.628	198.4	10:47.083										
6		1	2:43.981	27.676	1:10.034	1:06.271	179.7	13:31.064										
7		1	3:46.879	58.661	1:54.257	53.961	49.8	17:17.943										
8		1	2:09.971	27.085	1:02.807	40.079	179.1	19:27.914										
9		1	2:07.497	25.768	1:01.915	39.814	187.3	21:35.411										
10		1	2:15.282	<b>B</b>	25.606	1:03.442	46.234	202.8		23:50.693								
11		1	4:08.443	2:27.100	1:01.410	39.933		27:59.136										
12		1	2:05.565	25.415	<b>1:01.281</b>	38.869	197.7	30:04.701										
13		1	<b>2:04.744</b>	24.697	1:01.308	<b>38.739</b>	195.3	32:09.445										
14		1	2:11.356	<b>24.599</b>	1:04.689	42.068	208.9	34:20.801										
15		1	2:16.981	26.635	1:04.117	46.229	198.8	36:37.782										
16		1	2:37.017	34.073	1:15.954	46.990	123.2	39:14.799										
17		1	2:50.661	32.435	1:32.646	45.580	130.3	42:05.460										
18	1	2:10.044	26.573	1:03.878	39.593	193.9	44:15.504											
<b>27</b>	<b>Lotus Elan 26R</b> 1.Carlos BARBOT 2.Pedro MATOS							1965	21	1	2:01.626	25.146	59.242	<b>37.238</b>	212.1	43:31.393		
	1	1	2:10.843	30.551	1:00.855	39.437			2:10.843									
	2	1	2:06.467	24.712	1:02.777	38.978	193.9		4:17.310									
	3	1	2:05.467	25.314	1:01.333	38.820	176.5		6:22.777									
	4	1	2:03.901	24.669	1:00.910	38.322	195.6		8:26.678									
	5	1	2:04.197	24.493	1:00.775	38.929	201.3		10:30.875									
	6	1	2:50.897	24.562	1:03.634	1:22.701	207.0		13:21.772									
	7	1	3:48.926	1:01.523	1:53.374	54.029	45.5		17:10.698									
	8	1	2:07.755	27.350	1:01.595	38.810	198.8		19:18.453									
	9	1	2:16.793	<b>B</b>	26.095	1:01.759	48.939		187.6	21:35.246								
	10	1	3:23.992	1:47.148	59.267	37.577			24:59.238									
	11	1	2:01.234	23.941	<b>58.787</b>	38.506	204.3		27:00.472									
	12	1	<b>2:00.591</b>	24.028	59.102	37.461	202.8		29:01.063									
	13	1	2:01.037	24.335	59.203	37.499	207.0		31:02.100									
	14	1	2:01.511	<b>23.908</b>	59.401	38.202	209.3		33:03.611									
15	1	2:05.742	24.805	1:00.081	40.856	201.7	35:09.353											
<b>31</b>	<b>Alfa Romeo GTA Corsa</b> 1.Christian OLDENDORFF							1971	22	1	2:01.626	25.146	59.242	<b>37.238</b>	212.1	43:31.393		
	1	1	2:26.438	38.113	1:05.681	42.644			2:26.438									
	2	1	2:10.315	25.916	1:03.584	40.815	198.1		4:36.753									
	3	1	2:10.213	25.798	1:04.150	40.265	199.5		6:46.966									
	4	1	2:08.205	26.151	1:02.321	39.733	206.2		8:55.171									
	5	1	<b>2:06.979</b>	25.348	<b>1:02.151</b>	39.480	200.6		11:02.150									
	6	1	2:39.916	27.019	1:08.729	1:04.168	197.0		13:42.066									
	7	1	3:39.258	56.470	1:54.036	48.752	67.0		17:21.324									
	8	1	2:09.602	26.695	1:03.041	39.866	192.5		19:30.926									
	9	1	2:07.885	25.750	1:02.852	<b>39.283</b>	200.6		21:38.811									
10	1	2:14.988	<b>B</b>	<b>25.248</b>	1:02.857	46.883	190.9	23:53.799										



IBERIAN HISTORIC ENDURANCE  
ESTORIL CLASSICS  
RACE

Sector Analysis

Personal Best Session Best B Crossing the finish line in pit lane

Lap	D	Time	Sector 1	Sector 2	Sector 3	T. Spd	Elapsed	Lap	D	Time	Sector 1	Sector 2	Sector 3	T. Spd	Elapsed
11	1	3:42.820	1:58.915	1:03.773	40.132		27:36.619	7	1	3:49.689	1:03.735	1:52.617	53.337	55.0	17:05.052
12	1	2:10.149	27.295	1:02.175	40.679	201.3	29:46.768	8	1	2:01.870	25.616	58.867	37.387	202.4	19:06.922
13	1	2:07.249	25.466	1:02.207	39.576	200.9	31:54.017	9	1	2:01.530	24.204	59.689	37.637	207.0	21:08.452
14	1	2:08.125	25.354	1:02.936	39.835	203.5	34:02.142	10	1	2:11.089 B	24.515	59.712	46.862	193.9	23:19.541
15	1	2:24.323	27.688	1:08.458	48.177	201.3	36:26.465	11	1	3:43.880	1:55.546	1:05.661	42.673		27:03.421
16	1	2:39.240	35.613	1:14.309	49.318	123.2	39:05.705	12	1	2:10.116	26.521	1:03.548	40.047	184.8	29:13.537
17	1	2:48.260	30.540	1:31.595	46.125	133.5	41:53.965	13	1	2:10.439	26.860	1:02.325	41.254	173.2	31:23.976
18	1	2:10.837	27.299	1:04.145	39.393	198.4	44:04.802	14	1	2:05.748	25.858	1:00.886	39.004	186.4	33:29.724

**34** Ford Escort RS 2000  
1. Carlos M. SANTOS  
2. Carlos A. SANTOS  
1976

1	1	2:33.825	43.869	1:07.475	42.481		2:33.825
2	1	<b>2:14.031</b>	<b>27.550</b>	1:05.767	<b>40.714</b>	169.5	4:47.856
3	1	2:15.216	27.985	1:05.428	41.803	164.0	7:03.072
4	1	2:17.012	27.732	1:05.908	43.372	168.7	9:20.084
5	1	2:16.190	28.311	1:05.668	42.211	166.4	11:36.274
6	1	2:19.879	29.598	1:07.054	43.227	130.2	13:56.153
7	1	3:33.986	53.813	1:52.970	47.203	55.1	17:30.139
8	1	2:15.685	28.163	1:06.144	41.378	165.4	19:45.824
9	1	2:15.784	27.850	1:06.476	41.458	165.4	22:01.608
10	1	2:14.542	27.775	1:05.035	41.732	163.5	24:16.150
11	1	2:14.616	28.202	<b>1:04.919</b>	41.495	168.2	26:30.766
12	1	2:24.088 B	28.201	1:05.266	50.621	157.9	28:54.854
13	1	4:16.350	2:22.770	1:10.044	43.536		33:11.204
14	1	2:26.935	30.909	1:10.733	45.293	147.2	35:38.139
15	1	2:35.841	29.438	1:15.347	51.056	152.0	38:13.980
16	1	3:36.253	51.099	1:57.405	47.749	56.1	41:50.233
17	1	2:25.125	30.788	1:10.055	44.282	153.1	44:15.358

**41** Porsche 911 2.3 ST  
1. Manuel FERRÃO  
2. Tiago MARQUES  
1971

1	1	2:27.263	39.352	1:05.763	42.148		2:27.263
2	1	2:10.979	26.324	1:04.007	40.648	178.3	4:38.242
3	1	2:11.666	27.061	1:03.901	40.704	181.5	6:49.908
4	1	2:09.305	<b>25.920</b>	<b>1:02.814</b>	40.571	186.7	8:59.213
5	1	2:10.071	27.581	1:02.871	39.619	196.7	11:09.284
6	1	2:38.807	29.629	1:07.838	1:01.340	150.4	13:48.091
7	1	3:38.029	55.357	1:54.061	48.611	59.7	17:26.120
8	1	2:11.475	26.560	1:03.434	41.481	180.6	19:37.595
9	1	2:11.812	26.845	1:03.886	41.081	177.1	21:49.407
10	1	<b>2:08.417</b>	25.955	1:02.983	<b>39.479</b>	179.7	23:57.824
11	1	2:21.910 B	26.065	1:02.993	52.852	186.4	26:19.734
12	1	3:57.935	2:07.042	1:08.452	42.441		30:17.669
13	1	2:18.844	28.367	1:08.196	42.281	143.5	32:36.513
14	1	2:20.948	29.273	1:09.129	42.546	147.2	34:57.461
15	1	2:54.714	27.138	1:07.080	1:20.496	159.0	37:52.175
16	1	3:36.141	1:00.608	1:52.233	43.300	56.6	41:28.316
17	1	2:16.697	27.925	1:05.852	42.920	180.6	43:45.013

**47** Porsche 911 3.0 RS  
1. Annette ROLNER  
2. Pierre-Alain THIBAUT  
1976

1	1	2:07.511	31.099	59.069	<b>37.343</b>		2:07.511
2	1	<b>2:00.647</b>	24.061	<b>58.376</b>	38.210	213.8	4:08.158
3	1	2:01.292	<b>23.994</b>	59.662	37.636	204.3	6:09.450
4	1	2:01.494	24.138	59.665	37.691	201.7	8:10.944
5	1	2:01.512	24.165	59.415	37.932	203.2	10:12.456
6	1	3:02.907	24.174	1:03.384	1:35.349	208.9	13:15.363

**48** Ford Escort RS 1600  
1. Miguel FERREIRA  
2. Francisco CARVALHO  
1971

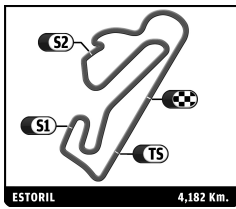
1	1	2:11.219	32.472	<b>1:00.267</b>	<b>38.480</b>		2:11.219
2	1	<b>2:04.905</b>	25.010	1:01.013	38.882	192.9	4:16.124
3	1	2:06.197	25.480	1:01.932	38.785	177.7	6:22.321
4	1	2:06.260	<b>24.823</b>	1:02.492	38.945	197.7	8:28.581
5	1	2:06.742	25.264	1:02.015	39.463	182.1	10:35.323

**49** Lotus Elan  
1. Joaquim SOARES  
1971

1	1	2:17.303	34.348	1:03.579	39.376		2:17.303
2	1	2:07.606	25.220	1:02.407	39.979	203.9	4:24.909
3	1	2:06.749	25.297	1:02.535	<b>38.917</b>	200.2	6:31.658
4	1	<b>2:05.135</b>	<b>24.804</b>	1:01.366	38.965	201.7	8:36.793
5	1	2:06.562	25.171	1:02.108	39.283	197.0	10:43.355
6	1	2:45.993	26.874	1:12.941	1:06.178	165.2	13:29.348
7	1	3:48.383	58.996	1:54.052	55.335	53.9	17:17.731
8	1	2:09.086	26.846	1:02.315	39.925	192.9	19:26.817
9	1	2:06.326	25.108	1:01.576	39.642	190.9	21:33.143
10	1	2:05.835	25.360	<b>1:01.245</b>	39.230	191.5	23:38.978
11	1	2:07.589	25.212	1:01.935	40.442	199.9	25:46.567
12	1	2:21.922 B	26.698	1:03.389	51.835	173.5	28:08.489
13	1	3:50.735	2:09.974	1:01.818	38.943		31:59.224
14	1	2:08.907	26.050	1:02.312	40.545	179.1	34:08.131
15	1	2:20.000	25.903	1:06.872	47.225	195.6	36:28.131
16	1	2:37.999	34.303	1:14.570	49.126	131.6	39:06.130
17	1	2:48.118	30.789	1:31.465	45.864	136.4	41:54.248
18	1	2:08.797	26.891	1:02.661	39.245	183.6	44:03.045

**50** Alfa Romeo Giulio Ti Super  
1. Rui BEVILACQUA  
2. António MAGALHÃES  
GDS

1	1	2:44.758	48.110	1:10.020	46.628		2:44.758
2	1	2:24.049	29.309	1:10.797	43.943	159.3	5:08.807
3	1	2:20.993	28.756	1:08.146	44.091	177.4	7:29.800
4	1	<b>2:20.629</b>	28.744	1:08.296	43.589	173.0	9:50.429
5	1	3:20.509	28.800	1:12.660	1:39.049	169.0	13:10.938
6	1	3:53.448	1:04.880	1:52.051	56.517	51.4	17:04.386
7	1	2:24.376	29.073	1:09.518	45.785	160.6	19:28.762
8	1	2:22.660	29.701	<b>1:08.143</b>	44.816	169.5	21:51.422
9	1	2:32.982 B	<b>28.386</b>	1:09.110	55.486	172.4	24:24.404
10	1	4:33.215	2:38.534	1:10.315	44.366		28:57.619
11	1	2:21.573	29.439	1:08.730	<b>43.404</b>	173.2	31:19.192
12	1	2:22.319	29.108	1:09.564	43.647	176.3	33:41.511
13	1	2:22.351	28.543	1:08.949	44.859	177.7	36:03.862

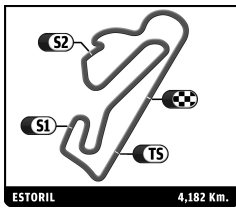


IBERIAN HISTORIC ENDURANCE  
ESTORIL CLASSICS  
RACE

Sector Analysis

Personal Best Session Best B Crossing the finish line in pit lane

Lap	D	Time	Sector 1	Sector 2	Sector 3	T. Spd	Elapsed	Lap	D	Time	Sector 1	Sector 2	Sector 3	T. Spd	Elapsed
14	1	2:31.466	29.409	1:11.804	50.253	171.6	38:35.328	10	1	2:39.828	32.905	1:17.077	49.846	126.5	27:58.050
15	1	3:16.124	33.926	1:56.887	45.311	147.0	41:51.452	11	1	2:37.869	32.625	1:16.244	49.000	129.3	30:35.919
16	1	2:24.757	29.600	1:11.566	43.591	175.7	44:16.209	12	1	2:56.221 B	32.992	1:20.575	1:02.654	123.8	33:32.140
<b>51</b> Alfa Romeo GTAm 1. Jorge SANTOS 2. Alcides PETIZ 1971								<b>61</b> Porsche 911 3.0 RS 1. Lars ROLNER 2. Patrick SIMON 1976							
1	1	2:23.672	38.506	1:04.668	40.498		2:23.672	1	1	2:03.362	28.698	58.130	<b>36.534</b>		2:03.362
2	1	2:09.090	26.622	1:02.937	<b>39.531</b>	188.9	4:32.762	2	1	1:58.706	23.568	57.970	37.168	215.0	4:02.068
3	1	2:08.889	26.041	1:02.961	39.887	180.6	6:41.651	3	1	1:59.129	23.779	58.493	36.857	210.9	6:01.197
4	1	<b>2:07.788</b>	<b>25.583</b>	<b>1:02.565</b>	39.640	188.3	8:49.439	4	1	1:58.429	23.483	58.310	36.636	216.7	7:59.626
5	1	2:09.358	25.869	1:03.644	39.845	186.4	10:58.797	5	1	1:59.575	24.108	58.006	37.461	195.3	9:59.201
6	1	2:42.006	28.428	1:08.811	1:04.767	184.2	13:40.803	6	1	3:08.713	24.143	1:03.365	1:41.205	207.7	13:07.914
7	1	3:39.964	57.066	1:53.590	49.308	64.9	17:20.767	7	1	3:48.982	1:05.084	1:52.254	51.644	49.8	16:56.896
8	1	2:10.331	27.077	1:02.882	40.372	174.0	19:31.098	8	1	<b>1:58.118</b>	23.672	<b>57.736</b>	36.710	218.0	18:55.014
9	1	2:14.465 B	26.047	1:03.051	45.367	189.2	21:45.563	9	1	2:11.976 B	24.010	1:00.163	47.803	207.4	21:06.990
10	1	3:31.969	1:47.374	1:04.640	39.955		25:17.532	10	1	3:45.378	2:07.402	1:00.056	37.920		24:52.368
11	1	2:11.463	26.792	1:04.720	39.951	176.8	27:28.995	11	1	2:03.187	24.900	1:00.289	37.998	193.9	26:55.555
12	1	2:12.122	27.027	1:04.684	40.411	176.8	29:41.117	12	1	2:01.036	24.697	58.089	38.250	200.2	28:56.591
13	1	2:10.798	26.567	1:04.546	39.685	180.9	31:51.915	13	1	1:59.540	<b>23.325</b>	57.936	38.279	222.8	30:56.131
14	1	2:13.056	26.918	1:05.857	40.281	179.1	34:04.971	14	1	2:01.285	23.875	59.281	38.129	212.9	32:57.416
15	1	2:24.580	26.999	1:09.945	47.636	177.7	36:29.551	15	1	2:03.126	24.319	1:00.249	38.558	218.4	35:00.542
16	1	2:37.731	34.211	1:14.744	48.776	115.4	39:07.282	16	1	2:50.356	25.952	1:03.760	1:20.644	218.4	37:50.898
17	1	2:47.838	32.521	1:30.111	45.206	125.7	41:55.120	17	1	3:34.676	1:00.521	1:52.500	41.655	57.5	41:25.574
18	1	2:12.808	27.852	1:05.116	39.840	179.4	44:07.928	18	1	1:59.306	23.848	58.410	37.048	218.9	43:24.880
<b>52</b> Jaguar E Type 1. Rhea SAUTTER 2. Andrew NEWALL 1965								<b>75</b> Porsche 911 3.0 RS 1. Carlos BRIZIDO 2. Joao PINA CARDOSO 1976							
1	1	2:05.822	29.440	<b>58.622</b>	<b>37.760</b>		2:05.822	1	1	2:18.850	35.148	1:03.656	40.046		2:18.850
2	1	2:01.866	24.089	59.168	38.609	198.4	4:07.688	2	1	2:08.242	25.958	1:02.381	39.903	189.6	4:27.092
3	1	<b>2:01.275</b>	23.976	59.256	38.043	210.9	6:08.963	3	1	2:07.879	26.078	1:02.599	39.202	183.3	6:34.971
4	1	2:01.468	24.070	59.467	37.931	203.2	8:10.431	4	1	<b>2:06.765</b>	25.514	<b>1:02.231</b>	<b>39.202</b>	199.1	8:41.736
5	1	2:01.618	24.194	59.420	38.004	196.7	10:12.049	5	1	2:21.984 B	<b>25.364</b>	1:03.406	53.214	198.1	11:03.720
6	1	3:02.161	23.997	1:02.205	1:35.959	215.0	13:14.210	6	1	3:58.736 B	1:44.957	1:18.362	55.417		15:02.456
7	1	3:50.635	1:03.951	1:52.560	54.124	52.4	17:04.845	7	1	3:33.176 B	1:36.674	1:03.472	53.030		18:35.632
8	1	2:01.845	24.912	59.052	37.881	208.9	19:06.690	<b>80</b> Porsche 911 3.0 RS 1. Fernando SOARES 1976							
9	1	2:01.467	24.130	59.383	37.954	207.4	21:08.157	1	1	2:18.115	35.338	1:02.852	39.925		2:18.115
10	1	2:01.558	<b>23.874</b>	59.593	38.091	203.5	23:09.715	2	1	2:06.825	24.895	1:02.269	39.661	198.4	4:24.940
11	1	2:02.162	24.262	59.454	38.446	191.5	25:11.877	3	1	2:05.186	25.491	1:01.239	38.456	198.1	6:30.126
12	1	2:07.219 B	24.227	59.810	43.182	195.3	27:19.096	4	1	<b>2:03.585</b>	<b>24.536</b>	1:00.742	38.307	196.3	8:33.711
13	1	3:37.141	1:51.186	1:05.972	39.983		30:56.237	5	1	2:03.678	24.765	1:00.668	<b>38.245</b>	200.9	10:37.389
14	1	2:11.760	26.642	1:05.684	39.434	181.8	33:07.997	6	1	2:46.675	25.652	1:02.972	1:18.051	186.4	13:24.064
15	1	2:13.303	27.630	1:05.621	40.052	171.1	35:21.300	7	1	3:47.145	1:00.908	1:53.839	52.398	41.5	17:11.209
16	1	2:38.632	26.379	1:15.853	56.400	187.6	37:59.932	8	1	2:07.664	27.425	1:01.487	38.752	190.6	19:18.873
17	1	3:39.847	58.298	1:53.757	47.792	52.7	41:39.779	9	1	2:07.493	25.984	1:01.610	39.899	189.9	21:26.366
18	1	2:15.016	28.136	1:07.280	39.600	188.3	43:54.795	10	1	2:05.322	25.540	1:00.677	39.105	196.7	23:31.688
<b>57</b> Ford Mustang 1. Bart UITERWAAL 1965								<b>80</b> Porsche 911 3.0 RS 1. Fernando SOARES 1976							
1	1	2:50.048	50.939	<b>1:12.209</b>	<b>46.900</b>		2:50.048	11	1	2:11.442 B	24.880	<b>1:00.325</b>	46.237	194.9	25:43.130
2	1	2:33.614	32.773	1:13.278	47.563	129.4	5:23.662	12	1	3:43.648	2:04.249	1:00.720	38.679		29:26.778
3	1	<b>2:32.826</b>	31.937	1:13.674	47.215	134.9	7:56.488	13	1	2:03.829	24.838	1:00.351	38.640	200.2	31:30.607
4	1	2:35.719	<b>31.832</b>	1:14.176	49.711	128.4	10:32.207	14	1	2:04.844	24.753	1:00.953	39.138	204.7	33:35.451
5	1	2:56.136	34.234	1:15.733	1:06.169	132.2	13:28.343	15	1	2:03.767	24.828	1:00.411	38.528	202.0	35:39.218
6	1	3:49.077	59.061	1:54.168	55.848	49.9	17:17.420	16	1	2:26.192	25.217	1:04.267	56.708	196.3	38:05.410
7	1	2:41.970	33.564	1:18.562	49.844	128.4	19:59.390	17	1	3:36.554	57.909	1:56.497	42.148	52.3	41:41.964
8	1	2:41.277	34.239	1:19.118	47.920	117.7	22:40.667								
9	1	2:37.555	33.246	1:14.926	49.383	131.7	25:18.222								



IBERIAN HISTORIC ENDURANCE  
ESTORIL CLASSICS  
RACE

Sector Analysis

Personal Best Session Best B Crossing the finish line in pit lane

Lap	D	Time	Sector 1	Sector 2	Sector 3	T. Spd	Elapsed	Lap	D	Time	Sector 1	Sector 2	Sector 3	T. Spd	Elapsed	
18	1	2:09.704	27.843	1:03.314	38.547	170.3	43:51.668	3	1	2:04.491	24.879	1:01.064	38.548	193.9	6:23.695	
<b>81</b>	<b>Ford Escort</b> 1. Mario SILVA 2. Carlos TAVARES 1971							4	1	2:05.330	25.064	1:01.402	38.864	189.6	8:29.025	
1	1	2:22.865	37.028	1:05.418	40.419		2:22.865	5	1	2:05.145	25.352	1:00.986	38.807	199.9	10:34.170	
2	1	2:11.743	27.111	1:04.870	39.762	187.0	4:34.608	6	1	2:48.669	26.619	1:02.107	1:19.943	173.8	13:22.839	
3	1	2:10.934	27.310	1:03.848	39.776	193.2	6:45.542	7	1	3:48.190	1:01.179	1:53.662	53.349	47.8	17:11.029	
4	1	2:12.321	27.515	1:05.239	<b>39.567</b>	200.6	8:57.863	8	1	2:07.003	26.838	1:01.204	38.961	205.4	19:18.032	
5	1	<b>2:09.560</b>	<b>26.287</b>	<b>1:03.505</b>	39.768	198.1	11:07.423	9	1	2:04.655	25.275	1:00.650	38.730	197.4	21:22.687	
6	1	2:38.619	29.434	1:08.061	1:01.124	168.5	13:46.042	10	1	<b>2:03.814</b>	24.817	<b>1:00.130</b>	38.867	212.5	23:26.501	
7	1	3:38.957	55.871	1:53.508	49.578	68.5	17:24.999	11	1	2:04.329	25.369	1:00.170	38.790	198.4	25:30.830	
<b>83</b>	<b>Porsche 911 3.0 RS</b> 1. Bruno DUARTE 2. Filipe S. JESUS 1976							12	1	2:16.094	<b>B</b>	24.776	1:01.195	50.123	218.0	27:46.924
1	1	2:11.490	33.287	1:00.155	38.048		2:11.490	13	1	3:39.191	1:59.272	1:01.085	38.834		31:26.115	
2	1	2:04.426	25.362	1:00.975	38.089	200.2	4:15.916	14	1	2:04.610	<b>24.750</b>	1:01.009	38.851	195.3	33:30.725	
3	1	2:02.363	24.492	1:00.040	<b>37.831</b>	203.9	6:18.279	15	1	2:06.995	25.697	1:01.788	39.510	200.6	35:37.720	
4	1	2:03.727	24.879	1:00.162	38.686	195.3	8:22.006	16	1	2:26.749	25.700	1:04.517	56.532	216.3	38:04.469	
5	1	2:05.348	25.124	1:01.158	39.066	203.9	10:27.354	17	1	3:36.977	57.975	1:56.305	42.697	47.9	41:41.446	
6	1	2:53.398	25.116	1:05.566	1:22.716	194.9	13:20.752	18	1	2:05.531	26.772	1:00.284	<b>38.475</b>	195.6	43:46.977	
7	1	3:49.828	1:01.880	1:53.415	54.533	49.6	17:10.580	<b>103</b>	<b>BMW 2800 CS</b> 1. Luis S. RIBEIRO 1971							
8	1	2:07.377	26.643	1:01.410	39.324	188.9	19:17.957	1	1	2:20.345	36.496	1:03.565	40.284		2:20.345	
9	1	2:08.562	26.692	1:02.412	39.458	197.0	21:26.519	2	1	2:09.424	25.481	1:04.351	39.592	178.3	4:29.769	
10	1	<b>2:01.828</b>	24.327	<b>59.459</b>	38.042	213.4	23:28.347	3	1	2:10.740	25.403	1:06.007	39.330	175.7	6:40.509	
11	1	2:09.887	<b>B</b>	24.611	59.511	45.765	184.5	25:38.234	4	1	2:06.662	24.999	1:02.096	39.567	200.9	8:47.171
12	1	3:43.505	2:04.852	1:00.429	38.224		29:21.739	5	1	2:06.974	24.905	1:02.680	39.389	189.2	10:54.145	
13	1	2:04.728	24.916	1:01.167	38.645	212.1	31:26.467	6	1	2:43.303	25.405	1:09.305	1:08.593	187.3	13:37.448	
14	1	2:03.307	24.637	1:00.172	38.498	195.6	33:29.774	7	1	3:41.765	57.125	1:54.052	50.588	64.4	17:19.213	
15	1	2:03.136	<b>24.200</b>	1:00.279	38.657	205.4	35:32.910	8	1	2:10.197	27.802	1:02.924	39.471	177.4	19:29.410	
16	1	2:28.296	24.242	1:07.689	56.365	197.0	38:01.206	9	1	2:08.480	26.393	1:02.715	39.372	184.5	21:37.890	
17	1	3:39.265	58.366	1:54.371	46.528	54.8	41:40.471	10	1	2:07.222	25.234	1:02.774	<b>39.214</b>	189.2	23:45.112	
18	1	2:04.393	26.349	1:00.126	37.918	189.6	43:44.864	11	1	<b>2:05.435</b>	<b>24.610</b>	<b>1:01.440</b>	39.385	191.9	25:50.547	
<b>92</b>	<b>Porsche 911 SWB</b> 1. Michel MORA GDS							12	1	2:19.903	<b>B</b>	24.793	1:02.796	52.314	187.0	28:10.450
1	1	2:29.473	40.157	1:05.444	43.872		2:29.473	13	1	3:50.081	2:06.647	1:03.462	39.972		32:00.531	
2	1	2:15.711	27.085	1:06.509	42.117	184.8	4:45.184	<b>105</b>	<b>Ford Escort RS 2000</b> 1. Filipe NOGUEIRA 1976							
3	1	2:16.637	27.708	1:07.183	41.746	181.2	7:01.821	1	1	2:23.373	37.489	1:05.399	40.485		2:23.373	
4	1	2:16.971	27.003	1:06.701	43.267	183.9	9:18.792	2	1	2:08.132	26.237	1:01.455	40.440	188.3	4:31.505	
5	1	2:15.779	27.171	1:05.483	43.125	179.4	11:34.571	3	1	2:07.009	25.401	1:02.259	39.349	190.6	6:38.514	
6	1	2:19.064	28.214	1:07.609	43.241	163.7	13:53.635	4	1	<b>2:06.350</b>	<b>25.161</b>	<b>1:01.262</b>	39.927	198.4	8:44.864	
7	1	3:34.199	53.699	1:53.698	46.802	63.1	17:27.834	5	1	2:08.051	25.274	1:01.763	41.014	198.8	10:52.915	
8	1	<b>2:13.523</b>	<b>26.807</b>	1:05.409	41.307	180.3	19:41.357	6	1	2:43.496	25.537	1:09.797	1:08.162	192.9	13:36.411	
9	1	2:15.779	27.352	1:06.948	41.479	171.1	21:57.136	7	1	3:42.720	57.533	1:53.789	51.398	66.6	17:19.131	
10	1	2:28.186	<b>B</b>	27.193	1:06.798	54.195	184.8	24:25.322	8	1	2:11.401	28.374	1:02.974	40.053	175.2	19:30.532
11	1	3:40.989	1:53.951	1:05.465	41.573		28:06.311	9	1	2:07.897	25.843	1:02.904	<b>39.150</b>	198.4	21:38.429	
12	1	2:15.382	27.306	1:06.125	41.951	198.1	30:21.693	10	1	2:16.955	<b>B</b>	25.336	1:02.846	48.773	196.0	23:55.384
13	1	2:16.122	28.537	<b>1:05.210</b>	42.375	192.2	32:37.815	11	1	3:41.670	1:58.159	1:03.774	39.737		27:37.054	
14	1	2:17.442	28.417	1:08.022	41.003	176.5	34:55.257	12	1	2:10.308	28.848	1:01.778	39.682	208.5	29:47.362	
15	1	2:30.241	27.455	1:06.132	56.654	189.2	37:25.498	13	1	2:09.487	26.181	1:03.319	39.987	193.9	31:56.849	
16	1	2:22.737	29.544	1:08.020	45.173	145.6	39:48.235	14	1	2:07.558	25.247	1:02.169	40.142	202.8	34:04.407	
17	1	2:22.288	31.984	1:09.567	<b>40.737</b>	132.4	42:10.523	15	1	2:24.400	25.843	1:10.053	48.504	199.1	36:28.807	
<b>99</b>	<b>Porsche 911 3.0 RS</b> 1. Mário MEIRELES 1976							16	1	2:37.853	33.979	1:15.007	48.867	118.1	39:06.660	
1	1	2:13.937	33.694	1:01.400	38.843		2:13.937	17	1	2:47.769	31.263	1:31.197	45.309	127.5	41:54.429	
2	1	2:05.267	25.122	1:01.419	38.726	211.7	4:19.204	18	1	2:09.618	26.953	1:02.949	39.716	187.3	44:04.047	
<b>123</b>	<b>Porsche 911 3.0 RS</b> 1. Bruno SANTOS 1976							1	1	2:18.976	36.245	1:03.318	39.413		2:18.976	



IBERIAN HISTORIC ENDURANCE  
ESTORIL CLASSICS  
RACE

Sector Analysis

Personal Best Session Best B Crossing the finish line in pit lane

Lap	D	Time	Sector 1	Sector 2	Sector 3	T. Spd	Elapsed	Lap	D	Time	Sector 1	Sector 2	Sector 3	T. Spd	Elapsed
2	1	2:06.041	24.817	1:01.988	39.236	195.3	4:25.017	7	1	3:50.401	1:02.299	1:52.783	55.319	53.9	17:10.299
3	1	2:07.794	26.460	1:02.758	38.576	189.9	6:32.811	8	1	2:07.192	26.586	1:01.456	39.150	193.6	19:17.491
4	1	2:03.681	24.754	1:00.825	38.102	210.1	8:36.492	9	1	2:03.345	24.575	1:01.015	37.755	199.5	21:20.836
5	1	2:02.709	24.543	1:00.309	37.857	198.1	10:39.201	10	1	2:04.846	24.842	1:01.307	38.697	194.6	23:25.682
6	1	2:46.969	25.271	1:02.567	1:19.131	198.1	13:26.170	11	1	2:03.568	24.878	1:00.682	38.008	191.9	25:29.250
7	1	3:45.270	59.745	1:54.541	50.984	51.9	17:11.440	12	1	2:15.146B	25.143	1:01.856	48.147	191.9	27:44.396
8	1	2:07.715	27.677	1:02.167	37.871	191.5	19:19.155	13	1	3:37.627	1:58.130	1:00.674	38.823		31:22.023
9	1	2:07.443	26.034	1:02.520	38.889	195.3	21:26.598	14	1	2:04.043	25.532	1:00.158	38.353	186.4	33:26.066
10	1	2:02.999	24.896	59.973	38.130	216.3	23:29.597	15	1	2:10.983	25.291	1:03.862	41.830	195.6	35:37.049
11	1	2:11.237B	24.547	59.923	46.767	192.2	25:40.834	16	1	2:37.785	24.851	1:21.846	51.088	198.1	38:14.834
12	1	3:41.752	2:03.891	1:00.061	37.800		29:22.586	17	1	3:35.769	51.478	1:57.362	46.929	52.6	41:50.603
13	1	2:03.967	24.421	1:01.214	38.332	211.7	31:26.553	18	1	2:06.072	25.904	1:01.986	38.182	198.4	43:56.675
14	1	2:03.981	25.157	1:00.632	38.192	203.9	33:30.534								
15	1	2:06.988	25.538	1:01.297	40.153	200.9	35:37.522								
16	1	2:26.129	25.809	1:04.092	56.228	196.0	38:03.651								
17	1	3:37.437	58.209	1:56.347	42.881	47.2	41:41.088								
18	1	2:17.934	33.323	1:04.746	39.865	213.8	43:59.022								

**132** Porsche 911 3.0 RS  
1. Juan ALONSO 1976  
2. Jose Antonio ZORRILLA

1	1	2:25.476	38.252	1:05.990	41.234		2:25.476
2	1	2:10.935	25.885	1:04.466	40.584	199.5	4:36.411
3	1	2:10.203	25.923	1:04.134	40.146	208.9	6:46.614
4	1	2:10.045	26.425	1:03.973	39.647	209.3	8:56.659
5	1	2:08.917	25.696	1:03.102	40.119	208.5	11:05.576
6	1	2:38.734	26.471	1:10.880	1:01.383	200.6	13:44.310
7	1	3:40.192	56.450	1:53.135	50.607	70.7	17:24.502
8	1	2:12.659	26.527	1:04.518	41.614	194.6	19:37.161
9	1	2:17.259	27.454	1:07.342	42.463	194.2	21:54.420
10	1	2:17.841	27.425	1:07.981	42.435	174.0	24:12.261
11	1	2:25.576B	27.262	1:05.842	52.472	188.9	26:37.837
12	1	6:08.583	4:16.106	1:09.551	42.926		32:46.420
13	1	2:17.175	27.637	1:07.471	42.067	188.9	35:03.595
14	1	2:55.334B	28.789	1:09.097	1:17.448	174.9	37:58.929
15	1	3:54.656	1:18.882	1:49.285	46.489		41:53.585
16	1	2:29.499	30.887	1:12.110	46.502	155.0	44:23.084

**148** Morris Cooper S  
1. Philippe QUIRIERE GDS

1	1	2:31.364	42.427	1:06.741	42.196		2:31.364
2	1	2:15.714	27.678	1:06.287	41.749	166.7	4:47.078
3	1	2:15.724	27.430	1:06.376	41.918	169.0	7:02.802
4	1	2:17.016	27.473	1:06.082	43.461	171.1	9:19.818
5	1	2:15.226	27.622	1:05.342	42.262	174.9	11:35.044
6	1	2:20.131	29.763	1:07.714	42.654	154.8	13:55.175
7	1	3:34.431	53.521	1:53.176	47.734	61.7	17:29.606
8	1	2:15.972	28.653	1:05.818	41.501	175.7	19:45.578
9	1	2:15.369	26.863	1:06.709	41.797	181.8	22:00.947

**152** Ginetta G4R  
1. Palle PEDERSEN 1965

1	1	2:14.645	34.727	1:02.095	37.823		2:14.645
2	1	2:02.824	24.739	1:00.372	37.713	205.4	4:17.469
3	1	2:02.796	24.688	1:00.716	37.392	190.6	6:20.265
4	1	2:02.403	24.300	1:00.074	38.029	198.1	8:22.668
5	1	2:04.239	24.941	1:00.114	39.184	197.7	10:26.907
6	1	2:52.991	24.864	1:05.526	1:22.601	199.9	13:19.898

**153** Porsche 914/6  
1. Manuel DE LA TORRE 1971

1	1	2:29.037	41.093	1:05.477	42.467		2:29.037
2	1	2:15.604	27.016	1:06.452	42.136	184.8	4:44.641
3	1	2:16.401	27.872	1:06.142	42.387	178.3	7:01.042
4	1	2:16.932	27.395	1:06.823	42.714	176.0	9:17.974
5	1	2:15.684	27.682	1:05.495	42.507	165.9	11:33.658
6	1	2:18.770	28.553	1:07.415	42.802	159.5	13:52.428
7	1	3:34.033	53.875	1:53.837	46.321	60.2	17:26.461
8	1	2:13.737	27.151	1:05.580	41.006	190.2	19:40.198
9	1	2:16.148	27.773	1:07.126	41.249	164.2	21:56.346
10	1	2:16.228	27.306	1:06.893	42.029	177.1	24:12.574
11	1	2:27.206B	27.654	1:05.974	53.578	182.1	26:39.780
12	1	3:41.397	1:53.841	1:05.649	41.907		30:21.177
13	1	2:15.983	28.446	1:05.548	41.989	174.9	32:37.160
14	1	2:17.255	28.224	1:07.445	41.586	159.7	34:54.415
15	1	2:38.163	27.920	1:07.184	1:03.059	175.7	37:32.578
16	1	2:17.874	28.712	1:06.957	42.205	165.0	39:50.452
17	1	2:21.020	30.361	1:09.571	41.088	142.6	42:11.472
18	1	2:24.434	34.149	1:08.436	41.849	209.3	44:35.906

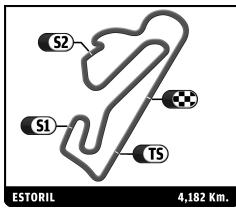
**167** Datsun 1200  
1. João NEVES GDS

1	1	2:50.779	56.818	1:08.198	45.763		2:50.779
2	1	2:25.191	35.672	1:07.154	42.365	75.9	5:15.970
3	1	2:17.707	27.928	1:05.661	44.118	166.2	7:33.677
4	1	2:19.379	30.953	1:06.394	42.032	136.3	9:53.056
5	1	3:17.426	27.208	1:10.856	1:39.362	166.4	13:10.482
6	1	3:52.509	1:04.366	1:52.375	55.768	50.8	17:02.991
7	1	2:15.888	27.974	1:05.457	42.457	173.8	19:18.879
8	1	2:16.898	27.482	1:06.703	42.713	170.6	21:35.777
9	1	2:16.012	27.195	1:06.773	42.044	171.1	23:51.789
10	1	2:14.308	27.335	1:05.281	41.692	175.7	26:06.097
11	1	2:15.479	27.451	1:05.684	42.344	169.0	28:21.576
12	1	2:25.084B	27.943	1:06.100	51.041	173.2	30:46.660
13	1	3:40.652	1:51.454	1:06.746	42.452		34:27.312
14	1	2:16.232	27.238	1:06.200	42.794	178.5	36:43.544
15	1	2:31.740	28.892	1:16.028	46.820	169.5	39:15.284
16	1	2:49.398	32.431	1:32.762	44.205	129.6	42:04.682
17	1	2:17.783	27.932	1:07.013	42.838	168.7	44:22.465

**169** Fiat 128 SF  
1. José MOREIRA  
2. Paulo ANTUNES GDS

1	1	2:45.887	50.291	1:10.970	44.626		2:45.887
---	---	----------	--------	----------	--------	--	----------





IBERIAN HISTORIC ENDURANCE  
ESTORIL CLASSICS  
RACE

Sector Analysis

Personal Best Session Best B Crossing the finish line in pit lane

Lap	D	Time	Sector 1	Sector 2	Sector 3	T. Spd	Elapsed	Lap	D	Time	Sector 1	Sector 2	Sector 3	T. Spd	Elapsed
2	1	2:26.153	30.222	1:11.532	44.399	155.4	5:12.040	4	1	2:13.563	27.084	1:05.417	41.062	179.4	9:21.682
3	1	2:25.225	29.753	1:10.277	45.195	162.1	7:37.265	5	1	2:18.030	27.796	1:06.791	43.443	173.5	11:39.712
4	1	2:25.801	30.428	1:10.790	44.583	146.0	10:03.066	6	1	2:23.710	30.423	1:09.571	43.716	139.9	14:03.422
5	1	3:14.796	30.137	1:11.996	1:32.663	161.8	13:17.862	7	1	3:30.771	49.520	1:53.706	47.545	52.7	17:34.193
6	1	3:51.974	1:03.061	1:52.812	56.101	54.3	17:09.836	8	1	2:15.187	27.159	1:05.651	42.377	188.3	19:49.380
7	1	2:28.609	31.968	1:11.985	44.656	158.8	19:38.445	9	1	2:16.877	27.106	1:08.536	41.235	181.5	22:06.257
8	1	2:26.910	31.196	1:11.747	43.967	157.9	22:05.355	10	1	2:16.117	27.296	1:06.856	41.965	185.4	24:22.374
9	1	2:38.979	30.078	1:10.501	58.400	166.2	24:44.334	11	1	2:15.773	26.823	1:05.772	43.178	191.9	26:38.147
10	1	3:46.454	1:51.110	1:10.220	45.124		28:30.788	12	1	2:26.703	27.258	1:07.104	52.341	184.2	29:04.850
11	1	2:24.639	29.728	1:10.356	44.555	161.6	30:55.427	13	1	4:00.684	2:10.550	1:07.192	42.942		33:05.534
12	1	2:25.265	30.160	1:10.643	44.462	152.9	33:20.692	14	1	6:21.181	28.026	1:08.802	4:44.353	179.4	39:26.715
13	1	2:26.109	29.842	1:12.219	44.048	166.9	35:46.801	15	1	2:40.222	32.262	1:22.527	45.433	135.6	42:06.937
14	1	2:29.620	29.921	1:12.127	47.572	166.7	38:16.421	16	1	2:21.327	28.024	1:07.999	45.304	177.7	44:28.264
15	1	3:34.943	50.951	1:57.716	46.276	47.9	41:51.364								
16	1	2:30.137	32.112	1:12.487	45.538	155.0	44:21.501								

**176** Porsche 911 3.0 RS  
1. Eduardo DAVILA 1976

1	1	2:30.321	45.850	1:04.787	39.684		2:30.321
2	1	2:08.372	26.478	1:03.620	38.274	187.0	4:38.693
3	1	2:08.084	26.042	1:02.945	39.097	184.2	6:46.777
4	1	2:05.849	25.764	1:02.040	38.045	213.8	8:52.626
5	1	2:03.849	24.862	1:01.023	37.964	196.3	10:56.475
6	1	2:42.581	25.616	1:07.383	1:09.582	200.2	13:39.056
7	1	3:40.236	56.517	1:54.612	49.107	64.7	17:19.292
8	1	2:09.586	27.447	1:02.632	39.507	181.2	19:28.878
9	1	2:06.868	26.583	1:01.447	38.838	192.5	21:35.746
10	1	2:28.582	24.469	1:16.860	47.253	211.7	24:04.328
11	1	3:45.830	2:04.931	1:01.799	39.100		27:50.158
12	1	2:06.169	25.832	1:02.290	38.047	168.0	29:56.327
13	1	2:03.103	24.291	1:00.783	38.029	205.4	31:59.430
14	1	7:12.476	24.756	1:01.796	5:45.924	213.8	39:11.906

**185** Lotus Elan  
1. Vitor COSTA 1971

1	1	2:36.925	44.896	1:08.516	43.513		2:36.925
2	1	2:17.838	29.233	1:06.734	41.871	148.5	4:54.763
3	1	2:31.013	28.605	1:06.370	56.038	157.9	7:25.776
4	1	2:18.986	29.092	1:06.273	43.621	159.5	9:44.762
5	1	2:52.722	29.472	1:11.668	1:11.582	151.4	12:37.484
6	1	2:57.218	37.647	1:21.530	58.041	107.0	15:34.702
7	1	4:30.274	2:38.916	1:08.689	42.669		20:04.976
8	1	2:22.799	30.273	1:10.223	42.303	140.1	22:27.775
9	1	2:31.339	29.690	1:08.282	53.367	153.9	24:59.114
10	1	4:22.380	2:32.308	1:07.811	42.261		29:21.494
11	1	2:19.961	29.467	1:07.772	42.722	146.8	31:41.455
12	1	2:21.453	29.474	1:08.548	43.431	155.0	34:02.908
13	1	2:27.023	30.633	1:10.195	46.195	146.8	36:29.931
14	1	2:46.492	35.078	1:16.685	54.729	109.6	39:16.423
15	1	3:31.557	1:39.320	1:09.358	42.879		42:47.980
16	1	2:35.305	29.675	1:10.008	55.622	152.0	45:23.285

**188** Porsche 2.5 ST  
1. Jordi PRENAFETA 1971

1	1	2:33.376	41.938	1:09.078	42.360		2:33.376
2	1	2:17.778	27.530	1:07.756	42.492	178.3	4:51.154
3	1	2:16.965	28.222	1:06.957	41.786	175.4	7:08.119

**196** Porsche 356 B  
1. Pedro MORIYON 1965  
2. José CARVALHOSA

1	1	2:43.753	49.168	1:09.609	44.976		2:43.753
2	1	2:25.187	29.696	1:11.966	43.525	146.0	5:08.940
3	1	2:24.847	30.962	1:10.503	43.382	162.3	7:33.787
4	1	2:21.553	29.333	1:09.289	42.931	163.2	9:55.340
5	1	3:17.930	29.232	1:12.165	1:36.533	161.1	13:13.270
6	1	3:51.507	1:03.783	1:52.547	55.177	54.2	17:04.777
7	1	2:24.474	29.491	1:10.284	44.699	164.0	19:29.251
8	1	2:22.756	29.761	1:09.091	43.904	171.6	21:52.007
9	1	2:23.828	30.817	1:09.832	43.179	168.0	24:15.835
10	1	2:34.300	29.199	1:08.283	56.818	160.4	26:50.135
11	1	3:50.587	1:57.437	1:09.671	43.479		30:40.722
12	1	2:21.577	29.350	1:08.953	43.274	163.7	33:02.299
13	1	2:19.850	28.407	1:08.495	42.948	169.8	35:22.149
14	1	2:38.196	28.218	1:13.992	55.986	171.1	38:00.345
15	1	3:39.944	58.599	1:54.348	46.997	55.4	41:40.289
16	1	2:24.166	30.581	1:10.033	43.552	166.9	44:04.455

**211** Alfa Romeo GTAM  
1. Mário NETO 1971  
2. Pedro GONÇALVES

1	1	9:27.621	7:11.982	1:10.433	1:05.206		9:27.621
2	1	8:10.621	5:28.665	1:53.276	48.680		17:38.242
3	1	2:18.034	28.446	1:07.469	42.119	170.3	19:56.276

**220** Alfa Romeo Ti Super  
1. Paulo ROMPANTE GTP

1	1	2:26.713	38.781	1:05.790	42.142		2:26.713
2	1	2:11.117	26.331	1:04.174	40.612	184.2	4:37.830
3	1	2:11.740	26.583	1:04.498	40.659	182.7	6:49.570
4	1	7:57.730	26.914	1:03.946	6:26.870	200.6	14:47.300
5	1	2:51.087	32.619	1:30.596	47.872	124.0	17:38.387
6	1	2:14.421	27.272	1:04.878	42.271	183.0	19:52.808
7	1	2:24.420	27.001	1:05.870	51.549	182.7	22:17.228
8	1	3:43.787	1:57.521	1:04.905	41.361		26:01.015
9	1	2:13.833	26.935	1:05.452	41.446	176.3	28:14.848
10	1	2:13.496	27.033	1:05.186	41.277	181.8	30:28.344
11	1	2:12.642	26.772	1:04.636	41.234	183.0	32:40.986
12	1	2:17.128	26.836	1:07.884	42.408	178.5	34:58.114
13	1	2:54.739	27.679	1:06.597	1:20.463	168.7	37:52.853
14	1	3:35.669	1:00.603	1:52.215	42.851	56.9	41:28.522
15	1	2:12.846	27.010	1:04.560	41.276	178.8	43:41.368

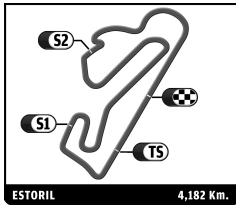


IBERIAN HISTORIC ENDURANCE  
ESTORIL CLASSICS  
RACE

Sector Analysis

Personal Best Session Best B Crossing the finish line in pit lane

Lap	D	Time	Sector 1	Sector 2	Sector 3	T. Spd	Elapsed	Lap	D	Time	Sector 1	Sector 2	Sector 3	T. Spd	Elapsed
<b>223</b> BMW 2002															
1. Pedro OLIVEIRA 3. Rafael C. PINTO 1976															
2. Edgar BOTELHO MONIZ															
1	1	2:34.563	48.879				2:34.563	14	1	2:16.983	26.522	1:07.164	43.297	186.1	34:08.568
2	1	2:16.648					4:51.211	15	1	2:26.192	27.825	1:09.526	48.841	181.8	36:34.760
3	1	2:14.907	27.316		42.082		7:06.118	16	1	2:39.402	35.895	1:16.461	47.046	99.9	39:14.162
4	1	2:15.090	27.006			172.1	9:21.208	17	1	2:50.654	32.442	1:32.733	45.479	130.8	42:04.816
5	1	2:17.600	27.867	1:06.654	43.079	170.3	11:38.808	18	1	2:17.860	26.983	1:07.271	43.606	171.3	44:22.676
6	1	2:21.555	29.638	1:09.282	42.635	141.3	14:00.363								
7	1	3:31.542	51.077	1:54.271	46.194	57.8	17:31.905								
8	1	2:31.117	27.197	1:06.196	57.724	178.8	20:03.022								
9	1	2:21.414	30.466	1:08.463	42.485	154.8	22:24.436								
10	1	2:29.368	B				24:53.804								
11	1	4:17.709	2:22.816	1:12.392	42.501		29:11.513								
12	1	2:25.215			45.016	156.3	31:36.728								
13	1	2:21.356	28.660	1:09.392	43.304		33:58.084								
14	1	2:32.836	29.870	1:16.860	46.106	159.9	36:30.920								
15	1	2:39.310	36.048	1:16.330	46.932	106.0	39:10.230								
16	1	2:48.012	31.725	1:31.403	44.884	128.2	41:58.242								
17	1	2:29.776	30.141	1:12.423	47.212	159.0	44:28.018								
<b>239</b> Alfa Romeo GTAm															
1. Volker HICHERT 1971															
2. Björn EBSEN															
1	1	2:20.684	35.864	1:03.321	41.499		2:20.684								
2	1	2:08.315	26.441	1:02.529	39.345	181.5	4:28.999								
3	1	2:07.151	25.823	1:02.057	39.271	191.5	6:36.150								
4	1	2:06.758	25.919	1:01.674	39.165	173.2	8:42.908								
5	1	2:07.476	25.654	1:02.221	39.601	178.3	10:50.384								
6	1	2:43.964	25.772	1:10.653	1:07.539	204.3	13:34.348								
7	1	3:44.300	57.110	1:54.550	52.640	56.0	17:18.648								
8	1	2:09.564	27.010	1:02.533	40.021	171.3	19:28.212								
9	1	2:07.839	26.136	1:01.813	39.890	194.9	21:36.051								
10	1	2:07.329	25.566	1:02.193	39.570	192.5	23:43.380								
11	1	2:23.315	B	25.508	1:05.980	51.827	191.9	26:06.695							
12	1	3:40.687	1:54.438	1:04.625	41.624		29:47.382								
13	1	2:10.987	27.212	1:03.768	40.007	178.5	31:58.369								
14	1	2:11.806	27.735	1:04.327	39.744	174.3	34:10.175								
15	1	2:21.682	27.468	1:08.758	45.456	190.6	36:31.857								
16	1	2:40.148	36.596	1:15.829	47.723	110.4	39:12.005								
17	1	2:47.357	30.959	1:31.515	44.883	137.0	41:59.362								
18	1	2:13.631	27.621	1:04.608	41.402	173.2	44:12.993								
<b>245</b> Porsche 904/6															
1. Thorkild STAMP 1965															
2. Michael HOLDEN															
1	1	2:21.226	37.795	1:03.165	40.266		2:21.226								
2	1	2:06.472	25.522	1:01.590	39.360	205.4	4:27.698								
3	1	2:07.508	25.723	1:02.708	39.077	189.2	6:35.206								
4	1	2:06.774	25.553	1:02.291	38.930	208.1	8:41.980								
5	1	2:06.533	25.432	1:02.417	38.684	204.3	10:48.513								
6	1	2:44.137	26.948	1:10.533	1:06.656	208.5	13:32.650								
7	1	3:45.579	58.069	1:54.170	53.340	54.7	17:18.229								
8	1	2:06.616	25.749	1:00.848	40.019	200.9	19:24.845								
9	1	2:05.787	25.077	1:02.131	38.579	207.0	21:30.632								
10	1	2:04.831	24.745	1:01.072	39.014	213.4	23:35.463								
11	1	2:14.338	B	24.896	1:00.964	48.478	214.6	25:49.801							
12	1	3:44.664	1:54.537	1:07.480	42.647		29:34.465								
13	1	2:17.120	27.350	1:06.474	43.296	178.5	31:51.585								
<b>313</b> Ford Mustang															
1. Paulo LIMA 1971															
2. Bruno LIMA															
1	1	2:24.653	37.390	1:06.128	41.135		2:24.653								
2	1	2:10.850	25.910	1:04.634	40.306	198.4	4:35.503								
3	1	2:13.048	26.662	1:05.776	40.610	207.7	6:48.551								
4	1	2:09.298	25.251	1:03.513	40.534	203.2	8:57.849								
<b>317</b> Porsche 911 SWB															
1. Piero DAL MASO GDS															
1	1	2:36.383	45.424	1:08.193	42.766		2:36.383								
2	1	2:17.036	27.080	1:07.271	42.685	185.4	4:53.419								
3	1	2:15.982	27.225	1:06.465	42.292	185.4	7:09.401								
4	1	2:15.458	27.087	1:06.343	42.028	189.2	9:24.859								
5	1	2:19.041	27.210	1:07.720	44.111	186.1	11:43.900								
6	1	2:21.850	28.936	1:08.930	43.984	157.0	14:05.750								
7	1	3:31.982	48.206	1:54.103	49.673	54.5	17:37.732								
8	1	2:19.785	27.696	1:09.207	42.882	180.0	19:57.517								
9	1	2:30.715	B	28.652	1:07.432	54.631	153.5	22:28.232							
10	1	3:36.734	1:44.810	1:08.223	43.701		26:04.966								
11	1	2:19.043	27.568	1:08.197	43.278	185.1	28:24.009								
12	1	2:17.658	27.460	1:07.390	42.808	186.7	30:41.667								
13	1	2:18.835	27.765	1:07.414	43.656	187.3	33:00.502								
14	1	2:18.117	27.580	1:07.466	43.071	188.0	35:18.619								
15	1	2:40.387	27.288	1:15.809	57.290	188.3	37:59.006								
16	1	3:40.506	57.885	1:53.928	48.693	55.2	41:39.512								
17	1	2:22.217	29.803	1:08.554	43.860	183.0	44:01.729								
<b>327</b> Porsche 911 SWB															
1. Nuno NUNES GDS															
2. Piero DAL MASO															
1	1	2:29.870	42.248	1:05.293	42.329		2:29.870								
2	1	2:16.067	27.655	1:06.340	42.072	180.6	4:45.937								
3	1	2:17.348	27.318	1:08.642	41.388	184.8	7:03.285								
4	1	2:17.141	26.572	1:06.175	44.394	191.5	9:20.426								
5	1	2:16.707	27.537	1:05.708	43.462	183.6	11:37.133								
6	1	2:19.815	29.965	1:07.238	42.612	129.6	13:56.948								
7	1	3:33.587	53.545	1:53.013	47.029	55.5	17:30.535								
8	1	2:14.119	26.835	1:05.761	41.523	199.1	19:44.654								
9	1	2:15.976	26.779	1:07.262	41.935	194.9	22:00.630								
10	1	2:25.886	B	26.901	1:06.411	52.574	192.2	24:26.516							
11	1	3:41.398	1:53.346	1:05.775	42.277		28:07.914								
12	1	2:14.706	26.938	1:05.858	41.910	193.6	30:22.620								
13	1	2:16.054	27.837	1:06.226	41.991	194.2	32:38.674								
14	1	2:20.109	27.977	1:08.625	43.507	182.1	34:58.783								
15	1	2:54.770	28.123	1:07.419	1:19.228	171.3	37:53.553								
16	1	3:36.147	1:00.733	1:52.385	43.029	56.3	41:29.700								
17	1	2:15.843	26.953	1:06.132	42.758	191.9	43:45.543								
<b>501</b> Ford Escort RS2000															
1. Ricardo PEREIRA 1976															
2. Carlos DIAS PEDRO															
1	1	2:21.275	36.942	1:03.628	40.705		2:21.275								
2	1	2:09.518	26.175	1:03.171	40.172	172.7	4:30.793								



IBERIAN HISTORIC ENDURANCE  
ESTORIL CLASSICS  
RACE

Sector Analysis

■ Personal Best ■ Session Best B Crossing the finish line in pit lane

Lap	D	Time	Sector 1	Sector 2	Sector 3	T. Spd	Elapsed	Lap	D	Time	Sector 1	Sector 2	Sector 3	T. Spd	Elapsed
3	1	2:06.317	25.400	1:01.458	39.459	189.6	6:37.110								
4	1	2:06.759	25.349	1:01.707	39.703	191.9	8:43.869								
5	1	2:07.213	25.231	1:02.070	39.912	196.7	10:51.082								
6	1	2:44.331	25.734	1:10.885	1:07.712	186.1	13:35.413								
7	1	3:43.116	57.479	1:53.944	51.693	64.6	17:18.529								
8	1	2:09.978	27.501	1:02.774	39.703	180.3	19:28.507								
9	1	2:08.498	26.426	1:02.233	39.839	185.4	21:37.005								
10	1	2:07.926	25.884	1:02.048	39.994	193.6	23:44.931								
11	1	<b>2:06.309</b>	25.591	<b>1:01.362</b>	<b>39.356</b>	179.1	25:51.240								
12	1	2:20.628 <b>B</b>	<b>25.091</b>	1:02.266	53.271	192.9	28:11.868								
13	1	3:45.996	2:01.559	1:03.830	40.607		31:57.864								
14	1	3:24.126 <b>B</b>	25.713	1:59.751	58.662	190.2	35:21.990								