

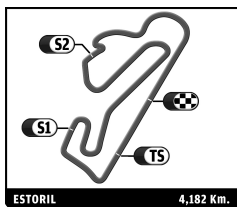
**IBERIAN HISTORIC ENDURANCE**  
**ESTORIL CLASSICS**  
**QUALIFYING**

**Sector Analysis**

Personal Best Session Best B Crossing the finish line in pit lane

Lap	D	Time	Sector 1	Sector 2	Sector 3	T. Spd	Elapsed	Lap	D	Time	Sector 1	Sector 2	Sector 3	T. Spd	Elapsed
<b>4</b>		<b>Jaguar E Type</b>				1965									
		1.Christophe SCHWARTZ													
		2.Lisa SCHWARTZ													
1	1	2:54.985	1:04.533	1:08.604	41.848		2:54.985	9	1	2:14.871	25.204	1:07.869	41.798	197.7	23:40.650
2	1	<b>2:18.010</b>	30.707	<b>1:06.741</b>	<b>40.562</b>	181.2	5:12.995	10	1	2:08.072	25.235	1:02.761	40.076	195.3	25:48.722
3	1	2:33.194	<b>27.267</b>	1:14.592	51.335	157.4	7:46.189	11	1	2:07.663	25.834	1:01.909	39.920	194.6	27:56.385
4	1	3:24.469 <b>B</b>	41.196	1:31.754	1:11.519	81.0	11:10.658	12	1	2:24.911 <b>B</b>	26.450	1:05.342	53.119	196.0	30:21.296
<b>8</b>		<b>Porsche 911 SWB</b>				GDS									
		1.Carlos BELTRAN													
		2.Pablo TARRERO													
1	1	3:48.223	1:38.837	1:20.562	48.824		3:48.223	13	1	4:03.613	2:23.005	1:01.632	38.976		34:24.909
2	1	2:32.630	33.613	1:13.774	45.243	134.5	6:20.853	14	1	2:04.591	24.987	1:01.068	<b>38.536</b>	181.8	36:29.500
3	1	3:17.224 <b>B</b>	37.088	1:27.177	1:12.959	116.1	9:38.077	15	1	2:04.943	24.752	1:01.224	38.967	202.4	38:34.443
4	1	6:11.095	4:10.391	1:14.341	46.363		15:49.172	16	1	<b>2:03.400</b>	<b>24.525</b>	<b>1:00.244</b>	38.631	200.2	40:37.843
5	1	2:34.583	33.874	1:15.752	44.957	127.5	18:23.755								
6	1	2:28.153	31.085	1:13.158	<b>43.910</b>	134.1	20:51.908								
7	1	2:28.852	30.795	1:13.758	44.299	152.4	23:20.760								
8	1	<b>2:29.375</b>	30.776	<b>1:12.678</b>	45.921	144.5	25:50.135								
9	1	2:28.091	<b>30.697</b>	1:13.331	44.063	155.0	28:18.226								
10	1	2:53.212 <b>B</b>	31.100	1:15.206	1:06.906	159.0	31:11.438								
11	1	7:10.731 <b>B</b>	4:39.959	1:17.849	1:12.923		38:22.169								
<b>14</b>		<b>Lotus Seven</b>				GTP									
		1.João MIRA GOMES													
		2.Nuno AFOITO													
1	1	3:45.019	1:50.360	1:10.598	44.061		3:45.019	1	1	2:25.067	43.364	1:03.426	38.277		2:25.067
2	1	2:20.640	<b>27.599</b>	<b>1:08.610</b>	44.431	173.8	6:05.659	2	1	<b>2:01.561</b>	24.260	<b>59.354</b>	<b>37.947</b>	199.1	4:26.628
3	1	3:24.387 <b>B</b>	40.210	1:35.597	1:08.580	108.4	9:30.046	3	1	2:23.904 <b>B</b>	23.957	59.722	1:00.225	207.4	6:50.532
4	1	5:45.497	3:52.727	1:09.857	<b>42.913</b>		15:15.543	4	1	6:15.580	3:57.530	1:39.631	38.419		13:06.112
<b>23</b>		<b>Porsche 911 SWB</b>				GDS									
		1.Vincent TOURNEUR													
1	1	3:52.834	1:44.816	1:20.315	47.703		3:52.834	5	1	2:02.070	<b>23.767</b>	1:00.202	38.101	208.1	15:08.182
2	1	2:31.599	31.346	1:13.958	46.295	147.0	6:24.433	6	1	2:12.948 <b>B</b>	24.415	1:00.841	47.692	192.9	17:21.130
3	1	3:04.739	34.903	1:28.629	1:01.207	121.3	9:29.172	7	1	4:32.025	2:50.649	1:01.760	39.616		21:53.155
4	1	3:08.303	41.255	1:33.949	53.099	99.7	12:37.475	8	1	2:05.521	25.346	1:01.058	39.117	190.2	23:58.676
5	1	2:25.095	29.694	1:11.610	43.791	163.0	15:02.570	9	1	2:05.649	24.583	1:01.083	39.983	210.9	26:04.325
6	1	2:24.266	28.555	1:11.090	44.621	171.9	17:26.836	10	1	2:07.885	25.192	1:03.418	39.275	200.9	28:12.210
7	1	2:43.054 <b>B</b>	29.975	1:13.766	59.313	155.9	20:09.890	11	1	2:06.336	25.470	1:01.259	39.607	188.3	30:18.546
8	1	4:23.156	2:27.017	1:11.231	44.908		24:33.046	12	1	2:05.677	24.628	1:01.630	39.419	197.4	32:24.223
9	1	2:24.797	28.862	1:11.310	44.625	178.8	26:57.843	13	1	2:06.275	24.483	1:01.905	39.887	208.9	34:30.498
10	1	2:23.646	28.831	1:11.147	43.668	174.3	29:21.489	14	1	2:06.744	24.811	1:00.514	41.419	194.9	36:37.242
11	1	2:21.669	28.243	1:09.534	43.892	175.4	31:43.158	15	1	2:20.833 <b>B</b>	24.619	1:01.088	55.126	205.0	38:58.075
12	1	2:23.740	28.606	1:10.620	44.514	181.8	34:06.898								
13	1	2:22.045	<b>27.969</b>	1:10.878	<b>43.198</b>	185.1	36:28.943								
14	1	<b>2:21.636</b>	28.186	1:09.341	44.109	183.0	38:50.579								
15	1	2:22.275	29.030	<b>1:09.183</b>	44.062	174.6	41:12.854								
<b>26</b>		<b>Lotus Elan 26R</b>				1965									
		1.Robin ELLIS													
		2.Julian THOMAS													
1	1	2:56.108	1:06.535	1:09.371	40.202		2:56.108	1	1	4:52.790	3:01.616	1:09.956	41.218		4:52.790
2	1	2:14.492	26.179	1:06.810	41.503	189.9	5:10.600	2	1	2:37.233	28.497	1:13.922	54.814	160.6	7:30.023
3	1	2:34.632	25.837	1:14.857	53.938	166.9	7:45.232	3	1	3:25.880	41.102	1:39.786	1:04.992	100.7	10:55.903
4	1	3:22.177 <b>B</b>	41.333	1:31.155	1:09.689	88.5	11:07.409	4	1	2:45.943	48.618	1:18.354	38.971	67.1	13:41.846
5	1	3:50.493	2:06.088	1:04.353	40.052		14:57.902	5	1	2:10.672	<b>25.674</b>	1:04.995	40.003	189.9	15:52.518
6	1	2:10.241	27.406	1:03.214	39.621	171.9	17:08.143	6	1	<b>2:08.703</b>	26.535	<b>1:03.357</b>	<b>38.811</b>	172.7	18:01.221
7	1	2:09.082	25.585	1:03.217	40.280	191.9	19:17.225								
8	1	2:08.554	25.707	1:02.779	40.068	193.2	21:25.779								
<b>33</b>		<b>BMW 2800 CS</b>				1971									
		1.Domingos S. COUTINHO													
		2.Rui MAIA													
1	1	4:52.790	3:01.616	1:09.956	41.218		4:52.790								
2	1	2:37.233	28.497	1:13.922	54.814	160.6	7:30.023								
3	1	3:25.880	41.102	1:39.786	1:04.992	100.7	10:55.903								
4	1	2:45.943	48.618	1:18.354	38.971	67.1	13:41.846								
5	1	2:10.672	<b>25.674</b>	1:04.995	40.003	189.9	15:52.518								
6	1	<b>2:08.703</b>	26.535	<b>1:03.357</b>	<b>38.811</b>	172.7	18:01.221								





IBERIAN HISTORIC ENDURANCE  
ESTORIL CLASSICS  
QUALIFYING

Sector Analysis

■ Personal Best ■ Session Best B Crossing the finish line in pit lane

Lap	D	Time	Sector 1	Sector 2	Sector 3	T. Spd	Elapsed
3	1	2:46.924	34.291	1:19.243	53.390	127.0	11:13.378
4	1	2:48.066	54.002	1:11.701	42.363	55.4	14:01.444
5	1	2:14.229	27.887	1:05.617	40.725	176.5	16:15.673
6	1	2:29.266B	28.037	1:06.979	54.250	171.6	18:44.939
7	1	3:17.536	1:37.079	1:02.525	37.932		22:02.475
8	1	2:02.514	24.435	1:00.048	38.031	201.3	24:04.989
9	1	<b>2:02.185</b>	24.657	<b>59.614</b>	<b>37.914</b>	210.5	26:07.174
10	1	2:02.931	24.571	1:00.031	38.329	205.0	28:10.105
11	1	2:13.368	32.300	1:01.528	39.540	210.5	30:23.473
12	1	2:03.683	24.270	1:00.818	38.595	207.0	32:27.156
13	1	2:03.124	24.005	1:00.478	38.641	207.4	34:30.280
14	1	2:05.498	24.032	1:00.163	41.303	199.1	36:35.778
15	1	2:08.924	24.362	1:00.123	44.439	207.0	38:44.702
16	1	2:02.645	<b>23.988</b>	59.884	38.773	204.7	40:47.347

<b>57</b>	Ford Mustang 1. Bart UITERWAAL	1965
-----------	-----------------------------------	------

1	1	3:47.181	1:33.471	1:23.532	50.178		3:47.181
2	1	2:41.802	33.931	1:17.612	50.259	126.6	6:28.983
3	1	3:24.865B	41.039	1:29.251	1:14.575	98.9	9:53.848
4	1	3:25.037	1:13.678	1:23.583	<b>47.776</b>		13:18.885
5	1	<b>2:36.331</b>	32.614	<b>1:14.630</b>	49.087	125.3	15:55.216
6	1	2:43.076	34.515	1:17.859	50.702	126.6	18:38.292
7	1	2:57.345B	34.032	1:19.013	1:04.300	122.8	21:35.637
8	1	3:35.602	1:27.978	1:18.676	48.948		25:11.239
9	1	2:37.270	33.712	1:15.735	47.823	121.3	27:48.509
10	1	3:24.937B	<b>31.687</b>	1:17.818	1:35.432	132.2	31:13.446

<b>61</b>	Porsche 911 3.0 RS 1. Lars ROLNER 2. Patrick SIMON	1976
-----------	--	------

1	1	2:42.493	1:01.536	1:03.705	37.252		2:42.493
2	1	1:59.964	23.529	59.351	37.084	210.5	4:42.457
3	1	2:36.979	23.473	1:05.013	1:08.493	212.9	7:19.436
4	1	3:34.563	49.360	1:39.792	1:05.411	71.7	10:53.999
5	1	2:43.164	48.118	1:18.140	<b>36.906</b>	70.8	13:37.163
6	1	<b>1:58.134</b>	<b>23.048</b>	<b>57.981</b>	37.105	230.2	15:35.297
7	1	2:18.308B	24.029	1:05.675	48.604	233.2	17:53.605
8	1	3:47.737	2:08.322	1:00.962	38.453		21:41.342
9	1	2:00.820	23.812	59.352	37.656	217.6	23:42.162
10	1	2:01.816	24.132	59.253	38.431	220.6	25:43.978
11	1	2:02.523	24.103	59.216	39.204	208.9	27:46.501
12	1	2:00.577	23.869	59.246	37.462	210.9	29:47.078
13	1	2:16.080B	27.617	59.934	48.529	176.3	32:03.158

<b>75</b>	Porsche 911 3.0 RS 1. Carlos BRIZIDO 2. João PINA CARDOSO	1976
-----------	---	------

1	1	7:54.380					7:54.380
2	1	8:04.959					15:59.339
3	1	1:33.131B					17:32.470
4	1	3:00.289B					20:32.759
5	1	4:10.985	2:27.187	1:03.561	40.237		24:43.744
6	1	2:05.431	25.905	1:01.414	<b>38.112</b>	174.9	26:49.175
7	1	<b>2:04.683</b>	25.438	1:00.984	38.261	178.8	28:53.858
8	1	2:04.823	25.108	1:01.433	38.282	187.6	30:58.681
9	1	2:21.014	29.256	1:12.237	39.521	157.0	33:19.695
10	1	2:19.185B	25.912	1:03.761	49.512	186.1	35:38.880
11	1	4:04.484	2:25.090	<b>1:00.899</b>	38.495		39:43.364

12	1	2:04.726	<b>24.902</b>	1:01.245	38.579	198.1	41:48.090
----	---	----------	---------------	----------	--------	-------	-----------

<b>80</b>	Porsche 911 3.0 RS 1. Fernando SOARES	1976
-----------	--	------

1	1	5:08.399	3:20.832	1:06.567	41.000		5:08.399
2	1	2:25.308	25.824	1:07.793	51.691	183.0	7:33.707
3	1	3:26.502	40.902	1:39.886	1:05.714	99.5	11:00.209
4	1	2:46.575	49.065	1:18.093	39.417	69.5	13:46.784
5	1	2:05.407	24.982	1:01.346	39.079	191.2	15:52.191
6	1	2:07.432	26.454	1:02.024	<b>38.954</b>	186.7	17:59.623
7	1	2:06.304	25.543	1:01.752	39.009	182.4	20:05.927
8	1	2:23.590B	26.031	1:04.304	53.255	195.6	22:29.517
9	1	4:14.659B	2:03.770	1:14.864	56.025		26:44.176
10	1	5:13.371	3:27.903	1:04.744	40.724		31:57.547
11	1	2:05.281	25.312	<b>1:00.782</b>	39.187	180.0	34:02.828
12	1	<b>2:04.914</b>	<b>24.490</b>	1:00.880	39.544	198.1	36:07.742
13	1	2:22.627B	24.780	1:01.793	56.054	198.8	38:30.369

<b>81</b>	Ford Escort 1. Mario SILVA 2. Carlos TAVARES	1971
-----------	--	------

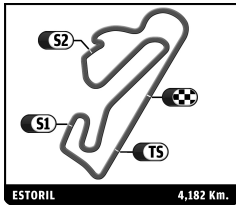
1	1	10:53.106	7:59.528	1:42.219	1:11.359		10:53.106
2	1	2:52.087	48.360	1:24.165	39.562	74.6	13:45.193
3	1	2:06.654	24.990	1:01.868	39.796	189.6	15:51.847
4	1	2:07.756	26.395	1:01.939	<b>39.422</b>	176.8	17:59.603
5	1	<b>2:06.617</b>	<b>24.958</b>	<b>1:01.730</b>	39.929	189.6	20:06.220
6	1	2:20.977B	25.215	1:02.082	53.680	198.4	22:27.197
7	1	6:10.610	4:10.082	1:16.229	44.299		28:37.807
8	1	2:18.543	28.326	1:07.738	42.479	167.5	30:56.350
9	1	2:40.141B	27.874	1:11.166	1:01.101	169.5	33:36.491

<b>83</b>	Porsche 911 3.0 RS 1. Bruno DUARTE 2. Filipe S. JESUS	1976
-----------	---	------

1	1	4:51.651	2:58.964	1:11.906	40.781		4:51.651
2	1	2:29.858	25.986	1:01.919	1:01.953	190.6	7:21.509
3	1	3:34.067	49.032	1:39.503	1:05.532	66.9	10:55.576
4	1	2:44.244	48.184	1:17.665	38.395	68.1	13:39.820
5	1	2:05.120	24.946	1:01.173	39.001	195.6	15:44.940
6	1	2:05.921	25.816	1:00.966	39.139	186.4	17:50.861
7	1	2:21.505B	25.469	1:01.989	54.047	192.9	20:12.366
8	1	4:44.253	2:58.906	1:05.116	40.231		24:56.619
9	1	2:05.975	25.053	1:01.992	38.930	201.3	27:02.594
10	1	2:04.673	24.892	1:01.459	<b>38.322</b>	193.6	29:07.267
11	1	2:04.442	24.673	1:01.042	38.727	207.4	31:11.709
12	1	2:34.747B	24.711	1:02.569	1:07.467	199.5	33:46.456
13	1	3:07.590	1:23.048	1:03.426	41.116		36:54.046
14	1	2:05.427	24.805	1:01.230	39.392	191.9	38:59.473
15	1	<b>2:04.278</b>	<b>24.566</b>	<b>1:00.833</b>	38.879	197.7	41:03.751

<b>92</b>	Porsche 911 SWB 1. Michel MORA	GDS
-----------	-----------------------------------	-----

1	1	4:53.116	2:55.699	1:12.874	44.543		4:53.116
2	1	2:38.954	30.950	1:16.228	51.776	141.5	7:32.070
3	1	3:25.371	40.395	1:40.356	1:04.620	108.2	10:57.441
4	1	2:55.804	49.534	1:23.141	43.129	69.9	13:53.245
5	1	2:15.238	27.539	1:05.894	41.805	177.4	16:08.483
6	1	2:14.998	27.246	1:05.952	41.800	175.4	18:23.481
7	1	2:15.666	27.059	1:05.614	42.993	179.7	20:39.147



IBERIAN HISTORIC ENDURANCE  
ESTORIL CLASSICS  
QUALIFYING

Sector Analysis

Personal Best Session Best B Crossing the finish line in pit lane

Lap	D	Time	Sector 1	Sector 2	Sector 3	T. Spd	Elapsed	Lap	D	Time	Sector 1	Sector 2	Sector 3	T. Spd	Elapsed
8	1	2:20.239	28.597	1:10.113	41.529	166.2	22:59.386	2	1	2:25.673	26.034	1:07.887	51.752	183.0	7:34.552
9	1	2:13.251	26.580	1:05.505	41.166	184.8	25:12.637	3	1	3:30.892 B	40.817	1:40.172	1:09.903	99.8	11:05.444
10	1	2:12.774	26.542	1:04.746	41.486	190.9	27:25.411	4	1	4:24.701	2:42.923	1:03.176	38.602		15:30.145
11	1	2:18.655	27.793	1:09.323	41.539	191.5	29:44.066	5	1	2:06.848	25.397	1:02.774	38.677	194.2	17:36.993
12	1	2:13.879	26.735	1:05.399	41.745	192.2	31:57.945	6	1	2:10.180	25.892	1:05.055	39.233	183.9	19:47.173
13	1	2:12.646	26.712	1:04.286	41.648	177.7	34:10.591	7	1	2:08.209	27.748	1:01.903	38.558	158.6	21:55.382
14	1	2:15.251	27.712	1:06.416	41.123	178.5	36:25.842	8	1	2:08.333	24.799	1:05.360	38.174	199.5	24:03.715
15	1	2:12.866	26.424	1:05.267	41.175	196.3	38:38.708	9	1	2:04.308	24.776	1:00.500	39.032	216.7	26:08.023
16	1	2:12.106	26.288	1:04.755	41.063	196.7	40:50.814	10	1	2:20.288 B	24.563	1:02.890	52.835	215.9	28:28.311

99 Porsche 911 3.0 RS 1. Mário MEIRELES 1976						
1	6:08.094	4:18.195	1:07.758	42.141		6:08.094
2	3:17.900	40.201	1:35.401	1:02.298	113.5	9:25.994
3	3:09.289	42.259	1:33.812	53.218	81.7	12:35.283
4	3:10.395 B	35.503	1:23.325	1:11.567	149.1	15:45.678
5	5:46.794	3:58.789	1:07.987	40.018		21:32.472
6	2:09.355	26.342	1:02.983	40.030	189.9	23:41.827
7	2:07.085	25.758	1:01.645	39.682	210.9	25:48.912
8	2:13.253	26.431	1:04.679	42.143	208.1	28:02.165
9	2:06.392	25.777	1:01.755	38.860	201.3	30:08.557
10	2:05.311	24.702	1:01.715	38.894	204.3	32:13.868
11	2:03.617	24.956	1:00.067	38.594	193.6	34:17.485
12	2:04.532	24.744	1:00.342	39.446	195.6	36:22.017
13	2:29.783 B	26.430	1:08.548	54.805	180.6	38:51.800

103 BMW 2800 CS 1. Luis S. RIBEIRO 1971						
1	6:25.649	4:26.426	1:13.025	46.198		6:25.649
2	3:20.235 B	36.434	1:27.004	1:16.797	108.4	9:45.884
3	5:49.213	3:59.628	1:06.942	42.643		15:35.097
4	2:08.978	25.084	1:03.861	40.033	196.0	17:44.075
5	2:10.505	25.666	1:04.257	40.582	177.1	19:54.580
6	2:29.487 B	25.054	1:06.093	58.340	185.4	22:24.067
7	3:23.528	1:34.936	1:07.914	40.678		25:47.595
8	2:08.409	24.980	1:02.010	41.419	187.0	27:56.004
9	2:31.206	27.143	1:20.137	43.926	181.2	30:27.210
10	2:07.517	24.647	1:02.976	39.894	187.0	32:34.727
11	2:47.383 B	25.880	1:14.662	1:06.841	197.7	35:22.110
12	6:42.445	4:58.663	1:03.984	39.798		42:04.555

105 Ford Escort RS 2000 1. Filipe NOGUEIRA 1976						
1	9:56.956 B	7:13.790	1:26.667	1:16.499		9:56.956
2	5:19.442	3:31.642	1:07.347	40.453		15:16.398
3	2:09.771	25.524	1:04.098	40.149	192.9	17:26.169
4	2:07.648	25.696	1:02.133	39.819	185.1	19:33.817
5	2:09.571	25.578	1:02.339	41.654	200.2	21:43.388
6	2:07.527	25.483	1:01.547	40.497	188.3	23:50.915
7	2:09.062	25.889	1:03.007	40.166	198.1	25:59.977
8	2:08.518	25.388	1:03.255	39.875	203.9	28:08.495
9	2:08.110	25.710	1:02.574	39.826	196.0	30:16.605
10	2:33.526 B	25.526	1:04.069	1:03.931	192.9	32:50.131

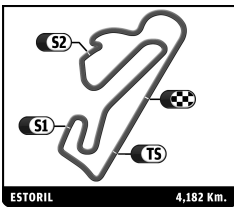
123 Porsche 911 3.0 RS 1. Bruno SANTOS 1976						
1	5:08.879	3:21.536	1:06.524	40.819		5:08.879

132 Porsche 911 3.0 RS 1. Juan ALONSO 1976 2. Jose Antonio ZORRILLA						
1	3:28.614	1:33.365	1:12.577	42.672		3:28.614
2	2:14.736	27.718	1:06.513	40.505	175.2	5:43.350
3	2:38.270	29.584	1:19.376	49.310	187.3	8:21.620
4	2:47.643	33.890	1:16.996	56.757	142.8	11:09.263
5	2:51.760	52.591	1:15.875	43.294	65.4	14:01.023
6	2:14.609	26.769	1:05.962	41.878	185.1	16:15.632
7	2:27.286 B	27.424	1:06.524	53.338	178.0	18:42.918
8	4:59.828	3:04.546	1:10.676	44.606		23:42.746
9	2:18.939	29.150	1:06.824	42.965	187.3	26:01.685
10	2:19.554	28.273	1:07.482	43.799	182.7	28:21.239
11	2:22.111	28.698	1:09.692	43.721	186.7	30:43.350
12	2:16.973	27.605	1:06.936	42.432	196.3	33:00.323
13	2:15.448	27.019	1:05.758	42.671	191.5	35:15.771
14	2:11.960	26.534	1:04.094	41.332	204.3	37:27.731
15	2:13.475	26.734	1:04.946	41.795	193.2	39:41.206
16	2:13.799	26.149	1:06.331	41.319	207.4	41:55.005

148 Morris Cooper S 1. Philippe QUIRIERE GDS						
1	11:09.867	8:57.805	1:16.108	55.954		11:09.867
2	2:53.094	52.579	1:17.123	43.392	60.7	14:02.961
3	2:17.231	27.742	1:07.377	42.112	177.4	16:20.192
4	2:17.205	27.533	1:06.683	42.989	176.0	18:37.397
5	2:14.921	27.737	1:05.548	41.636	184.2	20:52.318
6	2:14.261	27.049	1:05.367	41.845	181.5	23:06.579
7	2:42.291 B	28.883	1:14.411	58.997	164.0	25:48.870

152 Ginetta G4R 1. Palle PEDERSEN 1965						
1	3:28.287	1:35.418	1:11.296	41.573		3:28.287
2	2:05.196	25.421	1:01.394	38.381	191.2	5:33.483
3	2:36.063	25.578	1:16.684	53.801	193.6	8:09.546
4	2:58.225	34.911	1:23.806	59.508	111.9	11:07.771
5	2:44.590	49.017	1:16.416	39.157	75.3	13:52.361
6	2:03.506	24.472	1:00.827	38.207	207.0	15:55.867
7	2:05.801	26.286	1:01.874	37.641	185.1	18:01.668
8	2:04.450	25.102	1:01.118	38.230	182.4	20:06.118
9	2:03.385	24.424	1:00.454	38.507	209.7	22:09.503
10	2:06.415	24.751	1:03.316	38.348	196.0	24:15.918
11	2:05.783	25.658	1:01.928	38.197	188.6	26:21.701



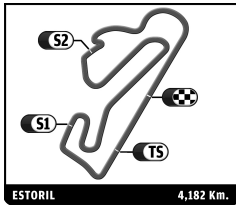


**IBERIAN HISTORIC ENDURANCE**  
**ESTORIL CLASSICS**  
**QUALIFYING**

**Sector Analysis**

							<span style="color: green;">■</span> Personal Best <span style="color: purple;">■</span> Session Best <span style="color: blue;">■</span> Crossing the finish line in pit lane								
Lap	D	Time	Sector 1	Sector 2	Sector 3	T. Spd	Elapsed	Lap	D	Time	Sector 1	Sector 2	Sector 3	T. Spd	Elapsed
<b>176</b> Porsche 911 3.0 RS 1. Eduardo DAVILA 1976															
1	1	3:29.484	1:36.515	1:10.887	42.082		3:29.484	2	1	2:14.295	27.335	<b>1:06.720</b>	40.240	188.6	5:43.779
3	1	2:49.522 <b>B</b>	29.985	1:19.446	1:00.091	189.9	8:33.301	4	1	4:34.973	2:31.133	1:24.985	<b>38.855</b>		13:08.274
5	1	3:02.947 <b>B</b>	<b>27.166</b>	1:19.984	1:15.797	215.4	16:11.221								
<b>153</b> Porsche 914/6 1. Manuel DE LA TORRE 1971															
1	1	3:28.840	1:30.435	1:14.265	44.140		3:28.840	2	1	2:22.433	30.439	1:08.621	43.373	155.7	5:51.273
3	1	2:33.416	28.304	1:14.872	50.240	161.8	8:24.689	4	1	2:46.410	33.745	1:17.888	54.777	140.4	11:11.099
5	1	2:50.843	53.130	1:14.026	43.687	61.5	14:01.942	6	1	2:16.965	28.409	1:06.592	41.964	168.5	16:18.907
7	1	2:18.442	28.294	1:07.946	42.202	171.9	18:37.349	8	1	2:17.494	28.590	1:06.954	41.950	181.5	20:54.843
9	1	2:17.994	28.893	1:06.693	42.408	172.4	23:12.837	10	1	2:17.902	28.266	1:07.191	42.445	192.9	25:30.739
11	1	<b>2:15.687</b>	27.332	<b>1:05.943</b>	42.412	176.8	27:46.426	12	1	2:17.603	27.261	1:07.044	43.298	176.8	30:04.029
13	1	2:15.764	28.265	1:06.207	<b>41.292</b>	159.0	32:19.793	14	1	2:16.827	<b>27.143</b>	1:07.256	42.428	183.3	34:36.620
15	1	2:30.687 <b>B</b>	28.249	1:06.692	55.746	180.9	37:07.307								
<b>167</b> Datsun 1200 1. João NEVES GDS															
1	1	6:46.286	4:44.166	1:15.593	46.527		6:46.286	2	1	3:14.330 <b>B</b>	36.752	1:19.011	1:18.567	118.8	10:00.616
3	1	4:06.432 <b>B</b>	1:50.603	1:22.550	53.279		14:07.048	4	1	3:09.648	1:17.670	1:09.328	42.650		17:16.696
5	1	2:18.961	28.667	1:06.144	44.150	167.2	19:35.657	6	1	2:22.880	33.950	1:06.498	42.432	101.2	21:58.537
7	1	2:16.129	28.049	1:06.282	41.798	177.1	24:14.666	8	1	2:16.550	27.630	1:06.710	42.210	179.4	26:31.216
9	1	2:17.229	27.332	1:06.983	42.914	171.3	28:48.445	10	1	<b>2:15.488</b>	27.326	1:05.913	42.249	172.1	31:03.933
11	1	2:18.316	27.183	1:05.549	45.584	176.8	33:22.249	12	1	2:15.560	27.982	1:05.804	<b>41.774</b>	164.0	35:37.809
13	1	2:31.368 <b>B</b>	<b>26.868</b>	1:05.313	59.187	177.7	38:09.177	14	1	3:59.715	2:12.578	<b>1:05.292</b>	41.845		42:08.892
<b>169</b> Fiat 128 SF 1. José MOREIRA 2. Paulo ANTUNES GDS															
1	1	9:34.398	7:06.502	1:26.935	1:00.961		9:34.398	2	1	3:06.577	42.166	1:30.222	54.189	96.5	12:40.975
3	1	2:43.222	34.114	1:20.076	49.032	121.7	15:24.197	4	1	2:36.764	34.370	1:15.975	46.419	135.3	18:00.961
5	1	2:33.921	31.841	1:15.638	46.442	136.3	20:34.882	6	1	2:34.756	32.788	1:16.017	45.951	153.1	23:09.638
7	1	<b>2:29.179</b>	31.536	1:12.359	<b>45.284</b>	157.2	25:38.817	8	1	2:31.069	32.212	1:13.023	45.834	153.3	28:09.886
9	1	2:36.069	32.596	1:15.264	48.209	157.0	30:45.955	10	1	2:47.295 <b>B</b>	31.566	<b>1:11.370</b>	1:04.359	150.4	33:33.250
11	1	5:32.016	3:32.365	1:12.866	46.785		39:05.266	12	1	2:33.952	<b>30.727</b>	1:11.877	51.348	150.0	41:39.218
<b>185</b> Lotus Elan 1. Vítor COSTA 1971															
1	1	6:04.643	4:03.925	1:16.818	43.900		6:04.643	2	1	3:16.892	38.777	1:35.863	1:02.252	131.7	9:21.535
3	1	3:11.037	44.764	1:33.005	53.268	85.1	12:32.572	4	1	<b>2:21.433</b>	<b>28.747</b>	<b>1:09.431</b>	<b>43.255</b>	162.8	14:54.005
5	1	2:26.573	32.508	1:10.673	43.392	135.6	17:20.578	6	1	2:26.262	30.516	1:10.873	44.873	151.4	19:46.840
7	1	2:26.143	30.827	1:11.217	44.099	135.9	22:12.983	8	1	3:05.524 <b>B</b>	32.627	1:26.660	1:06.237	134.6	25:18.507
9	1	4:58.120 <b>B</b>	2:24.569	1:30.811	1:02.740		30:16.627	10	1	6:02.224 <b>B</b>	3:34.466	1:25.376	1:02.382		36:18.851
<b>188</b> Porsche 2.5 ST 1. Jordi PRENAFETA 1971															
1	1	4:51.695	2:54.022	1:13.392	44.281		4:51.695	2	1	2:39.796	30.604	1:17.270	51.922	149.6	7:31.491
3	1	3:25.669	40.280	1:40.224	1:05.165	101.8	10:57.160	4	1	2:55.982	48.377	1:24.008	43.597	69.9	13:53.142
5	1	2:23.359	28.749	1:11.279	43.331	159.7	16:16.501	6	1	2:20.846	28.984	1:08.474	43.388	152.9	18:37.347
7	1	2:32.532 <b>B</b>	29.258	1:09.283	53.991	166.4	21:09.879	8	1	4:44.507	2:51.325	1:10.486	42.696		25:54.386
9	1	2:18.847	27.868	1:07.770	43.209	177.4	28:13.233	10	1	2:17.952	28.837	1:06.825	42.290	182.1	30:31.185
11	1	2:15.701	27.306	1:06.236	<b>42.159</b>	180.9	32:46.886	12	1	2:20.981	27.352	1:09.145	44.484	191.2	35:07.867
13	1	2:16.910	27.448	1:06.784	42.678	174.9	37:24.777	14	1	2:18.171	<b>27.262</b>	1:08.281	42.628	176.5	39:42.948
15	1	<b>2:15.451</b>	27.623	<b>1:05.474</b>	42.354	178.8	41:58.399								
<b>196</b> Porsche 356 B 1. Pedro MORIYON 2. José CARVALHOSA 1965															
1	1	4:00.148	1:56.255	<b>1:18.558</b>	<b>45.335</b>		4:00.148								
<b>211</b> Alfa Romeo GTAM 1. João SARDINHA 2. Mário NETO 1971															
1	1	12:40.668 <b>B</b>	1:45.944				12:40.668								
<b>220</b> Alfa Romeo Ti Super 1. Paulo ROMPANTE GTP															
1	1	5:21.848	3:20.949	1:17.030	43.869		5:21.848	2	1	2:26.341	28.401	1:10.243	47.697	162.5	7:48.189
3	1	3:14.448	41.736	1:31.805	1:00.907	74.1	11:02.637	4	1	2:53.729	49.762	1:21.801	42.166	64.7	13:56.366
5	1	<b>2:13.346</b>	<b>26.915</b>	1:05.281	<b>41.150</b>	172.1	16:09.712	6	1	2:14.455	27.535	1:05.721	41.199	165.7	18:24.167
7	1	2:13.786	27.421	<b>1:04.904</b>	41.461	163.7	20:37.953								





IBERIAN HISTORIC ENDURANCE  
ESTORIL CLASSICS  
QUALIFYING

Sector Analysis

■ Personal Best ■ Session Best B Crossing the finish line in pit lane

Lap	D	Time	Sector 1	Sector 2	Sector 3	T. Spd	Elapsed	Lap	D	Time	Sector 1	Sector 2	Sector 3	T. Spd	Elapsed
5	1	2:11.165	26.246	1:04.270	40.649	187.0	15:58.871								
6	1	2:13.008	28.080	1:04.413	40.515	171.6	18:11.879								
7	1	2:12.490	26.963	1:04.904	40.623	188.6	20:24.369								
8	1	2:24.046 <b>B</b>	26.208	1:03.479	54.359	180.9	22:48.415								
9	1	3:39.974	1:55.800	1:03.981	40.193		26:28.389								
10	1	2:08.895	25.702	1:02.397	40.796	187.3	28:37.284								
11	1	2:09.922	25.988	1:02.425	41.509	189.9	30:47.206								
12	1	2:09.127	26.102	1:03.212	<b>39.813</b>	171.9	32:56.333								
13	1	2:09.692	25.686	1:02.240	41.766	179.1	35:06.025								
14	1	<b>2:07.224</b>	<b>25.539</b>	<b>1:01.775</b>	39.910	190.2	37:13.249								
15	1	2:07.990	25.953	1:02.188	39.849	177.4	39:21.239								
16	1	2:08.079	25.570	1:02.485	40.024	177.4	41:29.318								