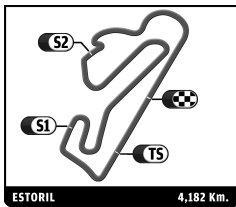


SIXTIES' ENDURANCE
ESTORIL CLASSICS
PRIVATE PRACTICE

Sector Analysis

Lap	D	Time	Sector 1	Sector 2	Sector 3	T. Spd	Elapsed	Lap	D	Time	Sector 1	Sector 2	Sector 3	T. Spd	Elapsed			
2	Jaguar E-Type 3.8 1964 1. Guy Fabrice MESTROT 2. José DA ROCHA							GT4	9	1	19:19.313	...	1:03.298	39.553		38:37.433		
	10	1	2:06.936	25.243	1:02.302	39.391	182.7		40:44.369									
	1	1	3:21.063	B 1:07.161	1:16.450	57.452			3:21.063									
	2	2	3:31.696	1:46.335	1:05.863	39.498			6:52.759									
	3	2	2:08.672	26.640	1:02.731	39.301	183.3		9:01.431									
	4	2	2:10.171	26.601	1:03.433	40.137	176.0		11:11.602									
	5	2	2:13.533	26.485	1:06.162	40.886	183.9		13:25.135									
	6	2	2:09.134	26.664	1:03.122	39.348	170.8		15:34.269									
	7	2	2:09.413	26.046	1:03.899	39.468	185.7		17:43.682									
	8	2	2:38.349	B 28.412	1:15.447	54.490	189.6		20:22.031									
	9	1	5:36.763	B 3:17.325	1:08.488	1:10.950			25:58.794									
	10	1	10:24.204	8:40.642	1:04.107	39.455			36:22.998									
	11	2	2:08.629	27.789	1:02.250	38.590	169.2		38:31.627									
12	1	2:06.941	25.372	1:02.355	39.214	186.4	40:38.568											
3	Jaguar E-Type 3.8 1963 1. Armand MILLE 2. Yves SCEMAMA							GT4	1	1	2:52.946	B 52.146	1:07.615	53.185		2:52.946		
	2	1	3:20.663	1:35.172	1:05.538	39.953			6:13.609									
	3	1	2:09.252	26.975	1:02.743	39.534	165.2		8:22.861									
	4	1	2:06.663	25.524	1:02.163	38.976	174.6		10:29.524									
	5	1	2:09.127	26.019	1:02.312	40.796	174.9		12:38.651									
	6	1	2:06.302	25.458	1:01.846	38.998	179.1		14:44.953									
	7	1	2:07.239	25.462	1:02.207	39.570	167.7		16:52.192									
	8	1	2:06.010	25.318	1:01.215	39.477	169.0		18:58.202									
	9	1	2:26.801	B 26.533	1:07.834	52.434	164.2		21:25.003									
	10	1	4:39.269	B 2:35.496	1:06.139	57.634			26:04.272									
	11	1	9:41.779	7:57.650	1:05.540	38.589			35:46.051									
	12	1	2:08.313	25.583	1:03.130	39.600	178.8		37:54.364									
	13	1	2:06.457	25.570	1:01.644	39.243	177.4		40:00.821									
4	Jaguar E-Type 3.8 1963 1. Christophe SCHWARTZ 2. Lisa SCHWARTZ							GT4	1	1	2:55.507	1:01.277	1:10.391	43.839		2:55.507		
	2	1	2:20.583	29.085	1:08.477	43.021	152.4		5:16.090									
	3	1	2:15.892	27.811	1:06.758	41.323	182.1		7:31.982									
	4	1	2:15.529	27.823	1:05.816	41.890	175.7		9:47.511									
	5	1	2:15.545	27.605	1:06.235	41.705	173.8		12:03.056									
	6	1	2:14.873	26.754	1:06.745	41.374	179.7		14:17.929									
	7	1	2:17.522	27.722	1:06.121	43.679	178.0		16:35.451									
	8	1	2:25.159	B 27.315	1:06.962	50.882	180.6		19:00.610									
	9	2	8:31.047	B 5:54.033	1:31.447	1:05.567			27:31.657									
	10	2	9:21.504	7:07.893	1:22.722	50.889			36:53.161									
	11	2	2:42.729	33.478	1:20.313	48.938	142.2		39:35.890									
	12	2	2:57.151	B 32.540	1:21.763	1:02.848	143.7		42:33.041									
	7	Lotus Elan 26R 1963 1. Eugène DELEPLANQUE							GT2	1	1	2:58.153	1:09.203	1:08.216	40.734		2:58.153	
2		1	2:12.824	28.210	1:04.904	39.710	163.2	5:10.977										
3		1	2:09.109	25.844	1:03.837	39.428	193.2	7:20.086										
4		1	2:05.367	25.241	1:01.137	38.989	195.6	9:25.453										
5		1	2:15.646	B 25.383	1:01.506	48.757	208.1	11:41.099										
6		1	3:13.620	1:31.292	1:02.616	39.712		14:54.719										
7		1	2:07.543	25.775	1:02.127	39.641	210.1	17:02.262										
8		1	2:15.858	B 25.916	1:03.408	46.534	192.2	19:18.120										
12		Shelby Cobra 289 1963 1. Charles de VILLAUCOURT								GT5	1	1	3:48.635	1:50.765	1:15.299	42.571		3:48.635
		2	1	2:14.257	28.173	1:06.952	39.132	155.4			6:02.892							
		3	1	2:07.653	26.345	1:02.024	39.284	166.7			8:10.545							
		4	1	2:21.698	B 25.406	1:06.218	50.074	172.4			10:32.243							
		5	1	3:46.034	2:05.831	1:01.535	38.668				14:18.277							
	6	1	2:05.019	25.492	1:00.605	38.922	188.0	16:23.296										
	7	1	2:03.066	24.867	59.965	38.234	188.9	18:26.362										
	8	1	2:04.232	24.913	1:00.326	38.993	197.4	20:30.594										
	9	1	2:03.901	24.660	1:01.000	38.241	199.1	22:34.495										
	10	1	2:19.103	B 24.773	1:00.233	54.097	191.2	24:53.598										
	11	1	11:28.527	9:38.591	1:08.450	41.486		36:22.125										
	12	1	2:15.652	29.515	1:05.016	41.121	166.2	38:37.777										
	13	1	2:14.035	26.576	1:06.898	40.561	167.5	40:51.812										
26	Lotus Elan 26R 1965 1. Patrick SOURY							GT2	1	1	2:58.808	1:12.595	1:05.498	40.715		2:58.808		
	2	1	2:13.657	28.335	1:05.123	40.199	166.2		5:12.465									
	3	1	2:12.912	26.093	1:04.938	41.881	207.4		7:25.377									
	4	1	2:07.385	25.497	1:02.397	39.491	198.1		9:32.762									
	5	1	2:07.829	25.001	1:02.939	39.889	212.1		11:40.591									
	6	1	2:23.789	B 26.057	1:03.695	54.037	198.8		14:04.380									
	7	1	3:47.094	2:00.119	1:05.695	41.280			17:51.474									
	8	1	2:10.414	26.937	1:03.716	39.761	201.3		20:01.888									
	9	1	2:07.717	25.112	1:03.215	39.390	217.1		22:09.605									
	10	1	2:08.764	24.724	1:03.719	40.321	208.1		24:18.369									
	11	1	2:58.410	B 26.753	1:27.177	1:04.480	208.9		27:16.779									
	12	1	9:25.789	7:38.256	1:07.414	40.119			36:42.568									
	13	1	2:09.630	26.376	1:02.465	40.789	207.4		38:52.198									
14	1	2:08.436	25.544	1:03.603	39.289	219.3	41:00.634											
27	Jaguar E-Type 3.8 1964 1. Maurizio BIANCO							GT4	1	1	4:13.297	B 2:03.375	1:11.526	58.396		4:13.297		
	2	1	3:38.019	1:50.622	1:06.602	40.795			7:51.316									
	3	1	2:06.868	25.628	1:02.149	39.091	175.4		9:58.184									
	4	1	2:03.456	24.966	1:00.024	38.466	185.1		12:01.640									
	5	1	2:02.446	24.405	59.889	38.152	198.4		14:04.086									
	6	1	2:01.849	24.572	59.440	37.837	198.1		16:05.935									
	7	1	2:01.268	24.076	59.226	37.966	203.9		18:07.203									
	8	1	2:20.911	B 24.773	1:03.348	52.790	187.0		20:28.114									
	9	1	17:25.459	...	1:05.114	39.336			37:53.573									
	10	1	2:11.795	27.228	1:03.514	41.053	184.5		40:05.368									
	31	Shelby Cobra 289 1964 1. Charles FIRMENICH 2. Henry MOSER							GT5	1	1	3:09.587	1:23.923	1:06.144	39.520		3:09.587	
		2	1	2:02.897	24.803	59.427	38.667			197.7	5:12.484							
		3	1	2:04.530	24.581	1:01.217	38.732			199.1	7:17.014							
4		1	2:01.757	24.253	59.406	38.098	204.3	9:18.771										
5		1	2:20.606	B 24.676	1:06.922	49.008	183.6	11:39.377										
6		1	12:26.878	...	1:12.617	38.576		24:06.255										

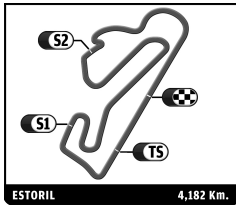


SIXTIES' ENDURANCE
ESTORIL CLASSICS
PRIVATE PRACTICE

Sector Analysis

Personal Best Session Best B Crossing the finish line in pit lane

Lap	D	Time	Sector 1	Sector 2	Sector 3	T. Spd	Elapsed	Lap	D	Time	Sector 1	Sector 2	Sector 3	T. Spd	Elapsed																															
7	1	3:00.064	B	27.855	1:19.365	1:12.844	180.9	27:06.319	4	1	2:06.998	25.415	1:01.217	40.366	182.7	8:43.469																														
8	1	9:07.818		7:25.168	1:04.096	38.554		36:14.137	5	1	2:09.409	25.525	1:03.732	40.152	188.9	10:52.878																														
9	1	2:01.315		24.064	59.142	38.109	194.9	38:15.452	6	1	2:32.896	26.395	1:26.347	40.154	176.0	13:25.774																														
10	1	2:00.600		23.831	58.901	37.868	201.3	40:16.052	7	1	2:07.979	26.743	1:01.387	39.849	162.1	15:33.753																														
42 Porsche 911 2.0L 1965 1. Stephan KOENIG 2. Philipp KOENIG GT2								8								1	2:07.729	25.772	1:02.360	39.597	191.9	17:41.482																								
1								1	3:20.104	1:21.664	1:14.113	44.327		3:20.104	9								1	2:05.983	25.282	1:01.211	39.490	187.6	19:47.465																	
2								1	2:23.037	30.180	1:09.481	43.376	153.1	5:43.141	10								1	2:06.594	25.679	1:01.286	39.629	185.4	21:54.059																	
3								1	2:21.129	28.993	1:09.009	43.127	154.1	8:04.270	11								1	2:19.474	B	25.227	1:04.127	50.120	203.9	24:13.533																
46 Lotus Elan 26R 1963 1. Christian BOURIEZ GT2								12								2	11:21.146	9:41.193	1:01.318	38.635		35:34.679	13								2	2:04.543	24.503	1:01.043	38.997	195.3	37:39.222									
1								1	3:50.156	1:55.128	1:12.185	42.843		3:50.156	14								2	2:03.908	24.808	1:00.571	38.529	193.6	39:43.130	15								2	2:11.653	B	24.447	1:00.422	46.784	192.5	41:54.783	
2								1	2:14.781	27.245	1:06.847	40.689	158.3	6:04.937	61 Morgan SLR 1961 1. James BELLINGER 2. Julian THOMAS GT3								1								2	2:43.521	57.044	1:05.953	40.524		2:43.521									
3								1	2:11.784	26.997	1:03.492	41.295	175.4	8:16.721	2								2	2:10.907	27.384	1:03.530	39.993	158.1	4:54.428	3								2	2:11.633	26.363	1:03.986	41.284	173.5	7:06.061		
4								1	2:10.626	26.225	1:03.987	40.414	183.0	10:27.347	4								2	2:08.806	25.938	1:02.636	40.232	180.0	9:14.867	5								2	2:08.474	26.181	1:02.380	39.913	174.3	11:23.341		
5								1	2:24.245	B	26.872	1:05.895	51.478	178.3	12:51.592	6								2	2:09.224	25.822	1:02.808	40.594	180.9	13:32.565	7								2	2:08.932	26.115	1:02.676	40.141	169.8	15:41.497	
6								1	4:47.636	3:02.157	1:04.780	40.699		17:39.228	8								2	2:29.711	B	25.636	1:05.061	59.014	184.5	18:11.208	9								1	4:02.658	2:18.565	1:03.829	40.264		22:13.866	
7								1	2:20.291	B	28.093	1:03.782	48.416	157.2	19:59.519	10								1	2:13.346	28.401	1:05.213	39.732	215.4	24:27.212	11								1	3:08.019	B	28.257	1:31.441	1:08.321	197.0	27:35.231
8								1	7:42.573	B	5:06.538	1:25.683	1:10.352		27:42.092	12								1	8:47.012	7:02.650	1:04.426	39.936		36:22.243	13								1	2:07.479	25.605	1:02.203	39.671	190.6	38:29.722	
9								1	11:16.006	9:31.009	1:04.537	40.460		38:58.098	14								1	2:07.479	25.605	1:02.203	39.671	190.6	38:29.722	14								1	2:07.479	25.605	1:02.203	39.671	190.6	40:37.061		
10								1	2:09.248	25.990	1:03.553	39.705	192.2	41:07.346	64 Shelby Cobra 289 1965 1. Leon EBELING 2. Andrew NEWALL GT5								1								1	2:28.018	50.129	1:00.143	37.746		2:28.018									
49 Shelby Cobra Daytona Coupe 1965 1. Maxime GUENAT 2. Guillaume MAHE GT5								1								1	3:24.334	1:33.742	1:10.011	40.581		3:24.334	2								1	2:02.327	25.739	59.383	37.205	170.8	4:30.345									
2								1	2:09.646	26.684	1:03.985	38.977	166.9	5:33.980	3								1	2:10.537	B	25.086	59.005	46.446	183.0	6:40.882	4								1	4:11.752	2:34.263	59.149	38.340		10:52.634	
3								1	2:17.391	B	26.488	1:01.897	49.006	167.5	7:51.371	5								1	2:02.930	25.656	59.357	37.917	178.5	12:55.564	6								1	2:02.190	25.148	59.591	37.451	173.5	14:57.754	
4								1	3:03.526	1:25.194	1:00.608	37.724		10:54.897	7								1	2:01.511	24.390	58.839	38.282	190.2	16:59.265	8								1	2:01.545	25.285	58.885	37.375	180.3	19:00.810		
5								1	2:04.803	25.221	1:01.173	38.409	185.1	12:59.700	9								1	2:01.293	25.320	58.304	37.669	178.8	21:02.103	10								1	2:13.010	B	24.675	1:02.104	46.231	177.1	23:15.113	
6								1	2:03.363	24.237	1:00.309	38.817	203.2	15:03.063	11								2	12:27.789	...	1:00.961	37.965		35:42.902	12								2	2:02.827	24.272	1:00.170	38.385	204.7	37:45.729		
7								1	2:06.485	24.819	1:01.249	40.417	196.3	17:09.548	13								2	2:02.662	24.243	1:00.212	38.207	202.0	39:48.391	14								2	2:03.024	24.061	1:00.826	38.137	203.2	41:51.415		
8								1	2:02.847	24.695	1:00.203	37.949	193.6	19:12.395	67 Shelby Mustang GT350 1965 1. Thomas STUDER GT5								1								1	3:55.254	1:58.683	1:12.909	43.662		3:55.254									
9								1	2:03.091	24.614	1:00.127	38.350	203.2	21:15.486	2								1	2:12.837	28.170	1:04.354	40.313	165.4	6:08.091	3								1	2:10.378	26.439	1:03.835	40.104	176.5	8:18.469		
10								1	2:12.279	B	24.569	1:00.660	47.050	198.8	23:27.765	4								1	2:11.607	26.830	1:03.933	40.844	170.6	10:30.076	5								1	2:23.682	B	26.746	1:03.841	53.095	169.5	12:53.758
11								1	13:37.619	B	...	1:28.012	1:05.191		37:05.384	6								1	3:29.937	1:47.216	1:02.464	40.257		16:23.695	7								1	2:07.913	25.927	1:02.205	39.781	176.5	18:31.608	
51 Shelby Cobra 289 1963 1. Maxime GUENAT 2. Guillaume MAHE GT5								1								2	5:16.942	3:35.748	1:01.520	39.674		5:16.942	8								1	2:07.944	25.742	1:02.193	40.009	184.5	20:39.552									
2								2	2:17.892	B	24.987	1:00.843	52.062	201.3	7:34.834	9								1	2:07.944	25.742	1:02.193	40.009	184.5	20:39.552	10								2	2:02.662	24.243	1:00.212	38.207	202.0	39:48.391	
3								2	5:27.606	3:48.257	1:00.724	38.625		13:02.440	11								2	2:02.662	24.243	1:00.212	38.207	202.0	39:48.391	12								2	2:02.662	24.243	1:00.212	38.207	202.0	39:48.391		
4								2	2:03.617	24.767	1:00.290	38.560	195.6	15:06.057	13								2	2:02.662	24.243	1:00.212	38.207	202.0	39:48.391	14								2	2:03.024	24.061	1:00.826	38.137	203.2	41:51.415		
5								2	2:03.166	24.797	1:00.019	38.350	185.7	17:09.223	14								2	2:03.024	24.061	1:00.826	38.137	203.2	41:51.415	15								2	2:03.024	24.061	1:00.826	38.137	203.2	41:51.415		
6								2	2:02.773	24.192	1:00.316	38.265	184.8	19:11.996	16								2	2:03.024	24.061	1:00.826	38.137	203.2	41:51.415	17								2	2:03.024	24.061	1:00.826	38.137	203.2	41:51.415		
7								2	2:03.078	24.397	59.708	38.973	202.4	21:15.074	18								2	2:03.024	24.061	1:00.826	38.137	203.2	41:51.415	19								2	2:03.024	24.061	1:00.826	38.137	203.2	41:51.415		
8								2	2:18.844	B	25.771	1:02.210	50.863	197.0	23:33.918	20								2	2:03.024	24.061	1:00.826	38.137	203.2	41:51.415	21								2	2:03.024	24.061	1:00.826	38.137	203.2	41:51.415	
9								2	12:36.002	...	1:01.925	38.133		36:09.920	22								2	2:03.024	24.061	1:00.826	38.137	203.2	41:51.415	23								2	2:03.024	24.061	1:00.826	38.137	203.2	41:51.415		
10								2	2:02.789	24.592	1:00.255	37.942	185.1	38:12.709	24								2	2:03.024	24.061	1:00.826	38.137	203.2	41:51.415	25								2	2:03.024	24.061	1:00.826	38.137	203.2	41:51.415		
11								2	2:02.960	24.698	59.879	38.383	188.0	40:15.669	55 Shelby Cobra 289 1963 1. Jean-Luc BLANCHEMAIN 2. Christophe VAN RIET GT5								1								1	2:22.197	36.116	1:05.229	40.852		2:22.197									
1								1	2:22.197	36.116	1:05.229	40.852		2:22.197	2								1	2:08.248	26.455	1:02.113	39.680	163.2	4:30.445	3								1	2:06.026	25.612	1:01.335	39.079	177.7	6:36.471		
2								1	2:08.248	26.455	1:02.113	39.680	163.2	4:30.445	2								1	2:08.248	26.455	1:02.113	39.680	163.2	4:30.445	3								1	2:06.026	25.612	1:01.335	39.079	177.7	6:36.471		
3								1	2:06.026	25.612	1:01.335	39.079	177.7	6:36.471	3								1	2:06.026	25.612	1:01.335	39.079	177.7	6:36.471	4								1	2:06.026	25.612	1:01.335	39.079	177.7	6:36.471		

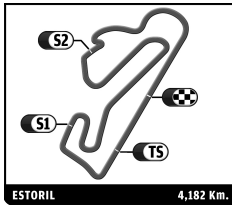


SIXTIES' ENDURANCE
ESTORIL CLASSICS
PRIVATE PRACTICE

Sector Analysis

Personal Best Session Best B Crossing the finish line in pit lane

Lap	D	Time	Sector 1	Sector 2	Sector 3	T. Spd	Elapsed	Lap	D	Time	Sector 1	Sector 2	Sector 3	T. Spd	Elapsed		
9	1	2:08.747	25.633	1:02.771	40.343	181.5	22:48.299	9	1	2:32.696	B	28.173	1:11.038	53.485	180.3	25:06.849	
10	1	2:08.546	25.648	1:02.623	40.275	179.4	24:56.845	10	1	10:52.270	8:58.427	1:10.693	43.150			35:59.119	
11	1	3:05.186	B	33.549	1:21.762	1:09.875	137.8	28:02.031	11	1	2:20.533	29.098	1:08.608	42.827	178.8	38:19.652	
									12	1	2:19.795	27.441	1:08.500	43.854	186.4	40:39.447	
68 Jaguar E-Type 3.8 1962 1. Dirk EBELING 2. Christian SCOEDEL GT4								89 Jaguar E-Type 3.8 1962 1. Carlos BARBOSA 2. Miguel BARBOSA GT4									
1	1	2:43.225	54.383	1:08.001	40.841		2:43.225	1	2	3:30.624	1:31.977	1:15.198	43.449			3:30.624	
2	1	2:13.338	28.810	1:05.007	39.521	144.1	4:56.563	2	2	2:15.246	27.698	1:07.185	40.363	169.5	5:45.870		
3	1	2:18.688	B	27.946	1:01.596	49.146	131.9	7:15.251	3	2	2:10.388	26.639	1:03.383	40.366	168.5	7:56.258	
4	1	5:02.128	3:19.756	1:02.075	40.297		12:17.379	4	2	2:24.746	B	25.174	1:02.518	57.054	188.6	10:21.004	
5	1	2:08.360	25.913	1:03.209	39.238	185.7	14:25.739	5	2	4:27.824	2:45.826	1:02.525	39.473			14:48.828	
6	1	2:06.209	24.498	1:02.082	39.629	213.4	16:31.948	6	2	2:07.042	25.825	1:01.648	39.569	176.5	16:55.870		
7	1	2:06.575	25.491	1:02.123	38.961	179.7	18:38.523	7	2	2:04.751	25.186	1:00.623	38.942	184.2	19:00.621		
8	1	2:19.621	B	25.645	1:02.457	51.519	189.2	20:58.144	8	2	2:20.410	B	27.082	1:03.258	50.070	175.7	21:21.031
9	1	16:54.079	B	...	1:14.814	56.261	37:52.223	9	2	14:54.675	...	1:12.766	42.776			36:15.706	
10	1	4:42.930	B	2:14.073	1:33.471	55.386	42:35.153	10	2	2:11.390	26.807	1:04.912	39.671	172.4	38:27.096		
									11	2	2:12.664	26.121	1:05.685	40.858	184.2	40:39.760	
72 Austin-Healey 3000 Mk I 1960 1. François FILLON 2. André RAULIN GT3								90 Jaguar E-Type 3.8 1964 1. Carlos F. CRUZ 2. Miguel AMARAL GT4									
1	1	2:39.470	43.224	1:13.698	42.548		2:39.470	1	1	2:58.200	1:18.146	1:01.669	38.385			2:58.200	
2	1	2:25.141	30.312	1:11.892	42.937	178.3	5:04.611	2	1	2:07.029	25.484	1:01.747	39.798	184.8	5:05.229		
3	1	2:31.404	32.835	1:14.504	44.065	159.0	7:36.015	3	1	2:43.493	B	24.369	1:05.945	1:13.179	199.5	7:48.722	
4	1	2:27.839	29.563	1:13.365	44.911	169.0	10:03.854	4	1	5:32.939	3:45.516	1:06.482	40.941			13:21.661	
5	1	2:19.131	27.873	1:07.373	43.885	177.7	12:22.985	5	1	2:07.931	26.251	1:02.035	39.645	177.4	15:29.592		
6	1	2:16.818	27.708	1:07.058	42.052	198.8	14:39.803	6	1	2:31.420	26.336	1:24.633	40.451	184.8	18:01.012		
7	1	2:18.234	28.398	1:07.502	42.334	189.2	16:58.037	7	1	2:08.229	25.838	1:02.336	40.055	187.6	20:09.241		
8	1	2:21.593	28.483	1:10.585	42.525	179.1	19:19.630	8	1	2:19.102	B	25.470	1:01.554	52.078	190.2	22:28.343	
9	1	2:17.140	27.653	1:07.400	42.087	188.9	21:36.770										
10	1	2:21.842	27.622	1:10.077	44.143	192.5	23:58.612										
11	1	2:56.637	B	27.477	1:24.987	1:04.173	181.2	26:55.249									
75 Lotus Elan 26R 1965 1. Simon EVANS GT2								91 Porsche 911 2.0L 1965 1. Francisco SA CARNEIRO 2. Joao CANNAS GT2									
1	1	2:57.668	1:08.454	1:07.917	41.297		2:57.668	1	2	3:33.157	1:39.656	1:10.075	43.426			3:33.157	
2	1	2:12.069	28.042	1:04.916	39.111	159.9	5:09.737	2	2	2:23.601	28.765	1:10.098	44.738	158.6	5:56.758		
3	1	2:08.421	25.903	1:02.167	40.351	185.4	7:18.158	3	2	2:21.567	27.490	1:08.715	45.362	179.4	8:18.325		
4	1	2:04.194	24.681	1:01.205	38.308	195.3	9:22.352	4	2	2:18.609	28.506	1:07.441	42.662	162.3	10:36.934		
5	1	2:13.597	B	24.437	1:01.350	47.810	215.0	11:35.949	5	2	2:17.617	27.126	1:07.056	43.435	191.2	12:54.551	
6	1	5:11.464	3:21.902	1:07.358	42.204		16:47.413	6	2	2:18.876	27.452	1:07.795	43.629	195.6	15:13.427		
7	1	2:12.801	26.491	1:04.571	41.739	186.1	19:00.214	7	2	2:21.368	28.853	1:09.197	43.318	196.7	17:34.795		
									8	2	2:32.531	B	27.655	1:10.707	54.169	193.6	20:07.326
									9	1	4:29.741	2:34.335	1:11.829	43.577			24:37.067
									10	1	3:08.017	B	31.723	1:26.634	1:09.660	172.4	27:45.084
									11	1	8:56.179	7:02.030	1:10.855	43.294			36:41.263
									12	1	2:19.473	28.260	1:07.647	43.566	189.2	39:00.736	
									13	1	2:19.570	27.473	1:07.479	44.618	186.1	41:20.306	
79 Lotus Elan 26R 1964 1. Stéphane GUTZWILLER 2. Victor GUTZWILLER GT2								99 Lotus XI 1500 1956 1. Serge KRINKOFF SP2									
1	1	35:51.463	...	1:09.345	41.468		35:51.463	1	1	4:02.279	1:49.691	1:23.990	48.598			4:02.279	
2	1	2:13.351	26.888	1:05.540	40.923	185.7	38:04.814	2	1	2:20.969	31.114	1:08.259	41.596	138.1	6:23.248		
3	1	2:13.064	26.836	1:05.272	40.956	187.3	40:17.878	3	1	2:21.586	25.304	1:16.714	39.568	192.5	8:44.834		
									4	1	2:06.060	25.033	1:01.828	39.199	194.6	10:50.894	
									5	1	2:08.648	26.190	1:02.242	40.216	186.4	12:59.542	
									6	1	2:39.417	B	25.440	1:14.300	59.677	188.3	15:38.959
									7	1	6:35.346	4:47.795	1:07.976	39.575			22:14.305
									8	1	2:04.957	24.978	1:00.915	39.064	205.0	24:19.262	
									9	1	3:00.480	B	26.387	1:27.597	1:06.496	200.6	27:19.742

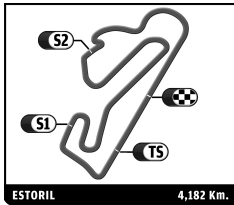


SIXTIES' ENDURANCE
ESTORIL CLASSICS
PRIVATE PRACTICE

Sector Analysis

Personal Best Session Best B Crossing the finish line in pit lane

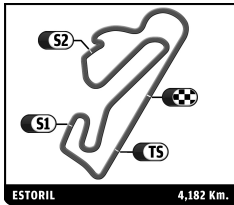
Lap	D	Time	Sector 1	Sector 2	Sector 3	T. Spd	Elapsed	Lap	D	Time	Sector 1	Sector 2	Sector 3	T. Spd	Elapsed
100	Jaguar E-Type 3.8 1963 1.Sébastien BERCHON GT4							12	1	9:38.146	7:59.409	1:00.332	38.405		35:38.263
	1	2:31.452	45.068	1:06.429	39.955		2:31.452	13	1	2:03.680	24.911	1:00.252	38.517	188.3	37:41.943
	2	2:07.069	25.496	1:02.322	39.251	174.6	4:38.521	14	1	2:02.632	24.663	59.730	38.239	188.0	39:44.575
	3	2:04.204	25.309	1:00.337	38.558	179.7	6:42.725	15	1	2:03.540	24.336	1:00.067	39.137	195.6	41:48.115
	4	2:05.128	25.744	1:00.397	38.987	203.2	8:47.853								
	5	2:13.298	32.209	1:01.717	39.372	177.7	11:01.151								
	6	2:08.160	25.147	1:02.869	40.144	193.2	13:09.311								
	7	2:13.251 B	24.904	1:01.020	47.327	190.6	15:22.562								
	8	4:50.359	3:05.797	1:03.700	40.862		20:12.921								
	9	2:04.513	24.848	1:00.974	38.691	190.2	22:17.434								
	10	2:06.233	26.237	1:01.155	38.841	174.3	24:23.667								
	11	2:58.872 B	25.129	1:25.261	1:08.482	192.9	27:22.539								
	12	8:49.813	7:09.590	1:01.261	38.962		36:12.352								
	13	2:14.992 B	25.089	1:00.829	49.074	173.8	38:27.344								
110	Morgan Plus 4 Super Sports 1961 1.Gonzague RUCHAUD GT3 2.Hugo PAYEN							1	2	3:25.220	1:22.916	1:16.018	46.286		3:25.220
	2	2:30.936	31.305	1:14.924	44.707	139.7	5:56.156	3	2	2:20.403	28.768	1:08.960	42.675	164.2	8:16.559
	4	2:16.956	27.959	1:06.964	42.033	167.2	10:33.515	5	2	2:15.211	27.472	1:06.327	41.412	178.0	12:48.726
	6	2:15.890	27.653	1:06.021	42.216	172.4	15:04.616	7	2	2:28.728 B	30.236	1:08.170	50.322	140.3	17:33.344
	8	7:10.842	5:20.761	1:07.723	42.358		24:44.186	9	1	3:03.601 B	31.548	1:22.313	1:09.740	167.2	27:47.787
	10	8:48.483	6:59.649	1:07.387	41.447		36:36.270	11	1	2:16.446	27.312	1:06.899	42.235	178.8	38:52.716
	12	2:14.668	27.360	1:06.157	41.151	188.6	41:07.384								
114	MG B 1963 1.Cédric TERNOIS GT2 2.Olivier HUCHER							1	1	3:23.277	1:12.930	1:20.588	49.759		3:23.277
	2	2:34.317	31.669	1:15.369	47.279	151.2	5:57.594	3	1	2:28.670	29.907	1:13.094	45.669	157.9	8:26.264
	4	2:28.007	29.585	1:12.005	46.417	178.0	10:54.271	5	1	2:29.353	30.719	1:12.511	46.123	171.9	13:23.624
	6	2:29.556	30.702	1:12.361	46.493	160.6	15:53.180	7	1	2:23.433	29.218	1:09.946	44.269	181.8	18:16.613
	8	2:24.121	28.757	1:10.805	44.559	186.1	20:40.734	9	1	2:37.611 B	30.031	1:10.794	56.786	158.6	23:18.345
	10	2	13:17.040	...	1:25.673	50.560	36:35.385	11	2	2:39.705	32.713	1:20.087	46.905	151.6	39:15.090
	12	2:33.965	32.057	1:15.674	46.234	170.0	41:49.055								
149	Lotus XV 1958 1.Bill STEPHENS GT2 2.Will STEPHENS							1	1	4:57.188	2:53.530	1:17.087	46.571		4:57.188
	2	2:30.246	31.776	1:12.764	45.706	133.5	7:27.434	3	1	2:37.637 B	29.360	1:11.738	56.539	163.5	10:05.071
	4	2:25.385	3:34.540	1:07.969	42.876		15:30.456	5	2	2:24.332	27.986	1:10.495	45.851	161.3	17:54.788
	6	2:18.364	27.440	1:08.336	42.588	178.5	20:13.152	7	2	2:27.415 B	26.598	1:06.527	54.290	185.1	22:40.567
160	Lotus XV 1958 1.Michael BIRCH GT2 2.Gareth BURNETT							1	1	2:55.344	1:02.133	1:10.708	42.503		2:55.344
	2	2:12.177	26.722	1:04.600	40.855	171.3	5:07.521	3	1	2:08.473	26.060	1:02.753	39.660	184.8	7:15.994
	4	2:05.902	25.094	1:02.017	38.791	210.5	9:21.896	5	1	2:04.518	24.712	1:01.136	38.670	216.3	11:26.414
	6	2:06.212	25.168	1:01.048	39.996	191.5	13:32.626	7	1	2:11.237 B	24.866	1:00.992	45.379	212.5	15:43.863
	8	3:55.815	2:16.367	1:00.915	38.533		19:39.678	9	1	2:04.522	24.934	1:00.962	38.626	207.0	21:44.200
	10	2:26.408	24.655	59.670	1:02.083	206.2	24:10.608								
103	MG B 1964 1.Georges ROCCHIETTA GT2 2.Charles Edouard ROUSSE							1	1	3:11.427	1:14.665	1:12.175	44.587		3:11.427
	2	2:20.563	29.577	1:07.117	43.869	160.6	5:31.990	3	1	2:29.776 B	29.462	1:08.576	51.738	162.3	8:01.766
	4	5:12.857	3:18.561	1:10.919	43.377		13:14.623	5	1	2:19.609	28.047	1:08.153	43.409	176.8	15:34.232
	6	2:21.108	28.407	1:08.676	44.025	155.9	17:55.340	7	1	2:20.882	28.195	1:08.932	43.755	181.2	20:16.222
	8	2:17.138	27.430	1:06.685	43.023	185.7	22:33.360	9	1	2:28.561 B	27.840	1:07.474	53.247	176.3	25:01.921
	10	2	11:18.218	9:19.517	1:14.843	43.858	36:20.139	11	2	2:20.561	29.686	1:09.002	41.873	155.7	38:40.700
	12	2:16.613	27.932	1:06.117	42.564	173.5	40:57.313								
104	Austin-Healey 100-4 1956 1.François de CHANTERAC GT3 2.Jérémy DA ROCHA							1	1	2:49.380	49.098	1:13.936	46.346		2:49.380
	2	2:29.391	29.482	1:12.666	47.243	166.2	5:18.771	3	1	2:25.891	30.055	1:10.794	45.042	163.2	7:44.662
	4	2:39.257 B	29.452	1:14.876	54.929	160.2	10:23.919	5	1	4:42.710	2:47.279	1:10.689	44.742		15:06.629
	6	2:21.720	29.367	1:08.925	43.428	150.8	17:28.349	7	1	2:29.763 B	28.231	1:08.863	52.669	180.3	19:58.112
	8	2	3:36.244	1:44.490	1:08.436	43.318	23:34.356	9	2	2:42.697 B	29.187	1:11.608	1:01.902	176.3	26:17.053
109	Shelby Cobra Daytona Coupe 1965 1.Olivier BREITTMAYER GT5 2.Emile BREITTMAYER							1	1	2:26.279	37.986	1:07.025	41.268		2:26.279
	2	2:12.267	27.233	1:05.295	39.739	181.5	4:38.546	3	1	2:06.889	26.141	1:01.373	39.375	171.3	6:45.435
	4	2:05.123	24.426	1:01.537	39.160	209.3	8:50.558	5	1	2:07.322	27.213	1:00.811	39.298	205.4	10:57.880
	6	2:09.726	26.408	1:03.615	39.703	203.9	13:07.606	7	1	2:04.455	24.310	1:00.081	40.064	201.7	15:12.061
	8	2:16.408 B	24.365	1:00.237	51.806	201.7	17:28.469	9	1	3:49.538	2:03.150	1:06.401	39.987		21:18.007
	10	2:05.849	25.191	1:01.473	39.185	188.3	23:23.856	11	1	2:36.261 B	24.960	1:00.915	1:10.386	194.9	26:00.117



SIXTIES' ENDURANCE
ESTORIL CLASSICS
PRIVATE PRACTICE

Sector Analysis

ESTORIL 4.182 Km.							ESTORIL 4.182 Km.										
Lap	D	Time	Sector 1	Sector 2	Sector 3	T. Spd	Elapsed	Lap	D	Time	Sector 1	Sector 2	Sector 3	T. Spd	Elapsed		
11	1	2:58.440	B	25.131	1:19.858	1:13.451	205.4	27:09.048	1	2	2:32.346	46.070	1:06.628	39.648	2:32.346		
12	2	9:17.653		7:38.590	1:01.191	37.872	36:26.701	2	2	2:08.867	25.826	1:03.511	39.530	175.4	4:41.213		
13	2	2:03.230		25.057	1:00.114	38.059	210.5	38:29.931	3	2	2:07.744	26.212	1:02.497	39.035	185.4	6:48.957	
14	2	2:03.778		26.274	59.779	37.725	187.0	40:33.709	4	2	2:05.038	24.158	1:02.005	38.875	208.5	8:53.995	
163 Jaguar E-Type 3.8 1963 1. Stéphane WIMEZ 2. Jacques-Alexandre FONTJ GT4							242 TVR Grantura Mk III 1964 1. Christophe BEAUDON 2. Simon NOBILI GT2										
1	1	2:55.610		1:05.078	1:08.982	41.550	2:55.610	1	1	3:28.989	1:28.418	1:16.635	43.936		3:28.989		
2	1	2:11.640		26.850	1:04.448	40.342	164.7	5:07.250	2	1	2:24.211	29.969	1:11.859	42.383	159.7	5:53.200	
3	1	2:09.709		27.021	1:02.964	39.724	173.8	7:16.959	3	1	2:13.398	27.174	1:05.339	40.885	174.6	8:06.598	
4	1	2:07.364		25.031	1:03.120	39.213	185.4	9:24.323	4	1	2:14.857	27.067	1:07.291	40.499	169.0	10:21.455	
5	1	2:06.703		24.625	1:02.454	39.624	197.0	11:31.026	5	1	2:13.070	26.653	1:04.570	41.847	184.5	12:34.525	
6	1	2:16.387	B	24.522	1:02.225	49.640	199.1	13:47.413	6	1	2:12.553	26.882	1:05.231	40.440	182.7	14:47.078	
7	1	3:19.300		1:36.991	1:02.437	39.872	17:06.713	7	1	2:11.424	26.864	1:04.091	40.469	185.4	16:58.502		
8	1	2:17.272	B	24.744	1:04.858	47.670	199.9	19:23.985	8	1	2:12.471	28.052	1:04.234	40.185	165.2	19:10.973	
9	2	3:33.163		1:45.528	1:06.838	40.797	22:57.148	9	1	2:11.517	27.171	1:04.234	40.112	187.6	21:22.490		
10	2	2:23.606	B	25.353	1:05.092	53.161	196.7	25:20.754	10	1	2:11.876	26.876	1:04.214	40.786	189.6	23:34.366	
11	2	11:34.377		9:47.107	1:06.847	40.423	36:55.131	11	1	2:33.582	B	26.913	1:06.917	59.752	183.9	26:07.948	
12	2	2:11.738		26.861	1:05.060	39.817	182.4	39:06.869	12	2	10:41.200	8:41.348	1:14.219	45.633		36:49.148	
13	2	2:09.456		25.423	1:03.815	40.218	197.0	41:16.325	13	2	2:15.116	27.430	1:06.906	40.780	171.6	39:04.264	
169 Shelby Cobra Daytona Coupe (C) 1965 1. Brice PINEAU 2. Olivier MUYTJENS GT5							244 Austin-Healey 3000 Mk II 1962 1. MOZ GT3										
1	1	2:24.982		35.147	1:09.328	40.507	2:24.982	1	1	3:30.877	1:24.688	1:18.641	47.548		3:30.877		
2	1	2:15.406		27.682	1:07.771	39.953	181.2	4:40.388	2	1	2:30.400	30.580	1:14.692	45.128	153.9	6:01.277	
3	1	2:10.887		26.719	1:04.356	39.812	182.4	6:51.275	3	1	2:27.831	32.885	1:12.291	42.655	118.6	8:29.108	
4	1	2:09.889		25.904	1:03.543	40.442	202.4	9:01.164	4	1	2:18.717	28.535	1:07.616	42.566	165.4	10:47.825	
5	1	2:09.696		25.882	1:03.723	40.091	185.7	11:10.860	5	1	2:22.841	29.344	1:10.116	43.381	151.6	13:10.666	
6	1	2:13.242		25.941	1:06.631	40.670	184.8	13:24.102	6	1	2:16.610	27.834	1:06.595	42.181	173.0	15:27.276	
7	1	2:10.746		26.139	1:03.395	41.212	169.2	15:34.848	7	1	2:21.258	28.324	1:10.338	42.596	168.5	17:48.534	
8	1	2:11.857		26.289	1:05.721	39.847	169.2	17:46.705	8	1	2:30.977	30.727	1:12.808	47.442	144.8	20:19.511	
9	1	2:09.767		25.903	1:03.762	40.102	186.1	19:56.472	9	1	2:15.241	27.589	1:06.305	41.347	172.4	22:34.752	
10	1	2:11.502		25.559	1:06.335	39.608	205.4	22:07.974	10	1	2:18.220	28.029	1:07.782	42.409	168.0	24:52.972	
11	1	2:09.353		25.347	1:04.327	39.679	201.3	24:17.327	11	1	3:05.880	B	33.072	1:22.524	1:10.284	129.6	27:58.852
12	1	2:55.332	B	26.899	1:16.888	1:11.545	200.2	27:12.659	12	1	8:53.430	6:51.888	1:14.051	47.491		36:52.282	
13	1	9:27.212		7:39.594	1:06.599	41.019	36:39.871	13	1	2:15.347	27.970	1:05.684	41.693	169.0	39:07.629		
14	1	2:06.416		25.656	1:01.885	38.875	190.2	38:46.287	14	1	2:13.192	27.150	1:04.817	41.225	173.2	41:20.821	
15	1	2:05.385		24.701	1:01.213	39.471	203.2	40:51.672	355 Shelby Cobra 289 1963 1. Harvey STANLEY GT5								
172 Jaguar E-Type 3.8 1964 1. Didier ROBIN 2. Arnold ROBIN GT4							1										
1	1	2:24.268		33.590	1:09.327	41.351	2:24.268	1	1	2:54.454	1:03.198	1:09.069	42.187		2:54.454		
2	1	2:17.128		28.710	1:08.177	40.241	159.7	4:41.396	2	1	2:11.039	26.598	1:04.013	40.428	165.0	5:05.493	
3	1	2:11.068		26.387	1:04.233	40.448	182.4	6:52.464	3	1	2:18.998	29.637	1:07.175	42.186	156.8	7:24.491	
4	1	2:15.830		27.819	1:07.236	40.775	195.3	9:08.294	4	1	2:16.349	B	27.118	1:04.335	44.896	147.4	9:40.840
5	1	2:05.451		25.170	1:01.265	39.016	203.9	11:13.745	5	1	3:41.375	1:53.688	1:06.920	40.767		13:22.215	
6	1	2:20.635	B	25.146	1:02.924	52.565	201.7	13:34.380	6	1	2:08.420	26.623	1:02.341	39.456	159.9	15:30.635	
7	1	6:31.114		4:43.679	1:06.704	40.731	20:05.494										
8	1	2:11.170		26.077	1:05.420	39.673	188.3	22:16.664									
9	1	2:08.928		26.268	1:02.800	39.860	194.2	24:25.592									
10	1	3:00.743	B	26.334	1:27.263	1:07.146	186.4	27:26.335									
11	1	8:51.283		7:06.921	1:04.099	40.263	36:17.618										
12	1	2:06.710		25.945	1:01.233	39.532	187.6	38:24.328									
13	1	2:07.317		25.687	1:02.204	39.426	197.7	40:31.645									
181 Shelby Cobra Daytona Coupe 1962 1. Bertrand ROUCHAUD 2. Vincent NEURRISSE GT5																	



SIXTIES' ENDURANCE
ESTORIL CLASSICS
PRIVATE PRACTICE

Sector Analysis

■ Personal Best ■ Session Best B Crossing the finish line in pit lane

Lap	D	Time	Sector 1	Sector 2	Sector 3	T. Spd	Elapsed	Lap	D	Time	Sector 1	Sector 2	Sector 3	T. Spd	Elapsed
7	1	2:08.185	25.952	1:03.252	38.981	164.5	17:38.820	12	1	2:15.810	27.793	1:06.077	41.940	185.1	41:07.419
8	1	2:09.822	26.335	1:04.695	38.792	153.1	19:48.642								
9	1	2:06.259	25.966	1:01.942	38.351	156.8	21:54.901								
10	1	2:10.323	25.934	1:03.875	40.514	161.6	24:05.224								
11	1	2:55.033 B	27.692	1:18.835	1:08.506	182.1	27:00.257								
12	1	9:01.783	7:20.811	1:03.025	37.947		36:02.040								
13	1	2:04.312	25.127	1:00.406	38.779	178.5	38:06.352								
14	1	2:08.154	25.689	1:03.972	38.493	178.0	40:14.506								

369 Shelby Cobra 289 1964
1. Urs BECK
2. Patrick SIMON
GT5

1	2	2:30.814	51.158	1:01.684	37.972		2:30.814
2	2	2:02.862	24.204	1:01.609	37.049	202.0	4:33.676
3	2	1:59.188	23.859	57.873	37.456	196.0	6:32.864
4	2	2:15.984 B	24.313	58.498	53.173	205.4	8:48.848
5	1	4:54.967	3:16.368	1:00.656	37.943		13:43.815
6	1	2:01.568	24.213	59.221	38.134	208.1	15:45.383
7	1	2:02.732	24.420	59.536	38.776	219.7	17:48.115
8	1	2:12.036	24.442	59.680	47.914	208.1	20:00.151
9	1	2:01.754	24.123	59.857	37.774	205.4	22:01.905
10	1	2:03.096	24.230	59.234	39.632	205.4	24:05.001
11	1	10:57.586 B	7:46.395	1:59.302	1:11.889	216.7	35:02.587

426 Lotus Elan 26R 1965
1. Robin ELLIS
2. Nick PADMORE
GT2

1	1	3:20.444	1:25.523	1:12.380	42.541		3:20.444
2	1	2:11.233	26.593	1:03.315	41.325	180.6	5:31.677
3	1	2:12.790	27.170	1:05.125	40.495	166.9	7:44.467
4	1	2:11.198	25.803	1:04.929	40.466	182.1	9:55.665
5	1	2:23.375 B	25.869	1:03.472	54.034	182.4	12:19.040
6	1	5:14.558	3:30.519	1:03.812	40.227		17:33.598
7	1	2:06.281	25.201	1:01.767	39.313	183.3	19:39.879
8	1	2:20.277 B	25.607	1:05.348	49.322	174.0	22:00.156
9	1	14:45.009	...	1:04.168	41.266		36:45.165
10	1	2:07.227	25.781	1:02.507	38.939	168.2	38:52.392
11	1	2:06.895	25.842	1:01.756	39.297	180.3	40:59.287

444 Porsche 911 2.0L 1965
1. Pascal DUHAMEL
GT2

1	1	16:39.765	...	1:09.460	44.200		16:39.765
2	1	2:19.481	27.655	1:07.817	44.009	178.8	18:59.246
3	1	2:19.629	28.290	1:07.848	43.491	196.7	21:18.875
4	1	2:16.715	27.018	1:06.713	42.984	194.6	23:35.590

455 Morgan Plus 4 Super Sports 1965
1. Malik KINDE
2. Gonzague RUCHAUD
GT3

1	1	2:48.990	56.308	1:09.600	43.082		2:48.990
2	1	2:24.801 B	27.840	1:06.271	50.690	181.5	5:13.791
3	1	3:43.561	1:54.279	1:06.533	42.749		8:57.352
4	1	2:18.962	27.903	1:08.214	42.845	187.0	11:16.314
5	1	2:16.846	27.190	1:06.653	43.003	182.1	13:33.160
6	1	2:31.544 B	27.707	1:09.644	54.193	177.4	16:04.704
7	1	5:31.350 B	3:21.175	1:22.545	47.630		21:36.054
8	1	2:56.911	1:06.102	1:08.058	42.751		24:32.965
9	1	3:06.367 B	28.001	1:29.633	1:08.733	183.0	27:39.332
10	1	8:56.305	7:05.742	1:08.054	42.509		36:35.637
11	1	2:15.972	27.376	1:06.953	41.643	178.8	38:51.609