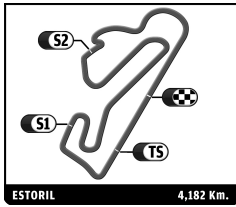




FIFTIES LEGENDS  
ESTORIL CLASSICS  
RACE

Sector Analysis

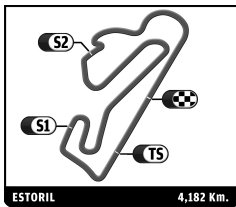
											Personal Best		Session Best		B Crossing the finish line in pit lane	
Lap	D	Time	Sector 1	Sector 2	Sector 3	T. Spd	Elapsed	Lap	D	Time	Sector 1	Sector 2	Sector 3	T. Spd	Elapsed	
<b>7</b>		TVR Grantura MK III 1963														
		1. Eugène DELEPLANQUE														
		GT2														
1	1	2:19.116	34.066	1:04.443	40.607		2:19.116	9	1	4:39.232	2:51.450	1:05.978	41.804		22:30.794	
2	1	2:09.807	26.190	1:03.122	40.495	197.7	4:28.923	10	1	2:12.562	26.286	1:04.540	41.736	186.7	24:43.356	
3	1	2:10.284	<b>25.475</b>	1:03.707	41.102	192.9	6:39.207	11	1	2:12.741	26.167	1:04.393	42.181	188.3	26:56.097	
4	1	2:09.546	25.823	1:03.628	40.095	196.0	8:48.753	12	1	2:13.558	26.233	1:05.221	42.104	187.6	29:09.655	
5	1	2:10.223	26.259	1:03.689	40.275	196.7	10:58.976	13	1	2:12.968	26.186	1:05.092	41.690	188.6	31:22.623	
6	1	2:10.226	26.270	1:04.037	<b>39.919</b>	192.2	13:09.202	14	1	2:12.633	26.158	1:04.973	41.502	188.9	33:35.256	
7	1	2:10.815	26.385	1:03.561	40.869	193.9	15:20.017	15	1	2:12.801	<b>26.026</b>	1:04.675	42.100	189.9	35:48.057	
8	1	2:09.666	25.991	1:03.174	40.501	188.0	17:29.683	16	1	2:12.729	26.481	1:04.496	41.752	191.2	38:00.786	
9	1	2:21.331	<b>B</b> 25.713	1:03.909	51.709	191.9	19:51.014	17	1	2:13.741	26.554	1:05.418	41.769	191.2	40:14.527	
10	1	4:39.148	2:54.500	1:04.045	40.603		24:30.162	18	1	2:14.742	27.156	1:05.359	42.227	188.9	42:29.269	
11	1	2:10.155	25.730	1:03.669	40.756	194.9	26:40.317	19	1	2:13.913	26.743	1:05.348	41.822	191.5	44:43.182	
12	1	2:09.863	25.538	1:03.567	40.758	191.9	28:50.180	20	1	2:13.893	26.942	1:04.883	42.068	188.0	46:57.075	
13	1	2:09.899	25.929	1:03.501	40.469	196.7	31:00.079									
14	1	2:10.016	25.564	1:03.840	40.612	194.2	33:10.095									
15	1	2:09.105	25.696	1:03.280	40.129	195.3	35:19.200									
16	1	2:09.326	25.602	1:03.507	40.217	196.0	37:28.526									
17	1	2:09.304	25.719	1:03.421	40.164	196.3	39:37.830									
18	1	<b>2:09.053</b>	25.731	<b>1:02.550</b>	40.772	194.6	41:46.883									
19	1	2:12.184	26.581	1:04.783	40.820	189.6	43:59.067									
20	1	2:11.290	26.863	1:03.614	40.813	190.9	46:10.357									
<b>21</b>		Austin Mini Cooper S 1275 1965														
		1. Simon NOBILI														
		GT1														
1	1	2:21.410	32.191	1:07.281	41.938		2:21.410									
2	1	2:15.371	27.720	1:05.784	41.867	180.0	4:36.781									
3	1	2:14.818	27.092	1:06.084	41.642	186.7	6:51.599									
4	1	<b>2:13.850</b>	26.863	1:05.655	41.332	187.6	9:05.449									
5	1	2:14.107	27.428	<b>1:05.426</b>	<b>41.253</b>	185.7	11:19.556									
6	1	2:15.562	27.467	1:06.316	41.779	183.9	13:35.118									
7	1	2:14.656	26.911	1:06.182	41.563	186.7	15:49.774									
8	1	2:14.872	27.222	1:05.455	42.195	186.4	18:04.646									
9	1	2:21.258	<b>B</b> 27.028	1:05.923	48.307	181.2	20:25.904									
10	1	4:36.356	2:48.211	1:05.685	42.460		25:02.260									
11	1	2:14.708	27.139	1:05.712	41.857	183.0	27:16.968									
12	1	2:15.210	26.883	1:05.975	42.352	185.4	29:32.178									
13	1	2:14.667	26.705	1:05.931	42.031	186.7	31:46.845									
14	1	2:13.963	<b>26.506</b>	1:05.645	41.812	184.5	34:00.808									
15	1	2:14.075	26.747	1:05.468	41.860	180.6	36:14.883									
16	1	2:14.641	26.659	1:05.710	42.272	180.9	38:29.524									
17	1	2:15.297	26.953	1:06.119	42.225	184.2	40:44.821									
18	1	2:14.230	27.096	1:05.585	41.549	185.1	42:59.051									
19	1	2:15.165	27.152	1:05.901	42.112	179.4	45:14.216									
20	1	2:15.113	26.997	1:05.571	42.545	183.3	47:29.329									
<b>29</b>		Jaguar D-Type 1955														
		1. Pierre-Antoine de SELANC														
		2. Jean-Marc RIVET FUSIL														
		GT4														
1	1	2:36.864	38.492	1:13.346	45.026		2:36.864									
2	1	2:24.033	28.757	1:10.985	44.291	157.4	5:00.897									
3	1	2:23.823	28.849	1:10.687	44.287	160.4	7:24.720									
4	1	2:22.067	<b>27.850</b>	1:10.943	43.274	166.9	9:46.787									
5	1	2:22.234	29.657	1:09.386	<b>43.191</b>	154.8	12:09.021									
6	1	<b>2:21.124</b>	28.621	1:09.165	43.338	171.6	14:30.145									
7	1	2:21.292	28.388	1:09.170	43.734	169.8	16:51.437									
8	1	2:22.148	28.604	<b>1:08.408</b>	45.136	164.7	19:13.585									
9	1	2:22.908	29.109	1:08.583	45.216	151.4	21:36.493									
10	1	2:30.943	<b>B</b> 29.396	1:08.972	52.575	164.0	24:07.436									
11	2	5:13.863	3:12.631	1:14.255	46.977		29:21.299									
12	2	2:34.679	31.253	1:15.501	47.925	144.7	31:55.978									
13	2	2:27.819	29.674	1:12.329	45.816	152.9	34:23.797									
14	2	2:32.371	31.022	1:16.089	45.260	146.6	36:56.168									
15	2	2:24.627	29.127	1:11.060	44.440	147.8	39:20.795									
16	2	2:22.729	28.439	1:09.742	44.548	159.9	41:43.524									
17	2	2:26.822	29.971	1:11.902	44.949	159.3	44:10.346									
18	2	2:24.085	29.402	1:09.743	44.940	149.6	46:34.431									
<b>33</b>		Austin Mini Cooper S 1275 1964														
		1. Georges ROCCHIETTA														
		GT1														
1	1	2:21.915	33.112	1:07.013	41.790		2:21.915									
2	1	2:15.879	28.145	1:06.210	41.524	180.0	4:37.794									
3	1	2:14.369	27.155	1:05.675	41.539	180.6	6:52.163									
4	1	2:13.493	27.232	1:05.387	<b>40.874</b>	185.7	9:05.656									
5	1	2:14.126	27.785	1:05.444	40.897	181.5	11:19.782									
6	1	2:16.087	27.977	1:05.953	42.157	184.5	13:35.869									
7	1	2:14.489	27.775	1:05.190	41.524	170.0	15:50.358									
8	1	2:22.688	<b>B</b> 27.525	1:05.379	49.784	176.0	18:13.046									
9	1	4:40.829	2:53.274	1:05.819	41.736		22:53.875									
10	1	2:15.128	27.142	1:05.235	42.751	173.2	25:09.003									
11	1	2:14.516	27.009	1:05.494	42.013	177.4	27:23.519									
12	1	2:14.785	27.314	1:05.272	42.199	180.0	29:38.304									
13	1	2:15.892	26.826	1:06.211	42.855	186.4	31:54.196									
14	1	2:15.799	27.600	1:05.687	42.512	185.1	34:09.995									
15	1	2:14.633	26.936	1:05.677	42.020	185.7	36:24.628									
16	1	<b>2:13.362</b>	26.602	<b>1:05.167</b>	41.593	189.6	38:37.990									
17	1	2:15.815	27.595	1:06.044	42.176	186.7	40:53.805									
18	1	2:14.571	26.663	1:05.680	42.228	186.4	43:08.376									
19	1	2:15.287	<b>26.573</b>	1:06.250	42.464	185.4	45:23.663									
20	1	2:17.207	26.814	1:08.770	41.623	182.1	47:40.870									



FIFTIES LEGENDS  
ESTORIL CLASSICS  
RACE

Sector Analysis

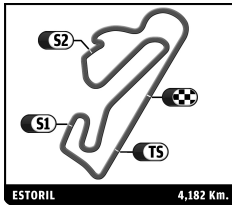
											Personal Best		Session Best		B Crossing the finish line in pit lane	
Lap	D	Time	Sector 1	Sector 2	Sector 3	T. Spd	Elapsed	Lap	D	Time	Sector 1	Sector 2	Sector 3	T. Spd	Elapsed	
<b>40</b>		Lotus Elite 1961 1. Edouard DEGUEMP 2. Marc JULLY					GT1									
1	2	2:33.517	36.982	1:11.769	44.766		2:33.517	12	1	2:27.222	29.602	1:10.835	46.785	177.1	31:57.855	
2	2	2:25.056	29.081	1:11.250	44.725	167.5	4:58.573	13	1	2:27.339	29.635	1:11.181	46.523	169.0	34:25.194	
3	2	2:23.743	28.766	1:10.626	44.351	171.3	7:22.316	14	1	2:25.284	29.862	1:10.661	44.761	166.2	36:50.478	
4	2	2:25.873	28.582	1:13.054	44.237	169.8	9:48.189	15	1	2:25.614	29.243	1:10.681	45.690	170.0	39:16.092	
5	2	2:24.145	29.267	1:10.640	44.238	169.8	12:12.334	16	1	2:24.907	28.414	1:11.041	45.452	177.1	41:40.999	
6	2	2:24.067	29.307	1:10.166	44.594	170.8	14:36.401	17	1	2:29.810	29.050	1:14.660	46.100	178.0	44:10.809	
7	2	2:22.344	28.406	1:09.605	44.333	174.3	16:58.745	18	1	2:27.942	29.746	1:11.587	46.609	161.8	46:38.751	
8	2	2:22.509	28.369	1:10.043	44.097	175.7	19:21.254									
9	2	2:32.211 B	28.248	1:10.214	53.749	174.0	21:53.465									
10	1	5:03.232	3:05.685	1:12.266	45.281		26:56.697									
11	1	2:27.434	30.476	1:11.557	45.401	178.0	29:24.131									
12	1	2:29.532	30.380	1:12.772	46.380	173.2	31:53.663									
13	1	2:26.831	29.476	1:12.479	44.876	176.5	34:20.494									
14	1	2:23.806	28.708	1:10.625	44.473	182.4	36:44.300									
15	1	2:23.200	28.894	1:09.866	44.440	179.1	39:07.500									
16	1	2:25.822	29.312	1:11.551	44.959	177.1	41:33.322									
17	1	2:24.622	28.506	1:11.334	44.782	185.7	43:57.944									
18	1	2:25.454	29.803	1:11.313	44.338	182.1	46:23.398									
<b>46</b>		Austin Mini Cooper S 1275 1965 1. Philippe QUIRIERE 2. Charles de VILLAUCCOURT					GT1									
1	2	2:30.179	35.392	1:11.206	43.581		2:30.179									
2	2	2:21.429	29.192	1:08.899	43.338	161.1	4:51.608									
3	2	2:21.073	28.872	1:08.532	43.669	163.0	7:12.681									
4	2	2:21.320	28.968	1:08.346	44.006	158.6	9:34.001									
5	2	2:24.405	30.170	1:09.847	44.388	163.2	11:58.406									
6	2	2:22.158	29.743	1:09.221	43.194	165.4	14:20.564									
7	2	2:19.543	28.125	1:08.464	42.954	167.5	16:40.107									
8	2	2:21.929	29.222	1:08.538	44.169	163.2	19:02.036									
9	2	2:28.987 B	29.166	1:08.285	51.536	160.4	21:31.023									
10	1	4:41.342	2:52.210	1:07.321	41.811		26:12.365									
11	1	2:16.668	27.501	1:06.977	42.190	186.1	28:29.033									
12	1	2:15.451	27.146	1:06.350	41.955	185.7	30:44.484									
13	1	2:16.097	27.317	1:06.665	42.115	185.1	33:00.581									
14	1	2:18.905	28.216	1:08.428	42.261	165.4	35:19.486									
15	1	2:15.424	26.875	1:06.372	42.177	185.4	37:34.910									
16	1	2:15.358	26.955	1:06.110	42.293	184.5	39:50.268									
17	1	2:15.267	27.201	1:06.553	41.513	176.8	42:05.535									
18	1	2:15.377	26.915	1:06.044	42.418	177.4	44:20.912									
19	1	2:14.474	26.383	1:05.998	42.093	183.9	46:35.386									
<b>56</b>		Lotus Elite 1960 1. Patrick HELLO					GT1									
1	1	2:43.133	39.152	1:16.170	47.811		2:43.133									
2	1	2:34.264	31.039	1:15.941	47.284	163.2	5:17.397									
3	1	2:36.106	31.642	1:17.013	47.451	162.3	7:53.503									
4	1	2:36.915	32.290	1:17.720	46.905	152.7	10:30.418									
5	1	2:39.725	32.858	1:20.304	46.563	155.4	13:10.143									
6	1	2:37.549	33.050	1:17.296	47.203	160.9	15:47.692									
7	1	2:35.621	31.854	1:16.586	47.181	166.2	18:23.313									
8	1	2:37.265	32.154	1:17.734	47.377	159.3	21:00.578									
9	1	2:46.754 B	31.788	1:17.757	57.209	160.4	23:47.332									
10	1	5:28.800	3:22.760	1:18.080	47.960		29:16.132									
11	1	2:42.479	32.717	1:18.202	51.560	164.2	31:58.611									
12	1	2:35.641	31.258	1:17.045	47.338	164.0	34:34.252									
13	1	2:36.944	32.083	1:17.922	46.939	156.5	37:11.196									
14	1	2:36.624	31.519	1:17.411	47.694	157.2	39:47.820									
15	1	2:35.891	31.972	1:16.683	47.236	156.8	42:23.711									
16	1	2:34.900	31.419	1:16.542	46.939	158.3	44:58.611									
17	1	2:35.666	31.763	1:15.721	48.182	161.8	47:34.277									
<b>60</b>		MG B 1964 1. Jérôme CATTELIN					GT2									
1	1	2:19.235	31.500	1:05.835	41.900		2:19.235									
2	1	2:14.185	26.542	1:05.765	41.878	194.6	4:33.420									
3	1	2:14.367	26.779	1:05.729	41.859	192.2	6:47.787									
4	1	2:14.463	26.995	1:06.271	41.197	191.5	9:02.250									
5	1	2:13.486	27.514	1:05.121	40.851	192.9	11:15.736									
6	1	2:16.274	27.576	1:07.842	40.856	189.6	13:32.010									
7	1	2:14.463	27.235	1:05.861	41.367	189.2	15:46.473									
8	1	2:14.399	26.652	1:06.591	41.156	193.2	18:00.872									
9	1	2:14.348	27.596	1:05.426	41.326	195.3	20:15.220									
10	1	2:23.617 B	27.084	1:06.243	50.290	187.6	22:38.837									
11	1	4:44.742	2:57.624	1:05.767	41.351		27:23.579									
12	1	2:16.124	28.633	1:05.855	41.636	194.6	29:39.703									
13	1	2:14.744	26.386	1:05.869	42.489	195.3	31:54.447									
14	1	2:15.088	27.082	1:05.464	42.542	197.4	34:09.535									
15	1	2:14.345	26.863	1:05.893	41.589	191.9	36:23.880									
16	1	2:13.883	26.913	1:05.224	41.746	195.3	38:37.763									
17	1	2:15.763	27.369	1:06.150	42.244	193.6	40:53.526									
18	1	2:14.469	26.460	1:06.514	41.495	193.2	43:07.995									
19	1	2:15.147	26.481	1:06.330	42.336	194.2	45:23.142									
20	1	2:17.482	26.760	1:08.777	41.945	190.9	47:40.624									
<b>51</b>		Lotus Elite 1960 1. Fabrice PERRUCHOT					GT1									
1	1	2:37.244	35.789	1:14.182	47.273		2:37.244									
2	1	2:26.872	29.592	1:11.378	45.902	159.7	5:04.116									
3	1	2:27.474	29.765	1:10.931	46.778	184.2	7:31.590									
4	1	2:23.572	29.115	1:10.326	44.131	164.5	9:55.162									
5	1	2:23.114	28.974	1:09.782	44.358	175.2	12:18.276									
6	1	2:24.747	29.281	1:09.616	45.850	173.0	14:43.023									
7	1	2:22.408	28.173	1:09.343	44.892	180.3	17:05.431									
8	1	2:23.677	28.886	1:09.944	44.847	180.9	19:29.108									
9	1	2:37.616 B	28.788	1:10.105	58.723	166.2	22:06.724									
10	1	4:57.844	3:00.014	1:12.044	45.786		27:04.568									
11	1	2:26.065	28.698	1:11.871	45.496	178.0	29:30.633									
<b>66</b>		Lotus Elite 1961 1. Jean LAURENT-BELLUE					GT1									
1	1	2:40.098	38.117	1:15.132	46.849		2:40.098									
2	1	2:29.598	30.257	1:13.302	46.039	166.2	5:09.696									
3	1	2:29.053	30.277	1:13.391	45.385	167.2	7:38.749									
4	1	2:27.277	30.110	1:12.539	44.628	175.2	10:06.026									



**FIFTIES LEGENDS ESTORIL CLASSICS RACE**

Sector Analysis

							<span style="color: green;">■</span> Personal Best <span style="color: purple;">■</span> Session Best <span style="color: black;">■</span> Crossing the finish line in pit lane								
Lap	D	Time	Sector 1	Sector 2	Sector 3	T. Spd	Elapsed	Lap	D	Time	Sector 1	Sector 2	Sector 3	T. Spd	Elapsed
<b>72</b> Austin-Healey 3000 Mk I 1960															
1. François FILLON GT4															
2. André RAULIN															
1	2	2:25.809	37.205	1:06.773	41.831		2:25.809	19	2	2:12.927	27.169	1:04.890	40.868	159.7	44:17.071
2	2	2:15.568	27.661	1:06.404	41.503	182.7	4:41.377	20	2	2:14.592	26.984	1:05.912	41.696	162.8	46:31.663
3	2	2:15.785	27.488	1:06.337	41.960	183.0	6:57.162								
4	2	2:16.599	27.334	1:07.417	41.848	185.7	9:13.761								
5	2	2:16.727	27.926	1:07.586	41.215	180.6	11:30.488								
6	2	2:28.596	28.493	1:07.094	53.009	180.0	13:59.084								
7	1	3:28.124	1:37.503	1:08.917	41.704		17:27.208								
8	1	2:26.675	27.914	1:07.912	50.849	189.2	19:53.883								
9	1	4:31.933	2:43.068	1:06.636	42.229		24:25.816								
10	1	2:16.843	27.924	1:07.150	41.769	180.0	26:42.659								
11	1	2:16.690	27.051	1:05.995	43.644	194.2	28:59.349								
12	1	2:16.957	27.263	1:07.065	42.629	186.1	31:16.306								
13	1	2:16.152	27.008	1:07.385	41.759	190.6	33:32.458								
14	1	2:14.701	27.306	1:05.710	41.685	187.3	35:47.159								
15	1	<b>2:12.864</b>	26.969	<b>1:04.587</b>	41.308	189.9	38:00.023								
16	1	2:14.656	27.044	1:06.481	<b>41.131</b>	183.3	40:14.679								
17	1	2:14.172	26.588	1:05.485	42.099	195.3	42:28.851								
18	1	2:14.767	26.819	1:06.552	41.396	187.0	44:43.618								
19	1	2:14.235	<b>26.234</b>	1:06.609	41.392	202.4	46:57.853								
<b>86</b> Morris Mini Cooper S 1275 1964															
1. Fabrice QUESNEL GT1															
1	1	2:18.433	30.990	1:05.623	41.820		2:18.433								
2	1	2:18.480	31.116	1:05.930	41.434	185.4	4:36.913								
3	1	2:13.608	26.663	1:05.634	41.311	189.6	6:50.521								
4	1	2:14.137	26.541	1:06.439	41.157	189.2	9:04.658								
5	1	2:14.016	27.579	1:05.219	41.218	190.9	11:18.674								
6	1	2:14.459	27.309	1:06.394	<b>40.756</b>	187.0	13:33.133								
7	1	2:14.257	27.164	1:05.710	41.383	188.9	15:47.390								
8	1	2:13.565	26.677	1:05.061	41.827	190.6	18:00.955								
9	1	2:13.706	27.104	1:05.210	41.392	184.5	20:14.661								
10	1	2:20.839	<b>27.115</b>	1:05.220	48.504	184.8	22:35.500								
11	1	4:36.064	2:48.119	1:05.388	42.557		27:11.564								
12	1	2:14.748	26.668	1:05.614	42.466	188.9	29:26.312								
13	1	2:14.578	27.158	1:05.745	41.675	188.0	31:40.890								
14	1	2:14.235	26.902	1:05.480	41.853	190.9	33:55.125								
15	1	2:13.436	27.159	1:04.966	41.311	186.4	36:08.561								
16	1	2:12.986	<b>26.378</b>	1:05.347	41.261	189.6	38:21.547								
17	1	2:13.383	26.774	1:04.931	41.678	189.2	40:34.930								
18	1	2:13.950	26.685	1:04.925	42.340	190.9	42:48.880								
19	1	2:13.787	26.616	1:05.536	41.635	193.9	45:02.667								
20	1	<b>2:12.551</b>	26.521	<b>1:04.701</b>	41.329	192.2	47:15.218								
<b>95</b> Alfa Romeo Giulia Sprint GTV 1965															
1. Pierre-Antoine de SELANC GT2															
2. Jean-Marc RIVET FUSIL															
1	2	2:46.668	40.173	1:17.130	49.365		2:46.668								
2	2	2:44.913	34.970	1:20.060	49.883	124.5	5:31.581								
3	2	2:40.082	35.201	1:16.853	48.028	122.9	8:11.663								
4	2	2:35.946	33.089	1:15.984	<b>46.873</b>	129.6	10:47.609								
5	2	2:36.761	33.567	1:15.998	47.196	134.8	13:24.370								
6	2	2:42.473	33.101	1:17.626	51.746	137.6	16:06.843								
7	2	<b>2:34.168</b>	<b>31.642</b>	1:14.991	47.535	142.4	18:41.011								
8	2	2:45.348	<b>31.960</b>	<b>1:14.796</b>	58.592	134.1	21:26.359								
9	1	8:15.724	6:04.057	1:20.574	51.093		29:42.083								
10	1	2:41.486	32.055	1:19.225	50.206	149.8	32:23.569								
11	1	2:43.993	33.363	1:19.855	50.775	138.7	35:07.562								
12	1	2:45.940	34.336	1:19.262	52.342	141.1	37:53.502								
13	1	2:39.621	32.970	1:17.195	49.456	135.6	40:33.123								
14	1	2:41.625	32.235	1:18.394	50.996	143.3	43:14.748								
15	1	2:37.370	32.189	1:16.024	49.157	145.0	45:52.118								
16	1	2:37.018	31.929	1:16.804	48.285	146.6	48:29.136								
<b>99</b> Lotus XI 1500 1956															
1. Serge KRIKNOFF SP2															
1	1	2:13.911	29.516	1:03.996	40.399		2:13.911								
2	1	2:09.498	25.923	1:03.090	40.485	178.5	4:23.409								
3	1	2:10.138	26.391	1:03.195	40.552	184.2	6:33.547								
4	1	2:09.121	26.090	1:03.002	40.029	180.9	8:42.668								
5	1	2:10.155	27.596	1:03.738	<b>38.821</b>	187.6	10:52.823								
6	1	2:08.769	26.860	1:02.891	39.018	180.3	13:01.592								
7	1	2:09.308	26.326	1:02.954	40.028	184.8	15:10.900								
8	1	2:08.752	25.774	1:03.104	39.874	196.0	17:19.652								
9	1	2:09.770	25.947	1:03.634	40.189	187.6	19:29.422								
10	1	2:08.781	25.435	1:03.411	39.935	190.6	21:38.203								



FIFTIES LEGENDS  
ESTORIL CLASSICS  
RACE

Sector Analysis

Personal Best Session Best B Crossing the finish line in pit lane

Lap	D	Time	Sector 1	Sector 2	Sector 3	T. Spd	Elapsed	Lap	D	Time	Sector 1	Sector 2	Sector 3	T. Spd	Elapsed		
11	1	2:22.796	B	26.222	1:04.630	51.944	178.8	24:00.999	9	2	2:35.171	B	29.384	1:11.371	54.416	147.0	21:45.076
12	1	4:46.007		3:02.978	1:03.442	39.587		28:47.006	10	1	4:49.141		2:52.348	1:10.776	46.017		26:34.217
13	1	2:07.008		25.366	1:02.033	39.609	186.4	30:54.014	11	1	2:25.744		28.982	1:11.384	45.378	163.7	28:59.961
14	1	2:07.704		25.179	1:02.746	39.779	195.3	33:01.718	12	1	2:27.473		30.045	1:12.108	45.320	151.0	31:27.434
15	1	2:10.038		26.117	1:03.809	40.112	183.9	35:11.756	13	1	2:26.346		29.493	1:11.507	45.346	162.5	33:53.780
16	1	2:11.325		26.818	1:04.141	40.366	175.7	37:23.081	14	1	2:26.791		30.139	1:11.314	45.338	157.4	36:20.571
17	1	2:11.282		25.624	1:04.356	41.302	190.6	39:34.363	15	1	2:25.303		29.253	1:11.223	44.827	159.9	38:45.874
18	1	2:08.822		26.261	1:03.213	39.348	178.0	41:43.185	16	1	2:25.396		28.967	1:11.495	44.934	169.2	41:11.270
19	1	2:08.386		25.628	1:02.788	39.970	189.6	43:51.571	17	1	2:25.169		29.485	1:10.560	45.124	150.4	43:36.439
20	1	2:09.341		25.398	1:03.964	39.979	197.0	46:00.912	18	1	2:25.309		29.317	1:10.230	45.762	153.1	46:01.748

**101** Austin-Healey 3000 Mk II 1962  
1. Sébastien BERCHON GT4

1	1	2:14.715		30.469	1:04.249	39.997		2:14.715
2	1	2:12.422		26.443	1:05.285	40.694	178.3	4:27.137
3	1	2:12.519		26.566	1:05.116	40.837	180.6	6:39.656
4	1	2:10.515		26.136	1:04.362	40.017	188.9	8:50.171
5	1	2:12.159		26.790	1:04.978	40.391	190.9	11:02.330
6	1	2:12.372		27.119	1:04.879	40.374	188.6	13:14.702
7	1	2:12.836		26.792	1:05.601	40.443	197.7	15:27.538
8	1	2:22.668		25.974	1:05.479	51.215	194.9	17:50.206
9	1	2:23.656	B	27.767	1:04.779	51.110	165.4	20:13.862
10	1	4:31.895		2:45.603	1:05.233	41.059		24:45.757
11	1	2:12.969		26.933	1:05.041	40.995	175.7	26:58.726
12	1	2:37.817	B	26.959	1:00.734	1:00.124	180.9	29:36.543

**304** Austin-Healey 100-4 1956  
1. José DA ROCHA GT3  
2. Jérémy DA ROCHA

1	1	2:20.475		31.640	1:07.177	41.658		2:20.475
2	1	2:13.533		26.734	1:05.538	41.261	184.2	4:34.008
3	1	2:14.023		27.171	1:05.666	41.186	183.6	6:48.031
4	1	2:14.115		27.230	1:06.108	40.777	192.2	9:02.146
5	1	2:11.427		26.770	1:04.558	40.099	198.1	11:13.573
6	1	2:12.536		26.925	1:04.861	40.750	191.2	13:26.109
7	1	2:14.369		27.696	1:05.346	41.327	178.0	15:40.478
8	1	2:12.290		26.404	1:04.802	41.084	188.3	17:52.768
9	1	2:13.596		26.951	1:04.953	41.692	171.1	20:06.364
10	1	2:21.688	B	27.052	1:05.412	49.224	176.8	22:28.052
11	2	4:33.334		2:47.454	1:05.050	40.830		27:01.386
12	2	2:14.287		26.736	1:06.510	41.041	181.2	29:15.673
13	2	2:13.159		26.432	1:06.082	40.645	188.6	31:28.832
14	2	2:12.997		26.959	1:05.248	40.790	187.0	33:41.829
15	2	2:12.413		26.372	1:05.204	40.837	189.9	35:54.242
16	2	2:12.221		26.208	1:04.865	41.148	188.9	38:06.463
17	2	2:13.178		26.473	1:05.863	40.842	187.0	40:19.641
18	2	2:28.582		26.119	1:04.824	57.639	189.6	42:48.223
19	2	2:12.785		26.735	1:05.147	40.903	190.6	45:01.008
20	2	2:13.336		27.210	1:04.856	41.270	180.0	47:14.344

**104** Austin-Healey 100-4 1956  
1. François de CHANTERAC GT3

1	1	2:37.427		36.299	1:14.574	46.554		2:37.427
2	1	2:25.835		29.948	1:11.341	44.546	167.7	5:03.262
3	1	2:26.937		30.968	1:11.264	44.705	163.2	7:30.199
4	1	2:23.275		28.743	1:11.373	43.159	164.0	9:53.474
5	1	2:22.500		29.270	1:10.194	43.036	168.7	12:15.974
6	1	2:23.385		29.176	1:10.258	43.951	172.1	14:39.359
7	1	2:22.100		28.670	1:09.881	43.549	170.6	17:01.459
8	1	2:23.175		28.415	1:11.096	43.664	174.3	19:24.634
9	1	2:24.430		28.525	1:11.522	44.383	170.3	21:49.064
10	1	2:33.696	B	29.211	1:11.051	53.434	171.6	24:22.760
11	1	5:09.393		3:14.784	1:10.775	43.834		29:32.153
12	1	2:26.110		28.890	1:11.942	45.278	171.6	31:58.263
13	1	2:26.792		29.465	1:11.396	45.931	168.0	34:25.055
14	1	2:21.196		28.973	1:09.264	42.959	171.9	36:46.251
15	1	2:21.286		28.610	1:09.556	43.120	163.2	39:07.537
16	1	2:22.374		28.696	1:10.467	43.211	176.5	41:29.911
17	1	2:21.842		28.416	1:09.997	43.429	175.2	43:51.753
18	1	2:27.731		29.816	1:13.389	44.526	163.0	46:19.484

**199** Jaguar XK140 1956  
1. Joao MIRA-GOMES GT4  
2. Nuno AFOITO

1	2	2:26.217		33.730	1:08.662	43.825		2:26.217
2	2	2:21.891		28.531	1:09.547	43.813	160.4	4:48.108
3	2	2:23.920		28.360	1:10.936	44.624	166.4	7:12.028
4	2	2:21.125		28.862	1:08.332	43.931	155.7	9:33.153
5	2	2:24.520		30.641	1:09.680	44.199	144.3	11:57.673
6	2	2:24.543		29.985	1:10.289	44.269	146.8	14:22.216
7	2	2:25.311		29.422	1:11.056	44.833	146.6	16:47.527
8	2	2:22.378		28.852	1:09.243	44.283	155.4	19:09.905