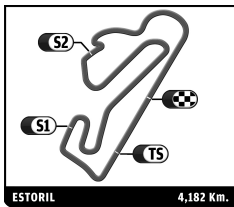


END. RAC. LEGENDS / GROUP C RACING  
ESTORIL CLASSICS  
RACE 1

Sector Analysis

Personal Best Session Best B Crossing the finish line in pit lane

Lap	D	Time	Sector 1	Sector 2	Sector 3	T. Spd	Elapsed	Lap	D	Time	Sector 1	Sector 2	Sector 3	T. Spd	Elapsed
<b>12</b> Porsche 993 GT2 1996 1.Henrique GEMPERLE 2.Marc de SIEBENTHAL GT2A															
1	1	2:05.968	29.700	58.690	37.578		2:05.968	8	2	1:45.075	20.853	51.460	32.762	250.0	16:47.987
2	1	2:13.397	23.360	58.354	51.683	238.2	4:19.365	9	2	1:45.124	20.696	51.278	33.150	256.4	18:33.111
3	1	3:22.780	48.003	1:45.118	49.659	68.9	7:42.145	10	2	2:34.298 B	20.887	1:22.566	50.845	254.1	21:07.409
4	1	2:11.429	30.448	1:02.858	38.123	127.9	9:53.574	11	1	3:07.624	1:42.339	51.984	33.301		24:15.033
5	1	1:53.745	22.512	55.709	35.524	248.9	11:47.319	12	1	1:45.564	20.970	51.501	33.093	242.4	26:00.597
6	1	1:54.492	22.759	55.969	35.764	234.6	13:41.811	13	1	1:46.190	20.815	52.074	33.301	258.2	27:46.787
7	1	1:54.587	22.344	56.460	35.783	241.3	15:36.398	14	1	1:45.984	21.061	51.559	33.364	239.2	29:32.771
8	1	1:54.156	22.537	55.741	35.878	242.4	17:30.554	15	1	1:45.286	20.898	51.186	33.202	252.3	31:18.057
9	1	2:02.395 B	22.446	56.001	43.948	241.3	19:32.949	16	1	1:45.723	20.663	51.880	33.180	260.0	33:03.780
10	1	3:12.568	1:41.159	55.705	35.704		22:45.517	17	1	1:45.390	20.740	51.616	33.034	259.4	34:49.170
11	1	1:54.482	22.104	56.630	35.748	251.2	24:39.999	18	1	1:45.797	20.876	51.722	33.199	260.7	36:34.967
12	1	1:52.587	22.302	54.922	35.363	242.4	26:32.586	19	1	1:46.318	21.235	51.820	33.263	250.0	38:21.285
13	1	1:52.540	22.178	55.172	35.190	248.4	28:25.126	20	1	1:46.229	21.005	51.832	33.392	257.6	40:07.514
14	1	1:54.827	22.265	56.151	36.411	242.4	30:19.953	21	1	1:46.695	21.118	51.810	33.767	257.0	41:54.209
15	1	1:52.898	21.879	55.631	35.388	252.3	32:12.851								
16	1	1:54.844	22.756	56.347	35.741	249.5	34:07.695								
17	1	1:52.553	22.222	55.019	35.312	244.0	36:00.248								
18	1	1:52.491	22.114	55.012	35.365	242.9	37:52.739								
19	1	1:52.200	22.164	54.741	35.295	245.6	39:44.939								
20	1	1:52.036	22.296	54.588	35.152	241.8	41:36.975								
<b>20</b> MG-Lola EX257 2004 1.Christian GLÄSEL LMP1B															
1	1	1:44.204	23.088	50.002	31.114		1:44.204								
2	1	2:18.799	19.293	49.839	1:09.667	278.4	4:03.003								
3	1	3:19.007	50.738	1:39.317	48.952	66.9	7:22.010								
4	1	2:22.766	31.500	1:08.024	43.242	127.0	9:44.776								
5	1	1:41.009	21.109	49.218	30.682	228.3	11:25.785								
6	1	1:37.228	19.578	47.497	30.153	269.6	13:03.013								
7	1	1:37.351	18.982	47.820	30.549	283.4	14:40.364								
8	1	1:37.186	18.969	48.017	30.200	283.4	16:17.550								
9	1	1:39.720	18.984	47.584	33.152	284.8	17:57.270								
10	1	2:13.078 B	19.074	50.315	1:03.689	284.1	20:10.348								
11	1	3:10.480	1:51.231	48.268	30.981		23:20.828								
12	1	1:38.328	18.894	48.541	30.893	281.2	24:59.156								
13	1	1:38.580	19.990	47.605	30.985	272.2	26:37.736								
14	1	1:37.567	19.105	47.850	30.612	279.8	28:15.303								
15	1	1:37.587	19.467	47.820	30.300	277.0	29:52.890								
16	1	1:39.529	18.872	49.430	31.227	281.2	31:32.419								
17	1	1:36.482	18.950	47.380	30.152	283.4	33:08.901								
18	1	1:50.653	20.775	54.350	35.528	243.4	34:59.554								
19	1	1:48.193	22.403	52.078	33.712	213.8	36:47.747								
20	1	1:46.573	20.707	52.427	33.439	228.3	38:34.320								
21	1	1:48.292	21.369	53.867	33.056	223.7	40:22.612								
<b>25</b> MG-Lola EX257 2001 1.Mike NEWTON LMP2B															
1	1	1:46.727	24.243	51.297	31.187		1:46.727								
2	1	2:17.029	19.916	51.406	1:05.707	281.2	4:03.756								
3	1	3:19.369	50.801	1:40.334	48.234	67.8	7:23.125								
4	1	2:22.063	31.250	1:07.803	43.010	104.3	9:45.188								
5	1	1:43.063	21.633	50.619	30.811	240.8	11:28.251								
6	1	1:39.815	19.674	49.343	30.798	279.8	13:08.066								
7	1	1:39.575	19.281	49.456	30.838	284.8	14:47.641								
8	1	1:39.982	19.416	49.683	30.883	279.8	16:27.623								
9	1	1:41.010	19.185	49.772	32.053	282.7	18:08.633								
10	1	2:21.292 B	20.201	1:00.580	1:00.511	279.8	20:29.925								
11	1	3:15.318	1:50.576	53.460	31.282		23:45.243								
12	1	1:40.436	19.592	49.871	30.973	280.5	25:25.679								
13	1	1:40.220	19.359	49.563	31.298	277.7	27:05.899								
14	1	1:45.848	20.992	50.796	34.060	274.9	28:51.747								
15	1	1:40.572	19.617	49.680	31.275	280.5	30:32.319								
16	1	1:41.011	19.670	49.971	31.370	284.1	32:13.330								
17	1	1:42.100	19.344	51.302	31.454	284.8	33:55.430								
18	1	1:43.361	19.820	51.481	32.060	281.2	35:38.791								
19	1	1:41.614	19.607	50.204	31.803	283.4	37:20.405								
20	1	1:44.612	19.915	51.972	32.725	281.2	39:05.017								
21	1	1:42.699	19.996	51.192	31.511	282.7	40:47.716								
<b>29</b> Porsche 996 GT3-RS 2006 1.Christian TRABER GT2C															
1	1	1:59.394	27.772	56.942	34.680		1:59.394								
2	1	2:15.045	22.073	55.142	57.830	212.9	4:14.439								
3	1	3:21.000	48.898	1:42.762	49.340	66.1	7:35.439								
4	1	2:14.047	30.286	1:04.534	39.227	136.6	9:49.486								
5	1	1:51.137	22.828	54.684	33.625	241.8	11:40.623								
6	1	1:48.502	21.807	53.263	33.432	233.7	13:29.125								
7	1	1:54.703 B	21.307	52.555	40.841	247.8	15:23.828								
8	1	3:08.242	1:40.935	53.570	33.737		18:32.070								
9	1	2:28.361	21.090	1:22.892	44.379	237.2	21:00.431								
10	1	1:48.329	22.755	52.639	32.935	226.0	22:48.760								
11	1	1:47.833	21.087	53.387	33.359	239.2	24:36.593								
12	1	1:47.842	20.963	52.733	34.146	252.3	26:24.435								
13	1	1:48.144	21.267	52.937	33.940	238.2	28:12.579								
14	1	1:47.389	21.072	52.829	33.488	246.1	29:59.968								
15	1	1:47.546	21.074	52.867	33.605	249.5	31:47.514								
16	1	1:46.708	20.924	52.495	33.289	248.9	33:34.222								



**END. RAC. LEGENDS / GROUP C RACING**  
**ESTORIL CLASSICS**  
**RACE 1**

**Sector Analysis**

■ Personal Best ■ Session Best ■ Crossing the finish line in pit lane

Lap	D	Time	Sector 1	Sector 2	Sector 3	T. Spd	Elapsed
17	1	1:48.827	21.171	53.497	34.159	241.8	35:23.049
18	1	1:47.204	21.112	52.914	33.178	242.4	37:10.253
19	1	1:48.227	21.486	52.868	33.873	258.8	38:58.480
20	1	1:47.194	21.200	52.768	33.226	238.7	40:45.674

<b>31</b> Mosler MT900 R 2008 1. Colin PATON 2. Fergus PATON GT2C							
1	2	2:04.936	30.415	58.302	36.219		2:04.936
2	2	2:13.651	22.876	59.221	51.554	212.5	4:18.587
3	2	3:21.284	48.202	1:43.844	49.238	70.0	7:39.871
4	2	2:12.773	30.269	1:04.558	37.946	129.7	9:52.644
5	2	1:52.077	22.632	55.057	34.388	230.7	11:44.721
6	2	1:52.659	22.726	55.216	34.717	215.0	13:37.380
7	2	<b>1:50.809</b>	22.030	<b>54.575</b>	34.204	223.7	15:28.189
8	2	5:23.215 B	21.844	<b>54.197</b>	4:07.174	241.8	20:51.404
9	2	3:21.408	1:47.585	57.964	35.859		24:12.812
10	2	1:51.787	22.865	54.812	<b>34.110</b>	199.9	26:04.599
11	2	1:51.148	21.946	54.964	34.238	241.8	27:55.747
12	2	1:51.157	21.810	54.422	34.925	236.7	29:46.904
13	2	1:52.160	21.724	55.262	35.174	244.5	31:39.064
14	2	1:51.564	21.830	55.343	34.391	240.8	33:30.628
15	2	1:52.320	21.798	55.728	34.794	241.8	35:22.948
16	2	1:51.849	22.201	55.196	34.452	230.2	37:14.797
17	2	1:51.432	22.127	54.835	34.470	243.4	39:06.229
18	2	1:50.946	<b>21.692</b>	54.493	34.761	243.4	40:57.175

<b>35</b> Porsche 993 GT2 Evo 1999 1. Paul MCLEAN GT2A							
1	1	2:59.502 B	29.168	<b>1:23.396</b>	1:06.938		2:59.502

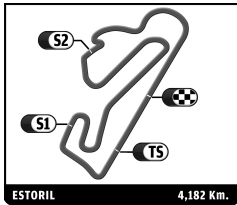
<b>40</b> Ford GT1 2010 1. Philippe SCAMAMA GT1B							
1	1	1:55.951	26.821	<b>54.289</b>	<b>34.841</b>		1:55.951
2	1	22:05.813 B				116.3	24:01.764

<b>51</b> Cannibal Chevrolet IMSA 1998 1. Edouard DEGUEMP LMP1A							
1	1	2:08.166	33.430	58.809	35.927		2:08.166
2	1	2:15.331	24.111	58.882	52.338	205.4	4:23.497
3	1	3:24.236	48.603	1:46.254	49.379	69.1	7:47.733
4	1	2:09.695	31.122	1:01.140	37.433	141.7	9:57.428
5	1	1:53.185	22.425	55.823	34.937	229.3	11:50.613
6	1	1:51.780	23.358	<b>54.034</b>	<b>34.388</b>	227.9	13:42.393
7	1	2:03.455 B	22.492	56.418	44.545	243.4	15:45.848
8	1	5:13.038	3:00.740	1:18.583	53.715		20:58.886
9	1	1:56.835	23.954	56.572	36.309	202.4	22:55.721
10	1	1:51.608	22.172	54.974	34.462	234.2	24:47.329
11	1	1:51.162	22.076	54.408	34.678	242.4	26:38.491
12	1	<b>1:50.867</b>	<b>22.062</b>	54.410	34.395	236.7	28:29.358
13	1	1:55.805	22.266	57.274	36.265	225.6	30:25.163
14	1	2:10.161 B	25.531	58.442	46.188	157.7	32:35.324
15	1	3:14.827	1:41.744	57.953	35.130		35:50.151
16	1	1:53.486	23.364	55.683	34.439	192.9	37:43.637
17	1	1:52.666	22.979	55.189	34.498	197.0	39:36.303
18	1	1:51.148	22.407	54.199	34.542	221.5	41:27.451

<b>60</b> Keiler K II 1998 1. Marc JULY LMP1A										
1	1	1:49.845	24.860	52.020	32.965					1:49.845
2	1	2:15.212	20.321	52.685	1:02.206	257.6				4:05.057
3	1	3:19.531	50.960	1:40.076	48.495	64.1				7:24.588
4	1	2:21.573	30.625	1:07.761	43.187	133.8				9:46.161
5	1	1:45.351	21.121	51.737	32.493	245.1				11:31.512
6	1	1:43.977	20.579	50.924	32.474	254.1				13:15.489
7	1	1:45.010	20.548	51.844	32.618	254.7				15:00.499
8	1	1:44.611	20.762	51.024	32.825	253.5				16:45.110
9	1	1:45.591	20.880	51.282	33.429	256.4				18:30.701
10	1	2:40.302 B	20.902	1:23.744	55.656	251.8				21:11.003
11	1	3:11.323	1:48.535	<b>50.767</b>	<b>32.021</b>					24:22.326
12	1	1:43.433	20.669	<b>50.299</b>	32.465	257.6				26:05.759
13	1	1:44.243	20.920	50.783	32.540	244.0				27:50.002
14	1	1:44.738	20.338	51.144	33.256	257.6				29:34.740
15	1	1:44.459	20.396	51.364	32.699	261.3				31:19.199
16	1	<b>1:42.875</b>	<b>20.189</b>	50.532	32.154	261.9				33:02.074
17	1	1:44.782	20.919	51.490	32.373	254.1				34:46.856
18	1	1:43.679	20.255	50.801	32.623	256.4				36:30.535
19	1	1:44.040	20.587	51.153	32.300	255.2				38:14.575
20	1	1:44.863	20.666	51.069	33.128	250.0				39:59.438
21	1	1:44.051	20.636	50.464	32.951	250.6				41:43.489

<b>70</b> Porsche 997 GT3 RSR 2007 1. Paul PHILLIPS GT2C										
1	1	2:07.354	31.259	59.751	36.344					2:07.354
2	1	2:14.767	23.391	59.084	52.292	220.2				4:22.121
3	1	3:23.893	48.635	1:44.604	50.654	74.1				7:46.014
4	1	2:09.227	30.418	1:01.136	37.673	147.2				9:55.241
5	1	1:54.742	23.182	56.269	<b>35.291</b>	212.5				11:49.983
6	1	1:54.661	22.855	56.257	35.549	218.4				13:44.644
7	1	1:55.360	22.829	55.584	36.947	216.7				15:40.004
8	1	2:03.844 B	23.705	55.814	44.325	216.3				17:43.848
9	1	4:12.263	2:11.702	1:23.145	37.416					21:56.111
10	1	1:56.504	23.132	57.111	36.261	217.1				23:52.615
11	1	1:54.698	22.755	55.740	36.203	216.7				25:47.313
12	1	<b>1:54.276</b>	23.086	<b>55.300</b>	35.890	222.4				27:41.589
13	1	1:56.046	22.663	56.297	37.086	216.7				29:37.635
14	1	1:54.808	<b>22.457</b>	56.145	36.206	226.9				31:32.443
15	1	1:55.841	23.840	56.202	35.799	219.3				33:28.284
16	1	1:55.440	23.095	56.122	36.223	217.1				35:23.724
17	1	1:56.767	22.807	57.866	36.094	215.4				37:20.491
18	1	1:56.079	23.180	55.912	36.987	229.3				39:16.570
19	1	1:55.867	23.151	56.341	36.375	222.4				41:12.437

<b>73</b> Porsche 993 GT2 Evo 1998 1. Guenther SCHINDLER GT2A										
1	1	1:58.319	28.233	55.854	34.232					1:58.319
2	1	2:14.936	22.741	53.807	58.388	202.0				4:13.255
3	1	3:21.141	49.222	1:42.414	49.505	69.5				7:34.396
4	1	2:14.491	30.302	1:04.788	39.401	147.0				9:48.887
5	1	1:50.478	22.603	54.017	33.858	221.9				11:39.365
6	1	1:48.830	22.527	53.231	<b>33.072</b>	257.0				13:28.195
7	1	1:47.740	<b>21.114</b>	<b>52.746</b>	33.880	263.1				15:15.935
8	1	1:48.864	21.767	53.436	33.661	246.1				17:04.799



# END. RAC. LEGENDS / GROUP C RACING

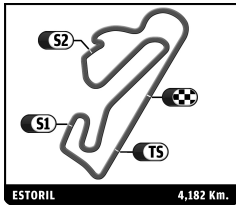
## ESTORIL CLASSICS

### RACE 1

### Sector Analysis

Lap	D	Time	Sector 1	Sector 2	Sector 3	T. Spd	Elapsed	Lap	D	Time	Sector 1	Sector 2	Sector 3	T. Spd	Elapsed
<b>76</b> Porsche 996 GT3-RSR 2005 1. Jean-Lou RIHON 2. Nick PADMORE															
1	1	2:01.898	28.701	58.166	35.031		2:01.898								
2	1	2:13.413	23.762	54.406	55.245	185.1	4:15.311								
3	1	3:21.079	48.801	1:43.029	49.249	75.5	7:36.390								
4	1	2:14.002	30.908	1:03.603	39.491	132.4	9:50.392								
5	1	1:53.508	23.517	54.743	35.248	219.3	11:43.900								
6	1	1:51.415	22.504	54.094	34.817	218.9	13:35.315								
7	1	1:51.727	22.596	54.361	34.770	217.6	15:27.042								
8	1	1:52.802	22.241	54.670	35.891	231.2	17:19.844								
9	1	1:55.597	22.444	53.872	39.281	230.2	19:15.441								
10	1	2:47.492	40.540	1:21.342	45.610	84.2	22:02.933								
11	2	3:55.306	2:28.724	53.118	33.464		25:58.239								
12	2	1:46.745	21.107	52.692	<b>32.946</b>	237.7	27:44.984								
13	2	1:47.260	21.136	52.867	33.257	226.0	29:32.244								
14	2	1:46.997	21.151	52.577	33.269	237.2	31:19.241								
15	2	1:47.125	21.030	52.547	33.548	230.2	33:06.366								
16	2	1:47.703	21.191	52.850	33.662	228.8	34:54.069								
17	2	<b>1:46.199</b>	21.347	<b>51.810</b>	33.042	218.0	36:40.268								
18	2	1:46.755	21.244	52.366	33.145	229.3	38:27.023								
19	2	1:46.374	21.175	51.980	33.219	227.9	40:13.397								
20	2	1:46.214	<b>20.948</b>	52.054	33.212	236.2	41:59.611								
<b>80</b> Porsche 996 GT3-R 2001 1. Pascal DUHAMEL															
1	1	2:07.977	32.660	58.972	36.345		2:07.977								
2	1	2:16.612	34.301	57.853	44.458	227.9	4:24.589								
3	1	3:24.261	48.499	1:46.308	49.454	71.1	7:48.850								
4	1	2:10.352	31.383	1:00.755	38.214	138.0	9:59.202								
5	1	1:54.018	22.715	56.283	35.020	227.4	11:53.220								
6	1	1:53.179	22.497	55.394	35.288	229.8	13:46.399								
7	1	1:53.808	22.422	55.731	35.655	229.3	15:40.207								
8	1	1:54.801	22.927	55.514	36.360	227.4	17:35.008								
9	1	2:15.416	22.671	55.491	57.254	232.2	19:50.424								
10	1	3:13.276	1:41.437	56.486	35.353		23:03.700								
11	1	1:53.599	23.072	55.595	34.932	218.4	24:57.299								
12	1	1:53.775	23.022	55.764	34.989	230.2	26:51.074								
13	1	2:09.927	22.697	55.595	51.635	226.9	29:01.001								
14	1	2:04.282	22.467	1:05.780	36.035	223.7	31:05.283								
15	1	1:55.122	23.062	56.168	35.892	224.2	33:00.405								
16	1	1:55.084	23.589	56.163	35.332	234.2	34:55.489								
17	1	1:53.492	<b>22.401</b>	55.670	35.421	229.8	36:48.981								
18	1	1:52.704	22.471	55.502	34.731	233.2	38:41.685								
19	1	<b>1:51.842</b>	22.455	<b>54.937</b>	<b>34.450</b>	230.2	40:33.527								
<b>86</b> Porsche 996 GT3-RSR 2006 1. Michael FÖVENY 2. Stefan ROITMAYER															
1	2	1:56.780	27.351	55.810	33.619		1:56.780								
2	2	2:12.752	20.991	53.534	58.227	257.6	4:09.532								
3	2	3:19.615	49.420	1:41.015	49.180	63.9	7:29.147								
4	2	2:18.258	31.174	1:05.380	41.704	107.9	9:47.405								
5	2	1:47.293	21.589	52.887	<b>32.817</b>	243.4	11:34.698								
6	2	1:46.145	20.810	52.231	33.104	251.8	13:20.843								
7	2	<b>1:45.257</b>	<b>20.757</b>	<b>51.602</b>	32.898	253.5	15:06.100								
8	2	1:46.565	21.806	51.900	32.859	263.1	16:52.665								
9	2	1:46.358	<b>20.423</b>	52.010	33.925	261.9	18:39.023								
10	2	2:24.246	20.800	1:17.989	45.577	259.4	21:03.269								
11	2	1:55.192	<b>B</b>	21.048	52.349	41.795	251.8	22:58.461							
12	1	3:27.407	1:52.033	58.638	36.736		26:25.868								
13	1	1:57.692	23.156	57.732	36.804	226.0	28:23.560								
14	1	1:57.557	22.945	56.749	37.863	227.9	30:21.117								
15	1	1:57.489	23.383	56.459	37.647	245.1	32:18.606								
16	1	1:57.489	22.778	57.776	36.935	244.0	34:16.095								
17	1	1:56.128	23.010	56.558	36.560	232.7	36:12.223								
18	1	1:57.532	23.471	56.910	37.151	246.7	38:09.755								
19	1	1:56.487	22.807	56.726	36.954	234.2	40:06.242								
20	1	1:57.953	24.442	56.942	36.569	226.0	42:04.195								
<b>88</b> Porsche 997 GT3 RSR 2009 1. Steven OSBORNE 2. Robert SMITH															
1	2	1:56.097	27.047	54.565	34.485		1:56.097								
2	2	2:14.277	21.157	54.622	58.498	248.9	4:10.374								
3	2	3:20.655	50.041	1:40.931	49.683	65.4	7:31.029								
4	2	2:16.766	29.957	1:05.437	41.372	124.7	9:47.795								
5	2	1:48.385	22.234	52.865	33.286	235.1	11:36.180								
6	2	1:47.007	21.211	52.509	33.287	254.7	13:23.187								
7	2	<b>1:46.111</b>	<b>21.000</b>	<b>52.191</b>	<b>32.920</b>	247.2	15:09.298								
8	2	1:47.302	21.356	52.594	33.352	253.5	16:56.600								
9	2	1:47.482	21.278	52.636	33.568	238.7	18:44.082								
10	2	2:22.559	21.402	1:19.566	41.591	244.5	21:06.641								
11	2	2:09.294	<b>B</b>	21.970	1:00.754	46.570	220.2	23:15.935							
12	1	9:47.560	<b>B</b>	7:46.619	1:10.024	50.917	33:03.495								
<b>92</b> TVR Tuscan T400R 2006 1. Jason CLEGG															
1	1	2:02.944	29.280	58.316	35.348		2:02.944								
2	1	2:13.229	23.576	58.949	50.704	189.9	4:16.173								
3	1	3:21.250	48.698	1:43.944	48.608	73.1	7:37.423								
4	1	2:14.252	30.611	1:04.230	39.411	132.4	9:51.675								
5	1	1:52.583	22.770	55.050	34.763	225.1	11:44.258								
6	1	1:51.984	22.604	55.112	<b>34.268</b>	212.5	13:36.242								
7	1	1:51.862	22.136	54.915	34.811	215.4	15:28.104								
8	1	1:52.649	22.386	54.234	36.029	212.9	17:20.753								
9	1	1:55.448	22.113	54.871	38.464	221.5	19:16.201								
10	1	2:33.922	40.362	1:19.103	34.457	82.9	21:50.123								
11	1	2:00.265	<b>B</b>	22.041	54.835	43.389	219.7	23:50.388							
12	1	3:13.728	1:44.284	55.131	34.313		27:04.116								
13	1	1:52.708	23.303	54.449	34.956	218.0	28:56.824								
14	1	1:51.386	22.060	54.828	34.498	232.7	30:48.210								
15	1	<b>1:49.897</b>	22.054	<b>53.532</b>	34.311	219.7	32:38.107								
16	1	1:52.473	22.543	54.897	35.033	228.8	34:30.580								

Personal Best Session Best B Crossing the finish line in pit lane



**END. RAC. LEGENDS / GROUP C RACING**  
**ESTORIL CLASSICS**  
**RACE 1**

**Sector Analysis**

Personal Best Session Best B Crossing the finish line in pit lane

Lap	D	Time	Sector 1	Sector 2	Sector 3	T. Spd	Elapsed	Lap	D	Time	Sector 1	Sector 2	Sector 3	T. Spd	Elapsed
17	1	1:51.169	22.397	54.312	34.460	230.7	36:21.749	5	1	1:53.897	22.716	55.987	35.194	236.2	11:48.677
18	1	1:51.008	22.245	54.412	34.351	225.1	38:12.757	6	1	1:53.534	22.641	55.304	35.589	226.9	13:42.211
19	1	1:52.744	22.155	54.803	35.786	218.9	40:05.501	7	1	1:55.569	23.343	56.153	36.073	232.7	15:37.780
20	1	1:51.157	<b>21.948</b>	54.664	34.545	234.2	41:56.658	8	1	2:00.636 B	22.900	55.441	42.295	214.2	17:38.416

**115** Porsche 996 GT3-RSR 2005  
1. Marc DEVIS  
2. Mathias DEVIS  
GT2C

1	1	1:58.041	27.299	56.235	34.507		1:58.041
2	1	2:14.309	21.998	54.371	57.940	215.4	4:12.350
3	1	3:20.657	49.465	1:42.321	48.871	64.7	7:33.007
4	1	2:15.579	30.145	1:05.532	39.902	124.7	9:48.586
5	1	1:50.130	22.195	53.955	33.980	239.2	11:38.716
6	1	1:48.134	21.371	53.128	33.635	253.5	13:26.850
7	1	<b>1:46.255</b>	<b>20.967</b>	<b>51.726</b>	33.562	249.5	15:13.105
8	1	1:46.436	21.230	51.827	33.379	241.3	16:59.541
9	1	1:56.205 B	21.126	52.288	42.791	240.3	18:55.746
10	2	3:25.141	1:58.438	53.522	33.181		22:20.887
11	2	1:48.808	21.572	53.771	33.465	226.9	24:09.695
12	2	1:49.150	22.180	53.621	33.349	224.2	25:58.845
13	2	1:47.148	21.542	52.507	<b>33.099</b>	226.0	27:45.993
14	2	1:48.976	21.591	53.273	34.112	218.4	29:34.969
15	2	1:47.354	21.607	52.239	33.508	223.7	31:22.323
16	2	1:47.249	21.432	52.381	33.436	236.2	33:09.572
17	2	1:49.255	21.308	53.435	34.512	225.1	34:58.827
18	2	1:47.021	21.330	52.407	33.284	228.3	36:45.848
19	2	1:46.848	21.378	52.219	33.251	244.0	38:32.696
20	2	1:46.352	21.219	51.989	33.144	239.7	40:19.048
21	2	1:47.113	21.190	52.668	33.255	233.7	42:06.161

**124** Argo JM19 C 1988  
1. Marco FUMAGALLI  
2. Stefano ZERBI  
C2a

1	1	2:05.819	31.787	58.240	35.792		2:05.819
2	1	2:11.367	21.295	59.109	50.963	252.9	4:17.186
3	1	3:21.311	48.316	1:44.167	48.828	73.5	7:38.497
4	1	2:13.274	29.917	1:04.327	39.030	127.2	9:51.771
5	1	1:47.891	21.047	53.187	33.657	259.4	11:39.662
6	1	1:46.223	20.933	52.194	33.096	247.2	13:25.885
7	1	1:44.772	20.333	51.715	<b>32.724</b>	269.6	15:10.657
8	1	1:45.948	20.498	52.584	32.866	265.0	16:56.605
9	1	<b>1:44.570</b>	<b>20.156</b>	<b>51.388</b>	33.026	272.2	18:41.175
10	1	2:33.528 B	20.996	1:21.755	50.777	239.2	21:14.703
11	2	3:54.190	2:15.230	1:01.098	37.862		25:08.893
12	2	2:04.095	26.454	58.272	39.369	200.2	27:12.988
13	2	1:56.660	23.890	56.079	36.691	198.8	29:09.648
14	2	1:58.284	24.093	57.924	36.267	209.3	31:07.932
15	2	2:01.588	23.882	56.136	41.570	219.7	33:09.520
16	2	1:58.769	23.850	56.814	38.105	192.9	35:08.289
17	2	1:55.553	22.554	56.060	36.939	218.4	37:03.842
18	2	1:55.208	22.284	55.421	37.503	241.8	38:59.050
19	2	1:59.966	23.678	58.596	37.692	198.8	40:59.016

**155** TVR Tuscan T400R 2003  
1. Matthew HOLBEN  
GT2B

1	1	2:06.488	30.795	58.766	36.927		2:06.488
2	1	2:13.824	23.476	58.303	52.045	225.6	4:20.312
3	1	3:23.086	47.878	1:45.241	49.967	69.0	7:43.398
4	1	2:11.382	30.695	1:02.018	38.669	126.3	9:54.780

**181** Olmas GLT 200 1988  
1. Bertrand ROUCHAUD  
2. Antoine WEIL  
C2a

1	1	1:57.657	26.539	56.296	34.822		1:57.657
2	1	2:13.970	21.770	54.557	57.643	205.0	4:11.627
3	1	3:20.677	49.704	1:42.165	48.808	65.2	7:32.304
4	1	2:15.853	29.746	1:06.208	39.899	124.5	9:48.157
5	1	1:50.122	22.160	54.068	33.894	226.0	11:38.279
6	1	1:47.488	21.356	52.736	33.396	245.6	13:25.767
7	1	<b>1:46.587</b>	20.957	52.232	33.398	242.9	15:12.354
8	1	1:46.643	20.933	52.176	33.534	235.1	16:58.997
9	1	1:46.744	20.954	52.051	33.739	247.2	18:45.741
10	1	2:20.835	20.968	1:20.322	39.545	234.2	21:06.576
11	1	1:46.861	20.960	52.525	<b>33.376</b>	250.0	22:53.437
12	1	1:55.906 B	21.083	<b>51.999</b>	42.824	227.9	24:49.343
13	1	3:45.675	2:19.201	52.908	33.566		28:35.018
14	1	1:46.710	<b>20.819</b>	52.440	33.451	245.1	30:21.728
15	1	1:48.552	22.060	52.384	34.108	239.7	32:10.280

**190** Ferrari F430 GTC 2010  
1. Pierre EHRET  
GT2C

1	1	1:54.128	26.188	53.853	34.087		1:54.128
2	1	2:14.416	20.846	53.753	59.817	250.0	4:08.544
3	1	3:18.987	49.654	1:39.773	49.560	64.8	7:27.531
4	1	2:19.337	29.347	1:07.645	42.345	148.5	9:46.868
5	1	1:47.504	21.459	52.932	33.113	242.9	11:34.372
6	1	1:45.989	20.494	52.340	33.155	254.7	13:20.361
7	1	1:46.285	20.556	52.844	32.885	248.9	15:06.646
8	1	1:45.309	20.542	52.146	<b>32.621</b>	258.2	16:51.955
9	1	1:45.717	<b>20.208</b>	52.629	32.880	260.7	18:37.672
10	1	2:31.717 B	20.507	1:19.106	52.104	253.5	21:09.389
11	1	3:18.203	1:51.209	53.738	33.256		24:27.592
12	1	1:46.181	20.540	52.617	33.024	251.8	26:13.773
13	1	1:45.700	20.427	52.313	32.960	253.5	27:59.473
14	1	1:47.234	20.503	52.468	34.263	253.5	29:46.707
15	1	1:46.288	20.533	52.792	32.963	255.8	31:32.995
16	1	1:46.849	21.029	52.633	33.187	236.7	33:19.844
17	1	1:46.245	20.668	<b>52.017</b>	33.560	253.5	35:06.089
18	1	1:45.604	20.712	52.259	32.633	254.7	36:51.693
19	1	1:46.388	20.959	52.538	32.891	260.7	38:38.081
20	1	<b>1:45.143</b>	20.375	52.035	32.733	253.5	40:23.224