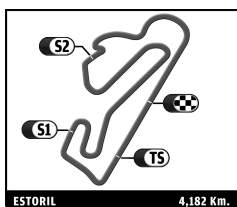


CLASSIC ENDURANCE RACING 1
ESTORIL CLASSICS
PRIVATE PRACTICE

Sector Analysis

Personal Best Session Best B Crossing the finish line in pit lane

Lap	D	Time	Sector 1	Sector 2	Sector 3	T. Spd	Elapsed	Lap	D	Time	Sector 1	Sector 2	Sector 3	T. Spd	Elapsed
7	Lola T70 Mk III B 1969 1.Toni SEILER P+2L							3	1	1:51.592	21.992	55.308	34.292	240.3	7:43.479
	4	1	2:35.169	B	22.174	1:00.177	1:12.818	240.3	10:18.648						
	5	1	5:37.234	4:02.531	58.177	36.526	15:55.882								
	6	1	1:55.077	23.122	55.706	36.249	215.0	17:50.959							
	7	1	1:49.149	21.839	53.439	33.871	236.7	19:40.108							
	8	1	1:49.751	21.504	54.210	34.037	246.1	21:29.859							
	9	1	1:52.101	23.078	54.817	34.206	232.2	23:21.960							
	10	1	1:52.485	23.356	54.703	34.426	205.8	25:14.445							
	11	1	2:41.543	B	22.109	1:17.848	1:01.586	227.4	27:55.988						
	12	1	8:11.529	6:40.193	56.331	35.005	36:07.517								
	13	1	1:51.037	21.575	54.291	35.171	230.7	37:58.554							
	14	1	1:49.843	21.577	53.689	34.577	241.3	39:48.397							
15	1	1:48.346	21.371	53.417	33.558	244.5	41:36.743								
16	1	1:49.612	21.572	53.363	34.677	226.9	43:26.355								
17	1	2:05.210	B	22.573	54.288	48.349	207.0	45:31.565							
11	Chevron B19 1971 1.Marc DEVIS P-2L 2.Mathias DEVIS							1	1	3:15.502	1:33.930	1:03.121	38.451	3:15.502	
	2	1	2:03.322	23.853	1:01.355	38.114	198.1	5:18.824							
	3	1	1:57.346	22.830	59.638	34.878	222.8	7:16.170							
	4	1	2:11.873	B	22.370	56.219	53.284	225.1	9:28.043						
	5	2	6:34.285	4:58.403	59.276	36.606	16:02.328								
	6	2	1:56.014	22.962	56.877	36.175	214.6	17:58.342							
	7	2	1:55.494	23.007	56.495	35.992	206.2	19:53.836							
	8	2	1:54.803	23.086	56.189	35.528	224.6	21:48.639							
	9	2	1:54.480	22.706	55.907	35.867	228.3	23:43.119							
	10	2	1:54.026	22.883	55.596	35.547	222.4	25:37.145							
	11	2	2:42.617	B	24.641	1:16.531	1:01.445	218.9	28:19.762						
	12	2	8:23.755	6:49.049	58.441	36.265	36:43.517								
	13	2	1:59.379	24.560	56.819	38.000	206.6	38:42.896							
	14	2	1:56.051	23.437	57.149	35.465	203.2	40:38.947							
	15	2	1:54.257	22.778	56.037	35.442	217.6	42:33.204							
	16	2	1:53.999	22.856	55.537	35.606	212.5	44:27.203							
	17	2	1:56.279	22.746	57.637	35.896	217.1	46:23.482							
21	De Tomaso Pantera Gr. IV 1975 1.Ralf KELLEINERS GT1							1	1	3:39.107	1:47.611	1:11.708	39.788	3:39.107	
	2	1	1:58.454	24.456	58.097	35.901	188.3	5:37.561							
	3	1	1:53.628	22.639	54.786	36.203	208.1	7:31.189							
	4	1	2:22.040	B	23.125	57.813	1:01.102	221.0	9:53.229						
	5	1	5:09.108	3:38.189	56.021	34.898	15:02.337								
	6	1	1:52.474	22.648	54.799	35.027	209.7	16:54.811							
	7	1	2:04.197	B	22.471	57.540	44.186	207.4	18:59.008						
	8	1	5:17.580	3:43.903	58.410	35.267	24:16.588								
	9	1	2:07.165	B	22.872	55.112	49.181	207.7	26:23.753						
	10	1	9:37.381	8:04.113	58.173	35.095	36:01.134								
	11	1	1:52.204	22.350	54.772	35.082	217.1	37:53.338							
	12	1	2:02.829	B	22.532	56.434	43.863	214.2	39:56.167						
	13	1	3:41.206	2:10.951	55.147	35.108	43:37.373								
	14	1	1:52.425	22.547	55.079	34.799	215.4	45:29.798							
22	Porsche 911 Carrera RSR 3.0 (C) 1975 1.Fernando ESPRITO SANTI GT1 2.Ricardo BRAVO							1	1	2:47.496	1:01.300	1:04.577	41.619	2:47.496	
	2	1	2:01.949	24.927	58.954	38.068	192.9	4:49.445							
	3	1	2:00.051	23.922	58.927	37.202	215.4	6:49.496							
	4	1	2:00.325	23.777	58.696	37.852	218.9	8:49.821							
	5	1	2:49.159	B	29.960	1:15.600	1:03.599	160.4	11:38.980						
	6	1	4:01.892	2:19.598	1:02.398	39.896	15:40.872								
	7	1	2:04.539	23.874	1:01.468	39.197	222.8	17:45.411							
	8	1	2:02.389	24.198	59.154	39.037	226.5	19:47.800							
	9	1	2:00.347	23.945	58.949	37.453	221.9	21:48.147							
	10	1	2:00.610	24.389	58.355	37.866	216.3	23:48.757							
	11	1	2:14.383	B	24.240	1:01.515	48.628	216.3	26:03.140						
	12	2	10:08.005	8:24.901	1:03.055	40.049	36:11.145								
	13	2	1:58.698	24.569	57.665	36.464	208.9	38:09.843							
	14	2	1:56.940	23.470	57.158	36.312	228.3	40:06.783							
	15	2	1:55.832	22.890	56.737	36.205	232.7	42:02.615							
	16	2	1:58.403	22.898	57.946	37.559	230.7	44:01.018							
	17	2	1:56.393	22.778	57.292	36.323	232.7	45:57.411							
16	Lola T212 1971 1.Serge KRIKNOFF P-2L							1	1	3:41.801	1:44.533	1:14.141	43.127	3:41.801	
	2	1	2:08.564	28.859	1:01.265	38.440	161.8	5:50.365							
	3	1	1:52.360	22.767	55.152	34.441	220.6	7:42.725							
	4	1	2:33.963	B	22.510	59.512	1:11.941	226.0	10:16.688						
	5	1	6:17.688	4:44.074	58.623	34.991	16:34.376								
	6	1	1:50.513	21.993	53.980	34.540	221.9	18:24.889							
	7	1	1:49.797	22.706	53.158	33.933	203.2	20:14.686							
	8	1	2:18.595	B	24.314	1:01.812	52.469	195.3	22:33.281						
	9	1	5:14.692	3:05.478	1:17.779	51.435	27:47.973								
	10	1	3:18.514	B	40.081	1:27.996	1:10.437	95.8	31:06.487						
	11	1	5:04.235	3:31.877	57.403	34.955	36:10.722								
	12	1	1:49.944	21.632	53.936	34.376	225.6	38:00.666							
	13	1	1:51.530	23.148	53.945	34.437	203.9	39:52.196							
	14	1	1:48.714	21.698	53.020	33.996	227.4	41:40.910							
	15	1	2:25.733	B	25.186	1:05.816	54.731	219.7	44:06.643						
19	Chevron B19 1971 1.Rolf SIGRIST P-2L							1	1	3:48.389	2:01.539	1:05.546	41.304	3:48.389	
	2	1	2:03.498	25.313	1:01.658	36.527	200.2	5:51.887							
23	Chevron B21 1972 1.Romain BELLETESTE P-2L							1	1	3:31.357	1:28.962	1:14.088	48.307	3:31.357	
	2	1	2:16.256	30.383	1:03.282	42.591	110.7	5:47.613							



CLASSIC ENDURANCE RACING 1

ESTORIL CLASSICS

PRIVATE PRACTICE

Sector Analysis

■ Personal Best ■ Session Best B Crossing the finish line in pit lane

Lap	D	Time	Sector 1	Sector 2	Sector 3	T. Spd	Elapsed
3	1	2:03.838	27.433	1:00.057	36.348	200.2	7:51.451
4	1	2:41.889 B	23.106	1:08.328	1:10.455	219.7	10:33.340
5	1	4:47.873	3:13.753	58.219	35.901		15:21.213
6	1	1:54.670	22.821	56.455	35.394	226.0	17:15.883
7	1	1:53.643	22.585	55.935	35.123	221.9	19:09.526
8	1	1:53.523	22.530	56.048	34.945	227.4	21:03.049
9	1	1:56.151	23.486	56.995	35.670	198.1	22:59.200
10	1	1:53.486	22.589	55.904	34.993	226.0	24:52.686
11	1	2:23.205	22.652	1:06.212	54.341	222.4	27:15.891
12	1	3:17.158 B	39.293	1:31.156	1:06.709	96.8	30:33.049
13	1	5:56.346	4:19.476	1:00.376	36.494		36:29.395
14	1	1:52.747	22.510	55.358	34.879	226.9	38:22.142
15	1	1:52.513	23.146	54.882	34.485	194.6	40:14.655
16	1	1:51.211	22.543	54.734	33.934	209.3	42:05.866
17	1	1:52.039	22.530	54.906	34.603	213.8	43:57.905
18	1	1:50.523	22.204	54.152	34.167	227.9	45:48.428

Lap	D	Time	Sector 1	Sector 2	Sector 3	T. Spd	Elapsed
1	1	3:24.853	1:20.244	1:15.940	48.669		3:24.853
2	1	2:34.366	30.969	1:15.316	48.081	168.5	5:59.219
3	1	2:28.327	29.293	1:15.204	43.830	161.1	8:27.546
4	1	3:00.723 B	31.781	1:23.905	1:05.037	169.2	11:28.269
5	1	4:55.448	2:56.146	1:14.546	44.756		16:23.717
6	1	2:23.632	31.151	1:09.913	42.568	158.8	18:47.349
7	1	2:21.846	29.518	1:09.234	43.094	154.8	21:09.195
8	1	2:25.256	29.615	1:11.965	43.676	162.3	23:34.451
9	1	2:23.770	28.409	1:11.221	44.140	183.9	25:58.221
10	1	2:47.800	35.846	1:19.842	52.112	129.1	28:46.021
11	1	3:16.453 B	36.340	1:31.659	1:08.454	126.6	32:02.474
12	1	5:05.233	3:13.749	1:08.984	42.500		37:07.707
13	1	2:20.914	28.744	1:07.662	44.508	155.2	39:28.621
14	1	2:21.897	29.143	1:08.528	44.226	149.6	41:50.518
15	1	2:21.333	29.400	1:08.877	43.056	160.2	44:11.851
16	1	2:20.182	27.882	1:09.550	42.750	169.2	46:32.033

Lap	D	Time	Sector 1	Sector 2	Sector 3	T. Spd	Elapsed
1	1	3:25.747	1:46.223	1:01.768	37.756		3:25.747
2	1	1:55.026	22.926	56.066	36.034	196.7	5:20.773
3	1	1:54.023	22.600	56.835	34.588	200.2	7:14.796
4	1	2:07.469 B	21.680	54.793	50.996	221.5	9:22.265
5	1	5:33.841	4:05.563	54.604	33.674		14:56.106
6	1	1:49.056	21.643	53.158	34.255	234.2	16:45.162
7	1	2:31.689 B	21.726	1:24.509	45.454	230.2	19:16.851

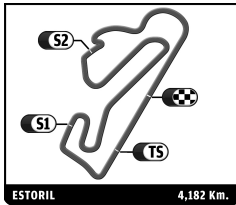
Lap	D	Time	Sector 1	Sector 2	Sector 3	T. Spd	Elapsed
1	1	2:39.548	50.849	1:09.758	38.941		2:39.548
2	1	2:02.011	24.979	1:00.480	36.552	185.4	4:41.559
3	1	1:58.528	23.679	58.156	36.693	194.9	6:40.087
4	1	1:56.356	22.961	57.468	35.927	215.4	8:36.443
5	1	2:56.751 B	28.161	1:21.848	1:06.742	201.3	11:33.194
6	1	4:09.239	2:33.338	58.900	37.001		15:42.433
7	1	1:57.468	22.982	58.909	35.577	206.2	17:39.901
8	1	2:09.934 B	23.641	58.915	47.378	190.9	19:49.835
9	1	11:06.482 B	8:17.344	1:39.608	1:09.530		30:56.317

Lap	D	Time	Sector 1	Sector 2	Sector 3	T. Spd	Elapsed
10	1	5:06.009	3:26.898	1:01.972	37.139		36:02.326
11	1	1:57.392	23.363	57.331	36.698	191.5	37:59.718
12	1	1:57.401	23.939	57.814	35.648	202.8	39:57.119
13	1	1:55.515	22.780	56.988	35.747	204.3	41:52.634
14	1	2:20.999 B	23.354	58.630	59.015	192.5	44:13.633

Lap	D	Time	Sector 1	Sector 2	Sector 3	T. Spd	Elapsed
1	1	3:14.723	1:30.056	1:06.462	38.205		3:14.723
2	1	2:03.538	23.385	1:01.979	38.174	207.4	5:18.261
3	1	1:59.005	23.068	1:00.554	35.383	231.2	7:17.266
4	1	2:13.103 B	22.441	55.948	54.714	230.7	9:30.369
5	1	6:23.724	4:46.319	1:00.217	37.188		15:54.093
6	1	1:56.760	22.443	57.833	36.484	231.7	17:50.853
7	1	1:53.958	22.867	55.463	35.628	225.1	19:44.811
8	1	1:55.318	22.615	57.570	35.133	236.7	21:40.129
9	1	1:53.272	22.497	55.645	35.130	242.4	23:33.401
10	1	1:54.422	22.497	56.078	35.847	235.1	25:27.823
11	1	2:38.331 B	26.008	1:13.319	59.004	236.2	28:06.154
12	1	7:49.580	6:17.250	57.003	35.327		35:55.734
13	1	1:52.635	22.545	55.036	35.054	232.7	37:48.369
14	1	2:01.506	22.471	1:02.300	36.735	237.2	39:49.875
15	1	2:00.972	22.538	58.210	40.224	235.1	41:50.847
16	1	2:04.596 B	23.079	55.916	45.601	220.2	43:55.443

Lap	D	Time	Sector 1	Sector 2	Sector 3	T. Spd	Elapsed
1	1	3:08.823	1:20.972	1:06.645	41.206		3:08.823
2	1	2:13.038	26.208	1:04.656	42.174	164.7	5:21.861
3	1	2:08.756	25.696	1:03.212	39.848	169.0	7:30.617
4	1	2:44.376 B	25.258	1:07.529	1:11.589	182.4	10:14.993
5	1	5:42.622	3:55.740	1:05.642	41.240		15:57.615
6	1	2:07.990	25.001	1:02.807	40.182	194.2	18:05.605
7	1	2:06.958	25.416	1:02.062	39.480	186.1	20:12.563
8	1	2:08.093	25.091	1:02.560	40.442	183.6	22:20.656
9	1	2:14.984 B	24.941	1:03.162	46.881	200.2	24:35.640
10	1	11:47.630	...	1:03.461	40.086		36:23.270
11	1	2:25.662 B	25.528	1:03.131	57.003	182.1	38:48.932

Lap	D	Time	Sector 1	Sector 2	Sector 3	T. Spd	Elapsed
1	1	3:46.827	1:56.926	1:09.101	40.800		3:46.827
2	1	2:07.225	26.367	1:01.476	39.382	158.1	5:54.052
3	1	2:05.274	24.156	1:02.434	38.684	192.2	7:59.326
4	1	3:02.957 B	23.870	1:20.130	1:18.957	206.2	11:02.283
5	1	4:40.701	2:58.448	1:02.586	39.667		15:42.984
6	1	2:08.680	24.981	1:04.538	39.161	176.8	17:51.664
7	1	2:06.769	25.263	1:02.803	38.703	173.5	19:58.433
8	1	2:03.646	25.827	1:00.108	37.711	194.9	22:02.079
9	1	2:06.360	23.882	1:03.132	39.346	220.2	24:08.439
10	1	2:09.864	23.856	1:00.374	45.634	204.3	26:18.303
11	1	3:39.661 B	48.032	1:36.584	1:15.045	77.0	29:57.964
12	1	6:37.170	4:51.428	1:06.173	39.569		36:35.134
13	1	2:07.335	25.525	1:01.732	40.078	165.0	38:42.469
14	1	2:11.333	26.895	1:04.993	39.445	172.4	40:53.802
15	1	2:01.942	23.886	59.732	38.324	210.9	42:55.744
16	1	2:06.699	23.697	1:03.095	39.907	213.8	45:02.443

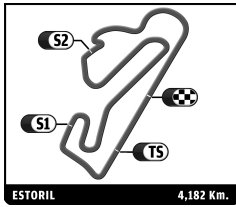


CLASSIC ENDURANCE RACING 1
ESTORIL CLASSICS
PRIVATE PRACTICE

Sector Analysis

Personal Best Session Best B Crossing the finish line in pit lane

Lap	D	Time	Sector 1	Sector 2	Sector 3	T. Spd	Elapsed	Lap	D	Time	Sector 1	Sector 2	Sector 3	T. Spd	Elapsed																																																																																																																																								
48 Porsche 908/03 1969 1. Peter VÖGELE P+2L								9	1	1:57.698	23.434	57.998	36.266	204.7	23:56.013	10	1	2:00.603	23.441	58.095	39.067	197.7	25:56.616	11	1	2:53.053 B	30.631	1:20.223	1:02.199	134.6	28:49.669	12	1	8:00.725	6:23.406	1:01.135	36.184		36:50.394	13	1	2:00.106	23.330	59.895	36.881	199.1	38:50.500	14	1	1:57.151	23.434	57.964	35.753	203.9	40:47.651	15	1	1:56.635	22.993	56.872	36.770	215.0	42:44.286	16	1	1:57.415	24.491	56.681	36.243	202.0	44:41.701	17	1	1:55.007	23.016	55.862	36.129	200.6	46:36.708																																																																								
52 Chevron B16 1970 1. Francisco SA CARNEIRO 2. Joao CANNAS P-2L								1	1	2:59.904	1:06.435	1:11.717	41.752		2:59.904	2	1	2:09.723	26.259	1:03.696	39.768	188.6	5:09.627	3	1	2:01.658	25.659	59.400	36.599	201.3	7:11.285	4	1	2:14.687 B	23.644	59.277	51.766	215.9	9:25.972	5	1	6:05.891	4:27.678	1:01.751	36.462		15:31.863	6	1	1:56.153	23.021	57.678	35.544	218.0	17:28.016	7	1	1:57.061	23.593	57.751	35.717	209.3	19:25.077	8	1	1:56.438	22.984	58.076	35.378	215.0	21:21.515	9	1	1:54.029	22.578	56.921	34.530	222.8	23:15.544	10	1	1:58.947	22.427	58.672	37.848	230.2	25:14.491	11	1	2:34.414	25.718	1:18.788	49.908	197.7	27:48.905	12	1	3:19.699 B	40.204	1:28.075	1:11.420	88.9	31:08.604	13	1	5:08.325	3:32.338	1:00.176	35.811		36:16.929	14	1	1:53.314	22.672	56.042	34.600	233.2	38:10.243	15	1	1:52.807	22.328	55.145	35.334	234.2	40:03.050	16	1	1:50.851	22.167	54.385	34.299	234.6	41:53.901	17	1	1:58.726	24.716	57.369	36.641	208.1	43:52.627	18	1	1:58.327	22.672	1:00.146	35.509	224.6	45:50.954
56 Chevron B19 1971 1. Joao Paulo CAMPOS COS 2. Alexandre BEIRAO P-2L								1	1	2:48.130	48.624	1:15.231	44.275		2:48.130	2	1	2:18.413	27.833	1:07.734	42.846	163.0	5:06.543	3	1	2:40.180 B	28.865	1:13.030	58.285	171.6	7:46.723	4	1	7:49.741	5:57.296	1:09.764	42.681		15:36.464	5	1	2:21.323	27.461	1:12.137	41.725	187.6	17:57.787	6	1	2:20.330	28.685	1:09.844	41.801	157.7	20:18.117	7	1	2:16.746	26.869	1:08.097	41.780	186.7	22:34.863	8	1	2:14.579	27.103	1:06.492	40.984	191.9	24:49.442	9	1	2:29.718	27.512	1:13.859	48.347	197.4	27:19.160	10	1	3:18.537 B	38.623	1:30.817	1:09.097	100.1	30:37.697	11	1	6:07.169	4:13.147	1:08.914	45.108		36:44.866	12	1	2:16.725	27.471	1:07.678	41.576	186.4	39:01.591	13	1	2:15.780	26.716	1:07.288	41.776	197.0	41:17.371	14	1	2:13.819	26.973	1:05.729	41.117	196.3	43:31.190	15	1	2:14.072	26.800	1:05.942	41.330	208.5	45:45.262																								
57 Lola T70 Mk III 1968 1. Christophe GADAIS P+2L								1	1	3:27.082	1:32.743	1:11.483	42.856		3:27.082	2	1	2:14.198	26.993	1:06.980	40.225	174.6	5:41.280	3	1	2:10.570	25.710	1:06.057	38.803	183.6	7:51.850	4	1	3:06.165 B	26.333	1:18.221	1:21.611	160.2	10:58.015	5	1	5:50.385	4:01.109	1:08.280	40.996		16:48.400	6	1	2:07.224	25.776	1:03.659	37.789	171.9	18:55.624																																																																																																
58 Chevron B21 1972 1. Carlos TAVARES P-2L								1	1	4:06.022	2:05.352	1:15.787	44.883		4:06.022	2	1	2:16.978	28.092	1:07.747	41.139	153.7	6:23.000	3	1	2:07.951	26.277	1:02.657	39.017	170.0	8:30.951	4	1	3:00.375 B	29.413	1:24.319	1:06.643	171.3	11:31.326	5	1	4:22.290	2:38.630	1:05.797	37.863		15:53.616	6	1	2:04.400	26.818	1:00.709	36.873	173.0	17:58.016	7	1	2:00.943	24.243	58.705	37.995	187.6	19:58.959	8	1	1:59.356	24.282	58.320	36.754	199.9	21:58.315																																																																																
64 Porsche 911 Carrera RSR 3.0 (C) 1974 1. Frédéric DUCOURAU GT1								1	1	2:48.130	48.624	1:15.231	44.275		2:48.130	2	1	2:18.413	27.833	1:07.734	42.846	163.0	5:06.543	3	1	2:40.180 B	28.865	1:13.030	58.285	171.6	7:46.723	4	1	7:49.741	5:57.296	1:09.764	42.681		15:36.464	5	1	2:21.323	27.461	1:12.137	41.725	187.6	17:57.787	6	1	2:20.330	28.685	1:09.844	41.801	157.7	20:18.117	7	1	2:16.746	26.869	1:08.097	41.780	186.7	22:34.863	8	1	2:14.579	27.103	1:06.492	40.984	191.9	24:49.442	9	1	2:29.718	27.512	1:13.859	48.347	197.4	27:19.160	10	1	3:18.537 B	38.623	1:30.817	1:09.097	100.1	30:37.697	11	1	6:07.169	4:13.147	1:08.914	45.108		36:44.866	12	1	2:16.725	27.471	1:07.678	41.576	186.4	39:01.591	13	1	2:15.780	26.716	1:07.288	41.776	197.0	41:17.371	14	1	2:13.819	26.973	1:05.729	41.117	196.3	43:31.190	15	1	2:14.072	26.800	1:05.942	41.330	208.5	45:45.262																								
66 Ford GT40 1965 1. Jean-François DECAUX GT1								1	1	3:27.082	1:32.743	1:11.483	42.856		3:27.082	2	1	2:14.198	26.993	1:06.980	40.225	174.6	5:41.280	3	1	2:10.570	25.710	1:06.057	38.803	183.6	7:51.850	4	1	3:06.165 B	26.333	1:18.221	1:21.611	160.2	10:58.015	5	1	5:50.385	4:01.109	1:08.280	40.996		16:48.400	6	1	2:07.224	25.776	1:03.659	37.789	171.9	18:55.624																																																																																																



CLASSIC ENDURANCE RACING 1
ESTORIL CLASSICS
PRIVATE PRACTICE

Sector Analysis

Personal Best Session Best B Crossing the finish line in pit lane

Lap	D	Time	Sector 1	Sector 2	Sector 3	T. Spd	Elapsed	Lap	D	Time	Sector 1	Sector 2	Sector 3	T. Spd	Elapsed
7	1	2:06.899	25.016	1:03.308	38.575	192.9	21:02.523	11	2	3:20.411 B	38.549	1:30.995	1:10.867	106.1	30:40.442
8	1	2:06.193	25.573	1:02.128	38.492	180.3	23:08.716	12	2	7:23.436	5:41.416	1:00.589	41.431		38:03.878
9	1	2:05.532	25.181	1:01.611	38.740	187.6	25:14.248	13	2	1:59.391	23.837	58.618	36.936	215.0	40:03.269
10	1	2:35.811	27.505	1:18.731	49.575	165.9	27:50.059	14	2	1:59.312	23.932	58.183	37.197	218.0	42:02.581
11	1	3:23.238 B	42.613	1:30.037	1:10.588	77.3	31:13.297	15	2	2:13.184	28.409	1:03.317	41.458	207.0	44:15.765
12	1	5:36.236	3:56.400	1:01.702	38.134		36:49.533	16	2	2:42.800 B	28.149	1:11.870	1:02.781	183.0	46:58.565
13	1	2:04.661	23.597	1:03.104	37.960	219.3	38:54.194								
14	1	2:01.704	23.364	1:01.070	37.270	226.5	40:55.898								
15	1	2:04.386	25.016	1:00.499	38.871	201.3	43:00.284								
16	1	2:01.815	23.953	1:00.335	37.527	221.0	45:02.099								

68 Porsche 911 Carrera RSR 3.0 1974
1. Luca LITTARDI GT1

1	1	3:53.567	2:02.065	1:10.116	41.386		3:53.567
2	1	2:11.172	26.123	1:05.412	39.637	203.9	6:04.739
3	1	2:15.887	28.304	1:05.838	41.745	197.7	8:20.626
4	1	2:51.575 B	25.566	1:08.664	1:17.345	212.9	11:12.201
5	1	4:46.366	2:56.810	1:08.947	40.609		15:58.567
6	1	2:08.717	25.268	1:02.773	40.676	194.6	18:07.284
7	1	2:05.920	24.788	1:02.174	38.958	210.1	20:13.204
8	1	2:10.333	26.771	1:04.767	38.795	183.3	22:23.537
9	1	2:19.569 B	25.228	1:06.556	47.785	218.0	24:43.106
10	1	6:31.719 B	4:00.722	1:23.086	1:07.911		31:14.825
11	1	5:24.483	3:31.390	1:09.534	43.559		36:39.308
12	1	2:16.822	29.896	1:06.865	40.061	219.7	38:56.130
13	1	2:03.335	24.508	1:00.628	38.199	210.1	40:59.465
14	1	2:02.958	24.121	1:00.754	38.083	220.2	43:02.423
15	1	2:02.295	24.268	1:00.056	37.971	209.3	45:04.718

69 Ford GT40 1965
1. Mr JOHN OF B GT1
2. Soheil AYARI

1	1	5:43.495	3:58.080	1:05.405	40.010		5:43.495
2	1	1:58.190	24.350	57.915	35.925	191.5	7:41.685
3	1	2:38.687 B	23.217	1:02.447	1:13.023	207.0	10:20.372
4	1	6:35.638	4:58.727	57.875	39.036		16:56.010
5	1	1:55.509	22.366	57.293	35.850	208.5	18:51.519
6	1	1:54.096	23.027	55.622	35.447	197.0	20:45.615
7	1	1:53.982	22.785	55.920	35.277	207.7	22:39.597
8	1	1:54.822	22.318	55.762	36.742	218.9	24:34.419
9	1	2:31.257 B	27.335	1:06.248	57.674	138.1	27:05.676
10	2	9:35.400	7:58.067	58.285	39.048		36:41.076
11	2	1:58.497	23.406	58.192	36.899	214.2	38:39.573
12	2	1:50.566	21.553	53.840	35.173	222.8	40:30.139
13	2	2:11.845 B	22.275	59.482	50.088	205.8	42:41.984

71 Porsche 911 Carrera RS 3.0 1975
1. Annette ROLNER GT1
2. Pierre-Alain THIBAUT

1	2	2:35.609	56.597	1:01.377	37.635		2:35.609
2	2	1:59.535	23.918	58.532	37.085	215.0	4:35.144
3	2	1:59.873	24.014	58.922	36.937	216.3	6:35.017
4	2	2:33.306 B	24.991	1:06.206	1:02.109	214.2	9:08.323
5	2	7:16.124	5:32.137	1:04.324	39.663		16:24.447
6	2	2:11.182	28.319	1:03.079	39.784	165.9	18:35.629
7	2	2:06.072	25.560	1:01.606	38.906	195.6	20:41.701
8	2	2:06.632	25.596	1:02.050	38.986	191.2	22:48.333
9	2	2:10.187	26.441	1:02.220	41.526	201.7	24:58.520
10	2	2:21.511	26.120	1:07.284	48.107	197.0	27:20.031

72 Chevron B16 1970
1. Didier ROBIN P-2L
2. Arnold ROBIN

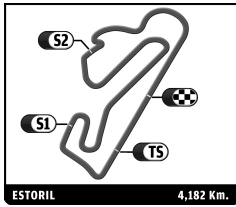
1	2	2:13.865	34.459	1:02.054	37.352		2:13.865
2	2	1:58.068	23.567	58.624	35.877	207.7	4:11.933
3	2	1:55.585	23.059	56.907	35.619	204.7	6:07.518
4	2	1:54.764	22.996	56.276	35.492	211.3	8:02.282
5	2	2:56.984 B	22.200	1:15.273	1:19.511	236.7	10:59.266
6	1	5:23.860	3:39.438	1:02.335	42.087		16:23.126
7	1	2:04.618	24.973	1:00.846	38.799	197.0	18:27.744
8	1	2:02.170	24.216	1:00.506	37.448	209.7	20:29.914
9	1	1:59.318	23.544	58.330	37.444	215.4	22:29.232
10	1	1:59.642	23.218	58.935	37.489	220.2	24:28.874
11	1	2:20.561	23.517	58.545	58.499	206.6	26:49.435
12	1	3:28.276 B	44.672	1:32.065	1:11.539	82.6	30:17.711
13	1	6:24.683	4:44.072	1:01.851	38.760		36:42.394
14	1	2:02.844	25.473	59.985	37.386	199.1	38:45.238
15	1	1:59.013	23.908	58.255	36.850	209.3	40:44.251
16	1	1:59.349	24.030	57.623	37.696	218.9	42:43.600
17	1	1:58.197	23.264	57.440	37.493	227.4	44:41.797
18	1	1:58.275	23.810	57.853	36.612	192.2	46:40.072

79 Porsche 911 Carrera RS 3.0 (C) 1975
1. Brice PINEAU GT1
2. Olivier MUYTJENS

1	2	2:29.673	42.975	1:06.498	40.200		2:29.673
2	2	2:05.728	25.249	1:01.129	39.350	194.9	4:35.401
3	2	2:23.855 B	25.987	1:03.621	54.247	177.4	6:59.256
4	2	10:58.786	9:13.563	1:05.155	40.068		17:58.042
5	2	2:11.298	26.862	1:04.745	39.691	178.5	20:09.340
6	2	2:10.818	25.689	1:04.834	40.295	217.6	22:20.158
7	2	2:14.176	28.073	1:05.696	40.407	209.7	24:34.334
8	2	2:24.267	25.929	1:05.176	53.162	199.1	26:58.601
9	2	3:26.215 B	42.677	1:33.619	1:09.919	85.7	30:24.816
10	1	5:45.358	4:00.510	1:04.743	40.105		36:10.174
11	1	2:10.671	26.536	1:04.073	40.062	210.5	38:20.845
12	1	2:12.979	27.230	1:04.878	40.871	173.2	40:33.824
13	1	2:09.495	26.026	1:02.698	40.771	214.6	42:43.319
14	1	2:09.271	26.537	1:02.469	40.265	214.2	44:52.590
15	1	2:08.614	26.499	1:02.000	40.115	210.9	47:01.204

95 Porsche 911 Carrera RSR 3.0 1974
1. Michel SPEYER GT1

1	1	4:19.903	2:36.724	1:04.998	38.181		4:19.903
2	1	2:00.199	24.578	58.146	37.475	202.8	6:20.102
3	1	1:58.742	23.733	58.006	37.003	218.4	8:18.844
4	1	2:50.312 B	23.037	1:08.049	1:19.226	220.6	11:09.156
5	1	5:36.938	3:54.364	1:02.591	39.983		16:46.094
6	1	2:04.608	24.827	1:02.031	37.750	203.2	18:50.702
7	1	2:02.001	25.332	58.731	37.938	196.0	20:52.703
8	1	2:02.243	24.777	59.703	37.763	221.9	22:54.946
9	1	2:01.165	24.654	58.970	37.541	221.9	24:56.111



CLASSIC ENDURANCE RACING 1
ESTORIL CLASSICS
PRIVATE PRACTICE

Sector Analysis

Personal Best Session Best B Crossing the finish line in pit lane

Lap	D	Time	Sector 1	Sector 2	Sector 3	T. Spd	Elapsed	Lap	D	Time	Sector 1	Sector 2	Sector 3	T. Spd	Elapsed
10	1	12:14.564	B	8:34.585	2:07.539	1:32.440	226.5	37:10.675							
97		Chevron B19 1971													
		1.Emmanuel BRIGAND													P-2L
1	1	3:45.255		2:04.296	1:02.208	38.751		3:45.255							
2	1	1:55.688		24.028	56.109	35.551	189.2	5:40.943							
3	1	1:51.784		21.789	54.418	35.577	244.5	7:32.727							
4	1	2:10.284	B	22.156	53.956	54.172	236.7	9:43.011							
114		Porsche 908/03 1970													
		1.Henrique GEMPERLE													P+2L
		2.Marc de SIEBENTHAL													
1	1	2:21.650		45.654	59.556	36.440		2:21.650							
2	1	1:54.358		23.534	56.016	34.808	199.1	4:16.008							
3	1	1:51.499		21.905	54.410	35.184	223.7	6:07.507							
4	1	1:50.544		21.809	53.539	35.196	233.2	7:58.051							
5	1	3:07.421	B	21.437	1:25.072	1:20.912	231.7	11:05.472							
6	1	10:11.521		8:32.066	1:02.707	36.748		21:16.993							
7	1	2:04.369		24.282	1:03.525	36.562	207.4	23:21.362							
8	1	1:58.154		24.936	57.523	35.695	212.1	25:19.516							
9	1	2:41.899	B	24.864	1:21.809	55.226	201.7	28:01.415							
10	1	9:13.683		7:34.220	1:02.971	36.492		37:15.098							
11	1	1:56.239		23.813	57.465	34.961	210.1	39:11.337							
12	1	1:53.492		22.779	56.171	34.542	204.3	41:04.829							
13	1	1:53.505		22.662	55.122	35.721	214.2	42:58.334							
14	1	1:54.019		22.941	55.411	35.667	220.6	44:52.353							
15	1	1:53.308		23.624	55.024	34.660	207.0	46:45.661							
123		Ford GT40 1965													
		1.Frédéric LEMOS													GT1
		2.Adriano NICODEMI													
1	2	2:50.883		54.357	1:13.479	43.047		2:50.883							
2	2	2:18.945		29.252	1:07.881	41.812	144.3	5:09.828							
3	2	2:24.659		30.785	1:11.503	42.371	154.4	7:34.487							
4	2	3:19.504	B	30.898	1:29.304	1:19.302	134.8	10:53.991							
5	2	7:28.497		5:34.955	1:11.640	41.902		18:22.488							
6	2	2:16.349		28.082	1:06.652	41.615	167.5	20:38.837							
7	2	2:43.780	B	32.549	1:11.968	59.263	127.5	23:22.617							
8	2	3:20.292	B	1:16.844	1:05.090	58.358		26:42.909							
162		Chevron B16 1970													
		1.Michael BIRCH													P-2L
		2.Gareth BURNETT													
1	1	2:32.863		45.828	1:06.823	40.212		2:32.863							
2	1	2:05.258		25.240	1:01.637	38.381	197.0	4:38.121							
3	1	2:02.146		24.192	1:00.357	37.597	202.8	6:40.267							
4	1	2:01.959		24.094	1:00.263	37.602	197.7	8:42.226							
5	1	2:53.436	B	31.135	1:16.996	1:05.305	129.6	11:35.662							
6	1	3:50.598		2:12.988	1:00.203	37.407		15:26.260							
7	1	1:59.719		23.369	59.283	37.067	218.0	17:25.979							
8	1	2:01.273		24.081	1:00.064	37.128	228.3	19:27.252							
9	1	2:00.834		23.716	1:00.135	36.983	221.5	21:28.086							
10	1	2:01.519		23.393	59.869	38.257	207.7	23:29.605							
11	1	1:59.466		23.618	58.377	37.471	203.2	25:29.071							
12	1	2:39.551	B	26.056	1:16.218	57.277	198.4	28:08.622							
13	1	10:15.437		8:33.657	1:03.401	38.379		38:24.059							
14	1	2:00.831		24.197	59.805	36.829	205.8	40:24.890							
15	1	1:57.695		23.347	57.964	36.384	205.4	42:22.585							
16	1	1:57.243		23.675	57.489	36.079	202.0	44:19.828							
17	1	1:57.884		23.488	57.611	36.785	213.8	46:17.712							