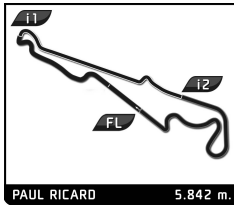


SIXTIES' ENDURANCE DIX MILLE TOURS QUALIFYING

Sector Analysis

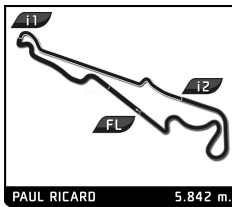
Lap	D	Time	Sector 1	Sector 2	Sector 3	T. Spd	Elapsed	Lap	D	Time	Sector 1	Sector 2	Sector 3	T. Spd	Elapsed
1 Shelby Cobra Daytona Coupe 1964 1.Olivier GALANT GT5															
1	1	3:20.469	1:26.586	46.100	1:07.783	109.1	3:20.469	9	1	2:53.795	B 45.476	48.374	1:19.945	202.2	25:13.423
2	1	2:33.715	42.649	45.899	1:05.167	191.2	5:54.184	10	1	3:42.673	1:43.182	48.751	1:10.740	122.7	28:56.096
3	1	2:36.279	43.735	45.562	1:06.982	190.5	8:30.463	11	1	2:42.530	43.418	49.707	1:09.405	202.2	31:38.626
4	1	2:33.944	42.588	45.801	1:05.555	189.8	11:04.407	12	1	2:40.891	43.710	47.882	1:09.299	203.4	34:19.517
5	1	2:31.732	41.524	45.270	1:04.938	208.9	13:36.139	13	1	2:40.281	43.679	47.599	1:09.003	203.8	36:59.798
6	1	15:50.541	B 43.466	48.603	...	183.7	29:26.680	14	1	2:41.044	44.159	47.874	1:09.011	203.4	39:40.842
7	1	2:59.064	1:07.873	45.075	1:06.116	110.3	32:25.744	15	1	2:40.266	43.419	47.764	1:09.083	205.7	42:21.108
8	1	2:31.023	41.468	45.021	1:04.534	206.9	34:56.767								
9	1	2:36.712	42.552	47.781	1:06.379	216.4	37:33.479								
10	1	2:41.686	43.636	47.695	1:10.355	207.3	40:15.165								
2 Jaguar E-Type 3.8 1964 1.Guy Fabrice MESTROT GT4 2.José DA ROCHA															
1	1	4:50.776	2:49.620	51.503	1:09.653	92.0	4:50.776								
2	1	2:42.500	44.902	49.508	1:08.090	191.8	7:33.276								
3	1	2:41.407	44.640	47.731	1:09.036	179.7	10:14.683								
4	1	2:40.062	44.500	47.807	1:07.755	195.3	12:54.745								
5	1	2:44.427	45.905	49.582	1:08.940	180.6	15:39.172								
6	1	2:40.883	44.431	47.970	1:08.482	189.8	18:20.055								
7	1	2:42.184	46.067	47.880	1:08.237	195.3	21:02.239								
8	1	2:43.185	45.058	48.843	1:09.284	178.8	23:45.424								
9	1	3:27.668	B 49.185	59.022	1:39.461	169.3	27:13.092								
10	2	4:17.022	2:16.979	50.476	1:09.567	102.4	31:30.114								
11	2	2:40.120	43.254	46.592	1:10.274	198.5	34:10.234								
12	2	2:40.699	46.048	47.215	1:07.436	203.4	36:50.933								
13	2	2:58.787	45.890	54.712	1:18.185	197.8	39:49.720								
14	2	2:48.902	44.696	51.792	1:12.414	184.0	42:38.622								
3 Jaguar E-Type 3.8 1963 1.Armand MILLE GT4 2.Yves SCEMAMA															
1	1	3:28.365	B 1:20.232	50.288	1:17.845	115.3	3:28.365								
2	2	3:47.735	1:53.662	46.550	1:07.523	121.2	7:16.100								
3	2	2:36.880	43.252	46.307	1:07.321	194.2	9:52.980								
4	2	2:38.455	44.128	47.043	1:07.284	184.0	12:31.435								
5	2	2:40.314	46.462	46.859	1:06.993	178.2	15:11.749								
6	2	2:36.414	43.120	45.708	1:07.586	202.6	17:48.163								
7	2	2:36.298	43.031	46.880	1:06.387	198.2	20:24.461								
8	2	2:54.742	B 44.955	49.100	1:20.687	187.8	23:19.203								
9	1	5:10.313	3:13.839	47.824	1:08.650	93.3	28:29.516								
10	1	2:37.422	43.391	47.197	1:06.834	197.1	31:06.938								
11	1	2:37.303	42.955	46.665	1:07.683	194.6	33:44.241								
12	1	2:41.559	45.029	48.292	1:08.238	175.6	36:25.800								
13	1	2:54.288	B 45.681	50.376	1:18.231	172.0	39:20.088								
7 Lotus Elan 26R 1963 1.Eugène DELEPLANQUE GT2															
1	1	3:18.928	1:12.025	53.170	1:13.733	90.8	3:18.928								
2	1	2:44.542	45.325	49.220	1:09.997	190.8	6:03.470								
3	1	2:45.898	45.223	49.937	1:10.738	191.8	8:49.368								
4	1	2:43.304	44.575	49.441	1:09.288	203.0	11:32.672								
5	1	2:41.849	43.826	47.817	1:10.206	202.6	14:14.521								
6	1	2:42.276	44.190	48.820	1:09.266	202.2	16:56.797								
7	1	2:41.632	44.181	48.614	1:08.837	200.4	19:38.429								
8	1	2:41.199	43.794	47.677	1:09.728	199.3	22:19.628								
8 Alfa Romeo Giulia Sprint GTA 1965 1.Xavier GALANT GT2															
1	1	3:55.374	1:33.899	1:01.786	1:19.689	92.1	3:55.374								
2	1	3:03.204	51.417	54.970	1:16.817	155.4	6:58.578								
3	1	2:58.537	49.351	53.534	1:15.652	162.7	9:57.115								
4	1	2:56.802	49.170	52.704	1:14.928	167.4	12:53.917								
5	1	2:55.714	48.648	52.867	1:14.199	169.0	15:49.631								
6	1	2:54.911	48.660	53.326	1:12.925	171.4	18:44.542								
7	1	2:54.168	48.145	52.526	1:13.497	173.4	21:38.710								
8	1	2:56.279	47.976	53.386	1:14.917	174.5	24:34.989								
9	1	3:05.749	57.985	54.351	1:13.413	131.4	27:40.738								
10	1	2:53.200	47.628	52.343	1:13.229	178.2	30:33.938								
11	1	2:52.872	47.323	52.835	1:12.714	175.6	33:26.810								
12	1	2:57.877	49.152	54.461	1:14.264	179.4	36:24.687								
13	1	2:59.758	52.928	53.664	1:13.166	147.1	39:24.445								
14	1	2:52.345	47.114	52.702	1:12.529	175.3	42:16.790								
10 Shelby Cobra 289 1964 1.Ralf HUBER GT5 2.Max HUBER															
1	1	3:39.872	1:42.132	47.987	1:09.753	115.3	3:39.872								
2	1	2:43.320	44.927	49.647	1:08.746	216.0	6:23.192								
3	1	2:47.115	43.563	51.781	1:11.771	216.4	9:10.307								
4	1	2:48.899	42.939	49.046	1:16.914	216.4	11:59.206								
5	1	2:37.133	42.931	46.458	1:07.744	213.9	14:36.339								
6	1	3:08.885	B 47.364	53.802	1:27.719	172.8	17:45.224								
7	1	3:45.688	1:48.188	48.079	1:09.421	113.9	21:30.912								
8	1	2:37.281	43.251	46.328	1:07.702	210.5	24:08.193								
9	1	3:15.102	B 49.701	1:01.478	1:23.923	136.9	27:23.295								
10	1	4:03.712	1:57.641	51.908	1:14.163	122.4	31:27.007								
11	1	2:36.399	42.973	46.259	1:07.167	218.6	34:03.406								
12	1	3:03.903	B 44.786	56.829	1:22.288	218.2	37:07.309								
14 Lotus Elan 26R 1965 1.Wolfgang MOLITOR GT2 2.Christian MOLITOR															
1	2	3:20.382	1:13.777	53.361	1:13.244	109.0	3:20.382								
2	2	2:49.414	47.768	49.628	1:12.018	180.6	6:09.796								
3	2	2:48.913	47.080	49.853	1:11.980	180.3	8:58.709								
4	2	2:47.847	46.635	50.030	1:11.182	183.7	11:46.556								
5	2	4:54.407	B 2:40.984	50.771	1:22.652	192.5	16:40.963								
6	1	7:18.255	5:08.529	52.533	1:17.193	110.4	23:59.218								
7	1	2:59.995	48.571	51.256	1:20.168	180.9	26:59.213								
8	1	2:53.031	47.692	51.229	1:14.110	181.8	29:52.244								
9	1	2:52.365	47.530	51.379	1:13.456	184.0	32:44.609								
10	1	2:51.742	46.722	50.641	1:14.379	186.9	35:36.351								
11	1	2:51.616	46.666	50.767	1:14.183	185.9	38:27.967								
12	1	2:53.407	47.103	51.610	1:14.694	190.5	41:21.374								
16 Shelby Cobra 289 1965 1.Damien KOHLER GT5 2.Richard DEPAGNEUX															



SIXTIES' ENDURANCE
DIX MILLE TOURS
QUALIFYING

Sector Analysis

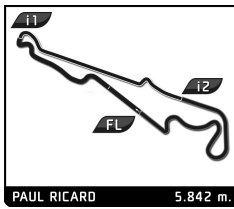
								■ Personal Best ■ Session Best ■ Crossing the finish line in pit lane							
Lap	D	Time	Sector 1	Sector 2	Sector 3	T. Spd	Elapsed	Lap	D	Time	Sector 1	Sector 2	Sector 3	T. Spd	Elapsed
17 Jaguar E-Type 3.8 1965 GT4 1. Laurent HOSANA															
1	1	5:15.061	3:02.192	54.995	1:17.874	115.0	5:15.061	1	1	2:57.196	50.703	52.880	1:13.613	163.6	25:49.722
2	1	3:00.305	51.614	53.395	1:15.296	173.6	8:15.366	2	1	2:56.590	49.372	53.855	1:13.363	165.6	28:46.312
3	1	3:00.475	49.244	53.523	1:17.708	191.5	11:15.841	3	1	2:54.330	47.178	53.787	1:13.365	180.6	31:40.642
4	1	2:57.578	49.444	53.032	1:15.102	200.0	14:13.419	4	1	2:54.316	47.962	52.496	1:13.858	177.0	34:34.958
5	1	2:57.957	49.442	52.541	1:15.974	186.5	17:11.376	5	1	2:53.542	47.400	53.259	1:12.883	180.9	37:28.500
6	1	2:57.354	48.345	52.138	1:16.871	196.7	20:08.730	6	1	2:51.599	46.606	52.237	1:12.756	184.6	40:20.099
7	1	3:06.444	51.041	52.364	1:23.039	187.8	23:15.174								
8	1	4:09.224	1:58.290	52.774	1:18.160	119.6	27:24.398								
9	1	3:01.550	50.035	52.998	1:18.517	185.2	30:25.948								
10	1	3:00.027	49.951	53.766	1:16.310	193.2	33:25.975								
11	1	2:58.760	49.208	54.122	1:15.430	185.2	36:24.735								
12	1	3:01.266	51.627	52.574	1:17.065	168.7	39:26.001								
13	1	2:57.477	48.826	52.714	1:15.937	169.0	42:23.478								
18 Lotus Elan 26R 1965 GT2 1. Paul WHIGHT 2. Rob FENN															
1	1	4:36.255	2:35.779	50.158	1:10.318	92.9	4:36.255	8	1	2:42.597	50.212	52.880	1:11.742	111.8	4:24.551
2	1	2:47.095	46.812	50.369	1:09.914	179.7	7:23.350	9	1	2:48.511	47.901	50.525	1:10.085	189.8	7:13.062
3	1	2:44.134	44.771	50.054	1:09.309	186.9	10:07.484	10	1	2:44.333	44.831	48.738	1:10.764	196.4	9:57.395
4	1	3:02.358	45.363	48.559	1:28.436	177.6	13:09.842	11	1	2:44.437	46.099	48.806	1:09.532	187.5	12:41.832
5	2	4:23.831	2:24.503	49.702	1:09.626	108.5	17:33.673	12	1	2:42.495	45.051	48.400	1:09.044	193.2	15:24.327
6	2	2:39.994	44.735	47.377	1:07.882	201.5	20:13.667	13	1	2:50.905	44.687	48.260	1:17.958	201.9	18:15.232
7	2	2:42.997	44.768	47.352	1:10.877	201.9	22:56.664	14	2	3:35.946	1:37.300	48.695	1:09.951	106.9	21:51.178
8	2	2:40.324	43.507	47.948	1:08.869	202.2	25:36.988	15	2	2:41.935	44.981	47.262	1:09.692	197.8	24:33.113
9	2	2:41.302	45.219	48.020	1:08.063	195.3	28:18.290	16	2	2:43.830	44.147	48.890	1:10.793	200.4	27:16.943
10	2	2:39.115	43.802	47.520	1:07.793	196.4	30:57.405	17	2	2:40.940	44.250	48.370	1:08.320	199.6	29:57.883
11	2	2:45.750	43.896	49.427	1:12.427	195.7	33:43.155	18	2	2:41.724	44.834	48.480	1:08.410	186.5	35:19.860
12	2	2:38.615	43.169	47.581	1:07.865	199.6	36:21.770	19	2	2:41.035	43.938	48.124	1:08.973	198.9	38:00.895
13	2	2:49.963	44.120	49.470	1:16.373	200.4	39:11.733	20	2	2:41.367	44.086	48.269	1:09.012	195.7	40:42.262
19 Porsche 911 2.0L 1965 GT2 1. Jose Ruben ZANCHETTA 2. James TURNER															
1	2	3:54.729	1:49.896	50.942	1:13.891	97.0	3:54.729	8	2	2:41.935	44.981	47.262	1:09.692	197.8	24:33.113
2	2	2:52.008	48.155	50.633	1:13.220	186.2	6:46.737	9	2	2:43.830	44.147	48.890	1:10.793	200.4	27:16.943
3	2	2:48.442	46.660	50.980	1:10.802	188.8	9:35.179	10	2	2:40.940	44.250	48.370	1:08.320	199.6	29:57.883
4	2	2:46.704	45.727	49.809	1:11.168	189.1	12:21.883	11	2	2:40.253	43.323	47.731	1:09.199	203.0	32:38.136
5	2	2:55.739	53.321	49.614	1:12.804	128.4	15:17.622	12	2	2:41.724	44.834	48.480	1:08.410	186.5	35:19.860
6	2	2:52.536	46.187	49.777	1:16.572	186.5	18:10.158	13	2	2:41.035	43.938	48.124	1:08.973	198.9	38:00.895
7	1	4:42.368	2:27.519	58.956	1:15.893	70.1	22:52.526	14	2	2:41.367	44.086	48.269	1:09.012	195.7	40:42.262
23 Jaguar E-Type 3.8 1964 GT4 1. Frédéric LEMOS 2. Adriano NICODEMI															
1	1	4:24.551	2:22.597	50.212	1:11.742	111.8	4:24.551	8	2	2:41.935	44.981	47.262	1:09.692	197.8	24:33.113
2	1	2:48.511	47.901	50.525	1:10.085	189.8	7:13.062	9	2	2:43.830	44.147	48.890	1:10.793	200.4	27:16.943
3	1	2:44.333	44.831	48.738	1:10.764	196.4	9:57.395	10	2	2:40.940	44.250	48.370	1:08.320	199.6	29:57.883
4	1	2:44.437	46.099	48.806	1:09.532	187.5	12:41.832	11	2	2:40.253	43.323	47.731	1:09.199	203.0	32:38.136
5	1	2:42.495	45.051	48.400	1:09.044	193.2	15:24.327	12	2	2:41.724	44.834	48.480	1:08.410	186.5	35:19.860
6	1	2:50.905	44.687	48.260	1:17.958	201.9	18:15.232	13	2	2:41.035	43.938	48.124	1:08.973	198.9	38:00.895
7	2	3:35.946	1:37.300	48.695	1:09.951	106.9	21:51.178	14	2	2:41.367	44.086	48.269	1:09.012	195.7	40:42.262
8	2	2:41.935	44.981	47.262	1:09.692	197.8	24:33.113								
9	2	2:43.830	44.147	48.890	1:10.793	200.4	27:16.943								
10	2	2:40.940	44.250	48.370	1:08.320	199.6	29:57.883								
11	2	2:40.253	43.323	47.731	1:09.199	203.0	32:38.136								
12	2	2:41.724	44.834	48.480	1:08.410	186.5	35:19.860								
13	2	2:41.035	43.938	48.124	1:08.973	198.9	38:00.895								
14	2	2:41.367	44.086	48.269	1:09.012	195.7	40:42.262								
26 Lotus Elan 26R 1965 GT2 1. Patrick SOURY															
1	1	3:55.561	1:51.746	51.163	1:12.652	96.5	3:55.561	8	2	2:41.935	44.981	47.262	1:09.692	197.8	24:33.113
2	1	2:51.852	47.825	51.328	1:12.699	177.9	6:47.413	9	2	2:43.830	44.147	48.890	1:10.793	200.4	27:16.943
3	1	2:46.243	45.286	50.558	1:10.399	191.8	9:33.656	10	2	2:40.940	44.250	48.370	1:08.320	199.6	29:57.883
4	1	2:58.384	45.097	49.576	1:23.711	197.8	12:32.040	11	2	2:40.253	43.323	47.731	1:09.199	203.0	32:38.136
5	1	3:47.169	1:47.033	50.077	1:10.059	99.9	16:19.209	12	2	2:41.724	44.834	48.480	1:08.410	186.5	35:19.860
6	1	2:44.307	44.543	49.435	1:10.329	194.6	19:03.516	13	2	2:41.035	43.938	48.124	1:08.973	198.9	38:00.895
7	1	2:44.619	44.564	49.912	1:10.143	192.9	21:48.135	14	2	2:41.367	44.086	48.269	1:09.012	195.7	40:42.262
8	1	2:45.705	45.347	48.650	1:11.708	191.8	24:33.840								
9	1	2:49.068	45.559	49.528	1:13.981	188.8	27:22.908								
10	1	2:42.074	44.874	48.321	1:08.879	195.7	30:04.982								
11	1	2:46.964	45.555	49.391	1:12.018	193.9	32:51.946								
12	1	2:43.047	44.419	48.141	1:10.487	193.9	35:34.993								
13	1	2:42.885	45.429	48.768	1:08.688	194.6	38:17.878								
14	1	2:42.729	43.954	47.775	1:11.000	196.4	41:00.607								
27 Jaguar E-Type 3.8 1964 GT4 1. Maurizio BIANCO															
1	1	3:23.395	1:19.876	52.365	1:11.154	110.0	3:23.395	8	2	2:41.935	44.981	47.262	1:09.692	197.8	24:33.113
2	1	2:36.612	43.838	45.903	1:06.871	207.3	6:00.007	9	2	2:43.830	44.147	48.890	1:10.793	200.4	27:16.943
3	1	2:34.444	41.946	45.621	1:06.877	219.5	8:34.451	10	2	2:40.940	44.250	48.370	1:08.320	199.6	29:57.883
4	1	10:03.171	45.128	45.844	8:32.199	184.0	18:37.622	11	2	2:40.253	43.323	47.731	1:09.199	203.0	32:38.136
5	1	3:33.222	1:19.535	1:00.780	1:12.907	92.8	22:10.844	12	2	2:41.724	44.834	48.480	1:08.410	186.5	35:19.860
6	1	2:38.991	43.737	47.463	1:07.791	202.2	24:49.835	13	2	2:41.035	43.938	48.124	1:08.973	198.9	38:00.895
7	1	2:47.149	43.889	47.526	1:15.734	213.0	27:36.984	14	2	2:41.367	44.086	48.269	1:09.012	195.7	40:42.262
8	1	2:36.471	42.434	47.167	1:06.870	214.3	30:13.455								
9	1	2:44.570	43.038	48.041	1:13.491	212.6	32:58.025								
10	1	4:11.594	43.627	53.200	2:34.767	212.6	37:09.619								
11	1	2:56.107	58.570	46.739	1:10.798	127.4	40:05.726								
31 Shelby Cobra 289 1964 GT5 1. Charles FIRMENICH 2. Henry MOSER															



SIXTIES' ENDURANCE
DIX MILLE TOURS
QUALIFYING

Sector Analysis

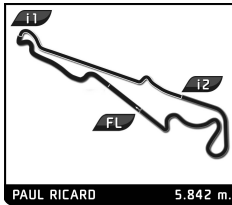
Lap	D	Time	Sector 1	Sector 2	Sector 3	T. Spd	Elapsed	Lap	D	Time	Sector 1	Sector 2	Sector 3	T. Spd	Elapsed
1	1	3:08.633	1:07.719	51.521	1:09.393	95.2	3:08.633	3	2	2:42.563	44.377	48.732	1:09.454	190.5	8:23.992
2	1	2:39.312	44.595	47.731	1:06.986	197.4	5:47.945	4	2	3:11.202 B	52.559	54.817	1:23.826	169.0	11:35.194
3	1	2:36.393	42.878	46.814	1:06.701	215.1	8:24.338	5	1	7:18.415	4:58.278	58.765	1:21.372	68.8	18:53.609
4	1	2:37.151	43.728	47.302	1:06.121	213.9	11:01.489	6	1	2:59.824	51.377	52.983	1:15.464	163.4	21:53.433
5	1	2:49.927 B	45.541	48.623	1:15.763	204.9	13:51.416	7	1	2:56.520	49.750	52.009	1:14.761	185.6	24:49.953
6	2	7:04.332	5:14.334	44.981	1:05.017	108.2	20:55.748	8	1	2:56.177	48.566	53.139	1:14.472	185.9	27:46.130
7	2	2:29.357	41.642	43.932	1:03.783	210.9	23:25.105	9	1	3:19.740 B	50.564	52.693	1:36.483	162.9	31:05.870
8	2	3:07.550 B	42.997	56.811	1:27.742	191.5	26:32.655	63 Lotus Elan 26R 1965 1. Patrick JACK 2. Roderick JACK GT2							
9	2	6:54.255 B	4:47.484	45.717	1:21.054	106.6	33:26.910	1	1	4:06.887	2:00.991	52.868	1:13.028	99.9	4:06.887
33 Shelby Cobra Daytona Coupe 1964 1. Michel LECOURT 2. Raymond NARAC GT5								2	1	2:47.385	45.872	49.495	1:12.018	189.5	6:54.272
1	2	2:53.843	58.486	47.681	1:07.676	74.8	2:53.843	3	1	2:46.236	45.734	49.545	1:10.957	195.3	9:40.508
2	2	2:29.814	40.521	44.208	1:05.085	223.1	5:23.657	4	1	2:43.799	44.933	49.573	1:09.293	193.9	12:24.307
3	2	5:58.605 B	45.874	47.738	4:24.993	213.9	11:22.262	5	1	4:52.739 B	51.827	48.736	3:12.176	162.7	17:17.046
4	1	3:00.641	1:01.378	47.211	1:12.052	117.9	14:22.903	6	2	3:05.460	1:07.291	48.423	1:09.746	109.4	20:22.506
5	1	2:40.746	44.635	49.209	1:06.902	199.6	17:03.649	7	2	2:42.926	44.752	48.223	1:09.951	192.5	23:05.432
6	1	2:36.899	42.203	47.875	1:06.821	224.5	19:40.548	8	2	2:42.734	44.526	48.215	1:09.993	196.4	25:48.166
7	1	2:39.271	43.315	47.025	1:08.931	199.6	22:19.819	9	2	2:45.405	45.200	49.130	1:11.075	189.5	28:33.571
8	1	2:37.018	43.483	46.799	1:06.736	225.0	24:56.837	10	2	2:46.249	46.640	49.536	1:10.073	184.3	31:19.820
34 MG B 1964 1. Bart BLOMMAERT 2. Rikkert LEEMAN GT2								11	2	2:42.823	44.384	49.393	1:09.046	197.1	34:02.643
1	2	3:47.827	1:34.531	55.307	1:17.989	99.5	3:47.827	12	2	2:44.276	45.912	48.919	1:09.445	197.1	36:46.919
2	2	3:02.310	49.900	54.271	1:18.139	165.6	6:50.137	13	2	2:40.898	44.168	48.142	1:08.588	194.6	39:27.817
3	2	3:00.366	49.383	54.328	1:16.655	165.4	9:50.503	14	2	2:45.100	44.589	50.095	1:10.416	198.9	42:12.917
4	2	3:02.471	49.859	54.828	1:17.784	166.7	12:52.974	67 Shelby Mustang GT350 1965 1. Thomas STUDER GT5							
5	2	2:59.170	50.385	53.879	1:14.906	163.9	15:52.144	1	1	4:33.324	2:31.604	50.905	1:10.815	109.6	4:33.324
6	2	3:00.009	49.079	53.720	1:17.210	165.4	18:52.153	2	1	2:44.575	45.898	49.556	1:09.121	206.5	7:17.899
7	2	2:58.908	49.235	53.374	1:16.299	164.1	21:51.061	3	1	2:40.894	44.387	47.706	1:08.801	197.8	9:58.793
8	2	3:31.685 B	53.865	1:01.271	1:36.549	150.2	25:22.746	4	1	2:43.512	45.373	48.568	1:09.571	192.2	12:42.305
9	1	4:37.866	2:21.670	56.842	1:19.354	99.2	30:00.612	5	1	2:55.364 B	45.508	48.244	1:21.612	179.4	15:37.669
10	1	3:04.303	50.929	55.655	1:17.719	162.2	33:04.915	6	1	3:51.403	1:53.066	48.091	1:10.246	99.8	19:29.072
11	1	3:00.182	48.863	54.783	1:16.536	169.0	36:05.097	7	1	2:43.401	45.161	48.253	1:09.987	191.2	22:12.473
12	1	3:00.569	49.667	54.836	1:16.066	167.7	39:05.666	8	1	2:44.000	46.223	48.359	1:09.418	202.6	24:56.473
13	1	3:01.559	48.664	55.368	1:17.527	170.3	42:07.225	9	1	2:44.679	45.053	49.652	1:09.974	185.9	27:41.152
44 Alfa Romeo Giulia Sprint GTA 1965 1. Rory JACK 2. Roderick JACK GT2								10	1	2:41.534	43.841	47.998	1:09.695	207.7	30:22.686
1	1	5:17.102	3:09.753	52.177	1:15.172	106.3	5:17.102	11	1	2:41.004	44.349	47.512	1:09.143	206.5	33:03.690
2	1	2:57.989	51.081	53.688	1:13.220	178.8	8:15.091	12	1	3:04.948 B	46.819	51.807	1:26.322	182.1	36:08.638
3	1	2:58.874	49.991	54.635	1:14.248	179.4	11:13.965	69 Chevrolet Corvette C1 Phase 2 1960 1. Gilles RIVOALLON GT5							
4	1	2:48.572	46.354	51.105	1:11.113	182.7	14:02.537	1	1	5:28.667	3:18.307	53.748	1:16.612	110.7	5:28.667
5	1	2:47.868	45.677	50.330	1:11.861	182.1	16:50.405	2	1	3:02.876	50.759	52.853	1:19.264	170.9	8:31.543
6	1	2:47.781	46.214	50.377	1:11.190	180.6	19:38.186	3	1	3:00.903	50.916	52.176	1:17.811	157.4	11:32.446
7	1	2:57.784 B	46.987	50.166	1:20.631	161.0	22:35.970	4	1	3:05.561 B	50.265	51.974	1:23.322	158.4	14:38.007
8	2	4:22.418	2:18.245	51.277	1:12.896	101.6	26:58.388	5	1	4:21.782	2:15.181	51.186	1:15.415	117.8	18:59.789
9	2	2:48.612	46.313	51.008	1:11.291	184.9	29:47.000	6	1	2:55.586	47.905	51.963	1:15.718	153.8	21:55.375
10	2	2:47.286	45.528	50.525	1:11.233	183.4	32:34.286	7	1	3:00.114	50.904	52.609	1:16.601	158.1	24:55.489
11	2	2:48.849	46.372	51.040	1:11.437	185.9	35:23.135	8	1	2:57.653	50.204	52.014	1:15.435	167.4	27:53.142
12	2	2:47.841	45.599	50.550	1:11.692	184.9	38:10.976	9	1	2:56.988	49.425	51.851	1:15.712	158.1	30:50.130
13	2	2:48.916	46.784	50.279	1:11.853	168.7	40:59.892	10	1	2:55.690	47.758	52.233	1:15.699	160.0	33:45.820
61 Morgan SLR 1961 1. Simon OREBI GANN 2. James BELLINGER GT3								11	1	2:57.429	49.311	53.013	1:15.105	154.5	36:43.249
1	2	2:58.115	59.641	49.095	1:09.379	90.6	2:58.115	12	1	3:10.209 B	50.380	53.267	1:26.562	142.3	39:53.458
2	2	2:43.314	44.579	48.756	1:09.979	190.5	5:41.429	70 Shelby Cobra Daytona Coupe 1964 1. Pierre-Alain FRANCE 2. Erwin FRANCE GT5							



SIXTIES' ENDURANCE DIX MILLE TOURS QUALIFYING

Sector Analysis

								Personal Best			Session Best			B Crossing the finish line in pit lane		
Lap	D	Time	Sector 1	Sector 2	Sector 3	T. Spd	Elapsed	Lap	D	Time	Sector 1	Sector 2	Sector 3	T. Spd	Elapsed	
71 Lotus Elan 26R 1965 1.Simon EVANS GT2								11	2	3:01.518	43.469	59.864	1:18.185	205.3	34:43.347	
1	1	4:29.406	2:23.211	54.065	1:12.130	108.3	4:29.406	12	2	3:30.657	43.379	52.247	1:55.031	210.5	38:14.004	
2	1	2:43.706	48.504	48.504	1:06.698	162.9	7:13.112									
3	1	2:33.126	41.705	45.200	1:06.221	216.9	9:46.238									
4	1	2:46.255	42.309	45.125	1:18.821	223.1	12:32.493									
5	2	4:48.091	2:47.427	51.861	1:08.803	108.2	17:20.584									
6	2	2:31.848	41.041	44.861	1:05.946	227.4	19:52.432									
7	2	2:35.624	43.983	46.154	1:05.487	220.4	22:28.056									
8	2	2:33.658	41.672	45.995	1:05.991	224.1	25:01.714									
9	2	2:34.135	41.170	45.951	1:07.014	225.5	27:35.849									
10	2	2:44.247	41.907	46.743	1:15.597	191.2	30:20.096									
11	1	4:29.124	2:35.519	46.386	1:07.219	131.2	34:49.220									
12	1	2:36.647	42.907	46.974	1:06.766	221.3	37:25.867									
13	1	2:38.793	44.158	45.484	1:09.151	182.4	40:04.660									
72 Austin-Healey 3000 Mk 1 1950 1.François FILLON GT3 2.André RAULIN								1	1	4:07.886	1:39.923	58.092	1:29.871	96.1	4:07.886	
2	1	3:15.349	51.608	1:03.958	1:19.783	154.5	7:23.235									
3	1	2:54.465	48.381	52.186	1:13.898	180.6	10:17.700									
4	1	2:57.833	47.680	53.410	1:16.743	188.5	13:15.533									
5	1	3:05.958	56.325	53.698	1:15.935	134.8	16:21.491									
6	1	4:13.312	51.809	53.375	2:28.128	162.9	20:34.803									
7	2	3:17.340	1:05.219	54.298	1:17.823	118.6	23:52.143									
8	2	3:06.911	49.690	54.550	1:22.671	183.7	26:59.054									
9	2	2:57.939	49.459	52.977	1:15.503	181.5	29:56.993									
10	2	2:55.615	48.309	52.496	1:14.810	187.5	32:52.608									
11	2	2:54.538	48.057	52.112	1:14.369	186.5	35:47.146									
12	2	2:56.734	48.733	52.869	1:15.132	186.2	38:43.880									
13	2	2:59.710	48.421	52.313	1:18.976	180.3	41:43.590									
73 Jaguar E-Type 3.8 1964 1.William PAUL GT4								1	1	3:59.122	1:59.324	49.374	1:10.424	101.0	3:59.122	
2	1	2:42.289	46.554	48.121	1:07.614	198.9	6:41.411									
3	1	2:36.312	43.161	46.327	1:06.824	210.9	9:17.723									
4	1	2:48.696	43.328	48.218	1:17.150	210.5	12:06.419									
5	1	10:04.410	7:54.023	54.430	1:15.957	103.3	22:10.829									
6	1	2:45.048	44.195	48.728	1:12.125	197.1	24:55.877									
7	1	2:46.081	49.254	47.239	1:09.588	217.7	27:41.958									
8	1	2:39.042	43.686	47.824	1:07.532	201.5	30:21.000									
9	1	2:37.397	42.577	46.194	1:08.626	214.3	32:58.397									
10	1	2:36.861	43.513	46.605	1:06.743	211.8	35:35.258									
11	1	2:36.386	43.918	46.156	1:06.312	206.5	38:11.644									
12	1	4:08.422	45.006	47.305	2:36.111	207.3	42:20.066									
74 Jaguar E-Type 3.8 1965 1.Alexis de BEAUMONT GT4 2. MAVERICK								1	1	4:40.774	2:40.325	50.273	1:10.176	101.6	4:40.774	
2	1	2:44.230	45.966	48.593	1:09.671	188.8	7:25.004									
3	1	2:43.715	45.089	48.709	1:09.917	184.0	10:08.719									
4	1	2:45.453	45.869	48.851	1:10.733	183.7	12:54.172									
5	1	4:55.384	45.913	52.842	3:16.629	183.7	17:49.556									
6	2	3:08.974	1:08.505	50.157	1:10.312	100.7	20:58.530									
7	2	2:39.434	44.171	46.744	1:08.519	192.5	23:37.964									
8	2	2:40.724	44.571	47.462	1:08.691	193.5	26:18.688									
9	2	2:39.423	44.518	47.141	1:07.764	189.1	28:58.111									
10	2	2:43.718	43.265	50.937	1:09.516	212.6	31:41.829									
75 Lotus Elan 26R 1965 1.Simon EVANS GT2								1	1	3:25.072	1:21.371	51.714	1:11.987	117.8	3:25.072	
2	1	2:41.039	44.212	47.392	1:09.435	198.2	6:06.111									
3	1	2:42.585	43.701	48.193	1:10.691	198.9	8:48.696									
4	1	2:42.942	44.893	48.487	1:09.562	198.5	11:31.638									
5	1	2:42.958	44.258	47.746	1:10.954	197.8	14:14.596									
6	1	3:03.885	49.128	52.766	1:21.991	172.5	17:18.481									
7	1	3:54.866	1:56.181	48.243	1:10.442	122.6	21:13.347									
8	1	2:42.149	44.766	47.716	1:09.667	196.0	23:55.496									
9	1	2:48.030	45.234	48.888	1:13.908	197.4	26:43.526									
10	1	2:41.136	44.203	47.643	1:09.290	197.8	29:24.662									
11	1	2:43.224	43.596	48.302	1:11.326	200.0	32:07.886									
12	1	2:39.282	43.956	47.007	1:08.319	198.9	34:47.168									
13	1	2:48.213	44.502	50.133	1:13.578	200.4	37:35.381									
14	1	2:41.143	43.122	48.388	1:09.633	199.6	40:16.524									
79 Lotus Elan 26R 1964 1.Stéphane GUTZWILLER GT2 2.Victor GUTZWILLER								1	1	3:03.792	1:01.821	50.655	1:11.316	97.4	3:03.792	
2	1	2:49.640	48.865	50.486	1:10.289	188.8	5:53.432									
3	1	2:46.663	46.801	49.637	1:10.225	193.2	8:40.095									
4	1	2:46.812	45.725	49.870	1:11.217	196.7	11:26.907									
5	1	2:47.177	46.423	49.748	1:11.006	195.3	14:14.084									
6	1	3:17.153	49.073	55.440	1:32.640	187.5	17:31.237									
7	2	4:28.187	2:24.549	52.805	1:10.833	106.1	21:59.424									
8	2	2:44.720	46.221	49.365	1:09.134	200.0	24:44.144									
9	2	2:43.569	45.979	47.561	1:10.029	196.0	27:27.713									
10	2	2:39.855	44.328	47.797	1:07.730	201.5	30:07.568									
11	2	3:14.693	49.766	52.113	1:32.814	166.7	33:22.261									
12	2	4:48.901	2:51.098	49.367	1:08.436	111.3	38:11.162									
88 Shelby Cobra 289 1965 1.Sébastien DEMOLE GT5 2.Antoine WEIL								1	1	4:03.917	2:04.834	49.303	1:09.780	112.5	4:03.917	
2	1	2:42.950	44.607	47.882	1:10.461	204.5	6:46.867									
3	1	2:41.768	44.508	48.115	1:09.145	209.3	9:28.635									
4	1	2:40.579	44.103	48.376	1:08.100	208.5	12:09.214									
5	1	2:41.840	44.864	47.902	1:09.074	214.3	14:51.054									
6	1	2:42.179	45.032	48.185	1:08.962	210.9	17:33.233									
7	1	2:40.087	44.497	46.529	1:09.061	215.6	20:13.320									
8	1	2:39.910	43.996	47.383	1:08.531	211.8	22:53.230									



**SIXTIES' ENDURANCE
DIX MILLE TOURS
QUALIFYING**

Sector Analysis

Personal Best Session Best B Crossing the finish line in pit lane

Lap	D	Time	Sector 1	Sector 2	Sector 3	T. Spd	Elapsed	Lap	D	Time	Sector 1	Sector 2	Sector 3	T. Spd	Elapsed
4	1	2:37.596	43.668	47.246	1:06.682	204.9	13:50.507	4	1	2:41.739	44.053	47.638	1:10.048	197.4	11:11.362
5	1	2:59.834 B	47.545	53.369	1:18.920	150.0	16:50.341	5	1	2:50.115 B	43.887	47.461	1:18.767	208.9	14:01.477
6	2	12:24.818	...	46.861	1:08.201	113.3	29:15.159	6	1	4:27.687	2:32.356	47.493	1:07.838	82.6	18:29.164
7	2	2:37.998	43.315	48.244	1:06.439	209.7	31:53.157	7	1	2:35.869	42.980	46.383	1:06.506	195.7	21:05.033
8	2	2:55.500	48.089	53.593	1:13.818	194.6	34:48.657	8	1	2:36.509	43.375	46.254	1:06.880	208.9	23:41.542
9	2	2:43.426	43.949	49.488	1:09.989	207.3	37:32.083	9	1	2:37.408	42.782	46.150	1:08.476	205.7	26:18.950
10	2	3:25.612 B	43.259	1:00.722	1:41.631	209.7	40:57.695	10	1	2:50.515 B	42.926	46.638	1:20.951	202.2	29:09.465

90 Jaguar E-Type 3.8 1964
1.Carlos F. CRUZ
2.Miguel AMARAL GT4

1	1	4:13.327	2:12.854	50.085	1:10.388	102.2	4:13.327
2	1	2:46.532	46.458	50.420	1:09.654	200.0	6:59.859
3	1	2:43.424	44.675	48.786	1:09.963	198.5	9:43.283
4	1	2:43.162	45.608	48.388	1:09.166	196.4	12:26.445
5	1	2:49.139	50.887	49.135	1:09.117	177.3	15:15.584
6	1	2:42.432	44.661	47.866	1:09.905	203.0	17:58.016
7	1	2:56.734 B	45.234	49.592	1:21.908	188.5	20:54.750
8	2	4:56.010	2:59.475	48.553	1:07.982	103.2	25:50.760
9	2	2:41.828	45.136	48.394	1:08.298	185.6	28:32.588
10	2	3:10.333	44.037	1:16.054	1:10.242	202.6	31:42.921
11	2	2:49.841	50.177	49.766	1:09.898	144.8	34:32.762
12	2	2:36.658	42.709	47.589	1:06.360	205.7	37:09.420
13	2	2:38.221	43.314	46.628	1:08.279	209.7	39:47.641
14	2	2:53.427	45.000	57.077	1:11.350	206.1	42:41.068

92 Alfa Romeo Giulia Sprint GTA 1966
1.Alain VÖGELE
2.Yves VÖGELE GT2

1	1	4:59.752	2:51.208	53.535	1:15.009	96.6	4:59.752
2	1	2:57.488	49.353	53.375	1:14.760	177.9	7:57.240
3	1	2:54.627	48.681	52.295	1:13.651	176.2	10:51.867
4	1	2:55.816	48.529	53.330	1:13.957	165.4	13:47.683
5	1	2:54.943	48.167	53.085	1:13.691	175.3	16:42.626
6	1	5:01.426 B	48.847	52.563	3:20.016	177.0	21:44.052
7	2	3:28.640	1:13.662	56.453	1:18.525	101.7	25:12.692
8	2	4:22.735 B	51.589	57.426	2:33.720	145.9	29:35.427
9	2	3:30.642	1:14.506	58.940	1:17.196	91.7	33:06.069
10	2	3:08.259	50.881	59.207	1:18.171	134.3	36:14.328

99 Lotus XI 1500 1956
1.Serge KRINKOFF SP2

1	1	5:21.475	2:54.253	1:04.367	1:22.855	88.7	5:21.475
2	1	2:48.953	48.760	51.275	1:08.918	185.2	8:10.428
3	1	2:41.494	44.784	49.230	1:07.480	191.2	10:51.922
4	1	2:40.094	44.301	48.421	1:07.372	192.5	13:32.016
5	1	2:40.665	44.505	48.749	1:07.411	192.9	16:12.681
6	1	3:11.679 B	46.213	57.647	1:27.819	194.2	19:24.360
7	1	7:45.754	5:39.102	54.076	1:12.576	76.8	27:10.114
8	1	2:38.577	43.699	47.919	1:06.959	193.2	29:48.691
9	1	2:39.049	44.095	48.640	1:06.314	194.9	32:27.740
10	1	2:40.724	43.286	49.909	1:07.529	197.1	35:08.464
11	1	2:54.194 B	42.964	47.760	1:23.470	197.4	38:02.658

100 Jaguar E-Type 3.8 1963
1.Sébastien BERCHON GT4

1	1	3:11.767	1:14.282	50.320	1:07.165	112.4	3:11.767
2	1	2:41.424	45.444	47.176	1:08.804	196.0	5:53.191
3	1	2:36.432	42.955	46.247	1:07.230	206.1	8:29.623

104 Austin-Healey 100-4 1956
1.François de CHANTERAC
2.Jérémy DA ROCHA GT3

1	2	5:12.943	2:57.191	58.244	1:17.508	100.7	5:12.943
2	2	3:02.830	50.812	54.705	1:17.313	162.2	8:15.773
3	2	3:03.676	50.363	55.958	1:17.355	163.1	11:19.449
4	2	3:02.305	49.681	54.916	1:17.708	162.2	14:21.754
5	2	3:06.580	49.565	57.358	1:19.657	164.4	17:28.334
6	2	3:10.830	52.797	56.933	1:21.100	164.4	20:39.164
7	2	3:14.257 B	50.857	59.585	1:23.815	155.6	23:53.421
8	1	5:08.589	2:38.696	1:02.069	1:27.824	75.5	29:02.010
9	1	3:17.015	54.618	59.672	1:22.725	156.1	32:19.025
10	1	3:12.108	53.194	58.535	1:20.379	157.0	35:31.133
11	1	3:15.067	54.406	59.537	1:21.124	153.0	38:46.200
12	1	3:14.171	51.984	57.488	1:24.699	161.2	42:00.371

109 Shelby Cobra Daytona Coupe 1965
1.Olivier BREITTMAYER
2.Emile BREITTMAYER GT5

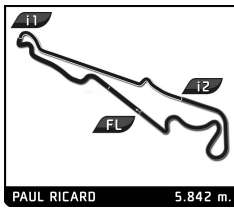
1	1	4:57.560	2:57.908	50.142	1:09.510	94.6	4:57.560
2	1	2:41.295	44.007	47.657	1:09.631	220.4	7:38.855
3	1	2:38.718	44.165	46.623	1:07.930	204.5	10:17.573
4	1	2:55.380 B	43.912	46.627	1:24.841	209.7	13:12.953
5	2	4:10.428	2:15.103	47.486	1:07.839	120.4	17:23.381
6	2	2:36.146	42.544	46.232	1:07.370	222.7	19:59.527
7	2	2:35.403	43.601	45.315	1:06.487	206.5	22:34.930
8	2	2:34.525	42.108	45.755	1:06.662	222.7	25:09.455
9	2	2:35.982	42.609	45.639	1:07.734	221.8	27:45.437
10	2	2:37.795	43.974	46.312	1:07.509	194.2	30:23.232
11	2	2:37.180	42.584	46.369	1:08.227	226.9	33:00.412
12	2	2:42.846	42.023	46.757	1:14.066	225.9	35:43.258
13	2	2:47.798 B	43.279	46.837	1:17.682	224.5	38:31.056

110 Morgan Plus 4 Super Sports 1961
1.Gonzague RUCHAUD
2.Stanislas GURDJIAN GT3

1	2	18:33.603 B	...	2:38.663	102.0	18:33.603	
2	2	6:29.527	4:25.705	51.401	1:12.421	99.8	25:03.130
3	2	2:50.934	46.380	51.173	1:13.381	182.1	27:54.064
4	2	3:13.861 B	47.241	54.190	1:32.430	182.7	31:07.925
5	1	4:23.432	2:14.148	54.068	1:15.216	107.7	35:31.357
6	1	2:57.244	47.296	53.550	1:16.398	180.6	38:28.601
7	1	3:23.139 B	50.230	58.010	1:34.899	165.1	41:51.740

111 Lotus Elan 26R 1965
1.Jean-Pierre RICHELMI
2.Philippe GACHE GT2

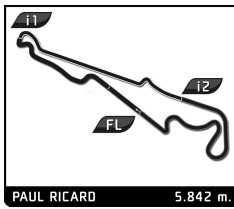
1	2	2:55.588	58.994	48.426	1:08.168	83.9	2:55.588
2	2	2:38.867	43.837	47.191	1:07.839	198.5	5:34.455
3	2	6:15.576 B	46.319	52.752	4:36.505	200.4	11:50.031
4	1	3:10.029	1:07.978	50.384	1:11.667	106.6	15:00.060
5	1	2:45.492	45.893	48.918	1:10.681	198.9	17:45.552
6	1	2:43.679	45.057	49.008	1:09.614	199.6	20:29.231



SIXTIES' ENDURANCE
DIX MILLE TOURS
QUALIFYING

Sector Analysis

Lap	D	Time	Sector 1	Sector 2	Sector 3	T. Spd	Elapsed	Lap	D	Time	Sector 1	Sector 2	Sector 3	T. Spd	Elapsed
3	1	2:59.358	49.750	53.761	1:15.847	161.9	10:50.099	12	2	2:37.416	42.479	47.363	1:07.574	218.6	37:29.015
4	1	3:01.025	49.756	55.395	1:15.874	162.7	13:51.124	13	2	2:39.896	43.692	47.498	1:08.706	210.5	40:08.911
5	1	2:59.689	49.796	54.454	1:15.439	162.4	16:50.813	170 Lotus Elan 26R 1964 1.Ted TUPPEN GT2							
6	1	2:59.880	49.422	55.232	1:15.226	164.9	19:50.693	1	1	3:57.649	1:53.213	51.786	1:12.650	109.8	3:57.649
7	1	3:17.176	50.157	53.546	1:33.473	163.9	23:07.869	2	1	2:51.270	47.515	51.012	1:12.743	184.0	6:48.919
8	2	4:49.743	2:32.071	58.310	1:19.362	84.7	27:57.612	3	1	2:47.671	45.819	50.428	1:11.424	187.5	9:36.590
9	2	3:09.828	54.856	56.390	1:18.582	160.5	31:07.440	4	1	2:46.405	45.616	49.419	1:11.370	189.8	12:22.995
10	2	3:06.830	51.327	55.752	1:19.751	158.6	34:14.270	5	1	2:56.514	53.640	50.624	1:12.250	147.7	15:19.509
11	2	3:07.025	51.278	56.761	1:18.986	165.4	37:21.295	6	1	2:47.444	45.462	50.016	1:11.966	188.2	18:06.953
12	2	3:06.901	52.364	55.488	1:19.049	156.7	40:28.196	7	1	4:14.019	45.824	50.194	2:38.001	185.6	22:20.972
165 Porsche 911 2,0L 1965 1.Alexis FALCON GT2								8	1	3:03.726	1:00.117	52.405	1:11.204	117.8	25:24.698
1	1	3:31.465	1:11.569	59.905	1:19.991	89.3	3:31.465	9	1	2:54.928	52.675	50.000	1:12.253	190.8	28:19.626
2	1	3:08.399	52.886	56.817	1:18.696	156.7	6:39.864	10	1	2:47.144	45.527	49.906	1:11.711	193.2	31:06.770
3	1	3:05.214	50.110	57.955	1:17.149	166.2	9:45.078	11	1	2:53.848	47.344	52.253	1:14.251	189.5	34:00.618
4	1	3:04.230	50.268	56.099	1:17.863	172.0	12:49.308	12	1	2:49.790	47.085	51.654	1:11.051	189.5	36:50.408
5	1	3:02.428	50.307	55.336	1:16.785	171.4	15:51.736	13	1	2:49.662	45.838	51.103	1:12.721	191.8	39:40.070
6	1	3:05.619	51.342	54.754	1:19.523	172.2	18:57.355	14	1	2:48.199	46.117	50.488	1:11.594	188.8	42:28.269
7	1	3:03.483	49.125	54.035	1:20.323	172.5	22:00.838	172 Jaguar E-Type 3.8 1964 1.Didier ROBIN GT4 2.Maxime ROBIN							
8	1	3:03.390	50.604	55.805	1:16.981	171.2	25:04.228	1	1	4:15.007	2:11.964	51.985	1:11.058	109.9	4:15.007
9	1	3:04.640	48.975	53.730	1:21.935	173.1	28:08.868	2	1	2:45.154	45.044	50.882	1:09.228	197.1	7:00.161
10	1	3:02.210	49.483	54.669	1:18.058	172.2	31:11.078	3	1	2:45.255	44.815	49.204	1:11.236	198.5	9:45.416
11	1	2:57.927	49.075	53.944	1:14.908	173.1	34:09.005	4	1	10:27.065	47.856	59.994	8:39.215	188.2	20:12.481
12	1	2:57.349	49.113	53.156	1:15.080	172.8	37:06.354	5	2	3:05.462	1:07.023	49.131	1:09.308	111.7	23:17.943
13	1	2:59.611	48.619	54.329	1:16.663	172.2	40:05.965	6	2	2:38.357	43.078	47.257	1:08.022	203.0	25:56.300
168 Shelby Mustang GT350 1965 1.Stan NOVAKOVIC GT5								7	2	2:56.848	46.149	56.453	1:14.246	204.2	28:53.148
1	1	3:54.659	1:47.611	52.268	1:14.780	111.0	3:54.659	8	2	2:43.904	42.885	51.015	1:10.004	204.5	31:37.052
2	1	2:48.998	46.379	50.363	1:12.256	181.5	6:43.657	9	2	2:36.867	42.931	47.285	1:06.651	204.5	34:13.919
3	1	2:49.097	46.643	50.245	1:12.209	192.9	9:32.754	173 Jaguar E-Type 3.8 1963 1.Laurent JASPERS GT4							
4	1	2:44.983	45.509	48.808	1:10.666	197.1	12:17.737	1	1	3:15.488	1:16.355	50.375	1:08.758	119.9	3:15.488
5	1	2:46.269	46.479	49.367	1:10.423	191.8	15:04.006	2	1	2:39.399	43.050	47.916	1:08.433	203.0	5:54.887
6	1	2:44.059	45.674	48.435	1:09.950	202.6	17:48.065	3	1	2:37.699	43.511	46.910	1:07.278	206.1	8:32.586
7	1	3:11.868	45.407	49.090	1:37.371	184.9	20:59.933	4	1	2:52.864	47.528	47.616	1:17.720	161.7	11:25.450
8	1	2:47.421	46.664	49.216	1:11.541	177.6	23:47.354	5	1	3:53.570	1:58.733	46.310	1:08.527	106.6	15:19.020
9	1	2:47.240	46.268	49.862	1:11.110	188.8	26:34.594	6	1	2:39.144	44.081	46.081	1:08.982	204.2	17:58.164
10	1	2:46.009	46.258	48.685	1:11.066	193.2	29:20.603	7	1	2:36.912	43.196	46.075	1:07.641	204.2	20:35.076
11	1	2:48.008	45.426	50.093	1:12.489	190.5	32:08.611	8	1	2:36.392	43.271	45.582	1:07.539	209.3	23:11.468
12	1	2:45.680	45.050	49.905	1:10.725	187.2	34:54.291	9	1	2:37.640	43.404	46.518	1:07.718	195.7	25:49.108
13	1	2:46.207	44.441	49.808	1:11.958	208.5	37:40.498	10	1	2:57.976	46.275	54.155	1:17.546	182.4	28:47.084
14	1	2:47.533	45.326	50.014	1:12.193	205.3	40:28.031	177 Jaguar E-Type 3.8 1961 1.Arnaud FIEFFE GT4 2.Hugo PAYEN							
169 Shelby Cobra Daytona Coupe (C) 1965 1.Brice PINEAU 2.Olivier MUJTJENS GT5								1	1	3:56.030	1:43.441	54.378	1:18.211	101.5	3:56.030
1	1	4:12.143	2:08.390	50.614	1:13.139	111.9	4:12.143	2	1	2:49.527	47.661	50.130	1:11.736	168.0	6:45.557
2	1	2:54.141	49.422	51.572	1:13.147	179.1	7:06.284	3	1	2:48.577	46.580	50.148	1:11.849	185.2	9:34.134
3	1	2:50.706	46.991	50.239	1:13.476	209.3	9:56.990	4	1	2:47.048	45.954	49.262	1:11.832	184.0	12:21.182
4	1	2:52.778	48.174	50.479	1:14.125	174.8	12:49.768	5	1	3:31.995	54.880	1:05.894	1:31.221	142.7	15:53.177
5	1	2:50.540	47.315	50.472	1:12.753	172.5	15:40.308	6	2	5:26.315	3:14.327	59.638	1:12.350	89.2	21:19.492
6	1	4:21.401	47.808	50.872	2:42.721	193.9	20:01.709	7	2	2:41.182	44.190	48.361	1:08.631	204.9	24:00.674
7	2	2:57.171	1:02.434	47.615	1:07.122	118.2	22:58.880	8	2	2:44.383	44.738	48.732	1:10.913	203.0	26:45.057
8	2	3:57.660	43.141	46.635	2:27.884	210.5	26:56.540	9	2	3:13.827	46.843	57.057	1:29.927	204.2	29:58.884
9	2	2:37.840	43.250	46.906	1:07.684	205.7	29:34.380								
10	2	2:35.859	42.750	45.672	1:07.437	203.0	32:10.239								
11	2	2:41.360	44.293	48.056	1:09.011	198.9	34:51.599								

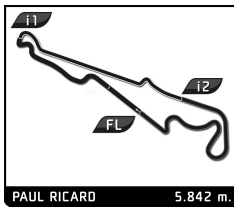


SIXTIES' ENDURANCE DIX MILLE TOURS QUALIFYING

Sector Analysis

■ Personal Best
 ■ Session Best
 ■ Crossing the finish line in pit lane

Lap	D	Time	Sector 1	Sector 2	Sector 3	T. Spd	Elapsed	Lap	D	Time	Sector 1	Sector 2	Sector 3	T. Spd	Elapsed		
181	Shelby Cobra Daytona Coupe 1962							GT5	1.Vincent NEURRISSE								
	2.Bertrand ROUCHAUD																
	1	1	4:13.248	2:14.301	49.563	1:09.384	113.7		4:13.248								
	2	1	2:38.898	44.220	45.941	1:08.737	213.4		6:52.146								
	3	1	2:39.088	43.214	46.779	1:09.095	215.6		9:31.234								
	4	1	2:36.068	42.844	46.242	1:06.982	221.3		12:07.302								
	5	1	2:38.337	43.704	47.050	1:07.583	213.9		14:45.639								
	6	1	2:45.987	43.632	53.797	1:08.558	189.8		17:31.626								
	7	1	2:46.763	44.362	47.050	1:15.351	191.5		20:18.389								
	8	2	4:22.696	2:29.360	47.300	1:06.036	112.4		24:41.085								
	9	2	2:38.232	43.511	45.625	1:09.096	203.8		27:19.317								
	10	2	2:35.879	42.839	45.857	1:07.183	232.3		29:55.196								
	11	2	2:35.901	43.041	46.062	1:06.798	214.3		32:31.097								
	12	2	2:36.173	42.567	47.444	1:06.162	207.7		35:07.270								
13	2	2:58.941	48.817	48.682	1:21.442	177.6	38:06.211										
182	Alfa Romeo Giulia Sprint GTV 1968							GT2	1.Elzéar ROUCHAUD								
	1	1	4:59.006	2:42.520	57.642	1:18.844	92.8		4:59.006								
	2	1	3:10.406	51.629	56.588	1:22.189	156.1		8:09.412								
	3	1	4:16.918	2:01.407	56.166	1:19.345	93.3		12:26.330								
	4	1	3:06.161	53.362	56.285	1:16.514	159.3		15:32.491								
	5	1	3:04.941	50.053	54.836	1:20.052	159.8		18:37.432								
	6	1	3:00.805	49.566	55.496	1:15.743	158.4		21:38.237								
	7	1	3:01.248	49.287	55.488	1:16.473	160.7		24:39.485								
	8	1	3:04.982	52.137	55.063	1:17.782	159.8		27:44.467								
	9	1	3:02.175	50.257	54.714	1:17.204	161.4		30:46.642								
	10	1	3:00.558	48.887	54.739	1:16.932	160.0		33:47.200								
	11	1	2:58.851	48.441	55.289	1:15.121	161.9		36:46.051								
	12	1	2:59.411	49.470	54.988	1:14.953	161.7		39:45.462								
	13	1	3:00.917	49.924	54.746	1:16.247	162.4		42:46.379								
220	Ford Mustang 289 1965							INV	1.Christian DUMOLIN								
	2.Pierre-Alain THIBAUT																
	1	1	5:13.917	3:03.746	55.135	1:15.036	109.9		5:13.917								
	2	1	2:54.057	48.643	50.975	1:14.439	189.5		8:07.974								
	3	1	2:59.037	47.009	50.977	1:21.051	170.3		11:07.011								
	4	2	5:14.021	3:11.835	52.285	1:09.901	87.4		16:21.032								
	5	2	2:45.016	45.829	49.079	1:10.108	189.8		19:06.048								
	6	2	2:45.277	47.603	48.015	1:09.659	175.9		21:51.325								
	7	2	2:42.581	45.168	48.581	1:08.832	200.7		24:33.906								
	8	2	3:14.271	46.771	55.774	1:31.726	180.9		27:48.177								
	226	Shelby Cobra 289 1965							GT5	1.Michael HINDERER							
		2.Marc DEVIS															
		1	2	4:16.698	2:10.997	51.574	1:14.127			99.3	4:16.698						
		2	2	2:47.075	45.456	50.947	1:10.672			198.9	7:03.773						
3		2	2:44.819	45.057	49.439	1:10.323	195.7	9:48.592									
4		2	2:45.073	46.079	49.547	1:09.447	196.0	12:33.665									
5		2	2:46.510	46.408	49.379	1:10.723	187.5	15:20.175									
6		2	4:16.775	45.536	48.257	2:42.982	183.4	19:36.950									
7		1	3:15.266	1:12.584	51.093	1:11.589	106.8	22:52.216									
8		1	2:49.480	46.669	50.780	1:12.031	185.6	25:41.696									
9		1	2:50.158	46.630	50.135	1:13.393	199.3	28:31.854									
10		1	2:49.565	46.862	49.914	1:12.789	201.1	31:21.419									
11		1	2:48.386	46.796	49.374	1:12.216	205.7	34:09.805									
244		Austin-Healey 3000 Mk II 1962								GT3	1. MOZ						
	1	1	5:15.949	3:01.388	58.280	1:16.281	90.7	5:15.949									
	2	1	3:04.606	51.833	57.095	1:15.678	177.3	8:20.555									
	3	1	2:54.507	48.421	52.551	1:13.535	175.6	11:15.062									
	4	1	3:03.648	51.453	55.700	1:16.495	173.1	14:18.710									
	5	1	2:52.185	46.853	52.311	1:13.021	176.5	17:10.895									
	6	1	3:05.710	51.867	55.892	1:17.951	154.9	20:16.605									
	7	1	2:50.458	46.706	50.931	1:12.821	181.5	23:07.063									
	8	1	3:06.536	51.865	56.692	1:17.979	146.7	26:13.599									
	9	1	2:50.430	46.174	51.820	1:12.436	178.8	29:04.029									
	10	1	3:13.726	53.362	59.824	1:20.540	141.7	32:17.755									
	11	1	2:57.056	47.988	53.326	1:15.742	173.4	35:14.811									
	12	1	2:48.410	46.175	50.859	1:11.376	180.6	38:03.221									
	13	1	3:17.039	54.088	1:01.408	1:21.543	155.4	41:20.260									
255	Lotus Elan 26R 1965							GT2	1.Guillaume BRAJEUX								
	2.Patrice GAY																
	1	1	5:10.020	2:56.285	56.075	1:17.660	96.1		5:10.020								
	2	1	3:03.367	51.010	53.457	1:18.900	183.7		8:13.387								
	3	1	2:59.417	49.589	52.899	1:16.929	172.8		11:12.804								
	4	1	2:58.832	49.774	53.074	1:15.984	179.4		14:11.636								
	5	1	3:03.493	50.250	54.976	1:18.267	179.7		17:15.129								
	6	1	3:16.192	50.241	54.360	1:31.591	167.7		20:31.321								
	7	2	4:50.809	2:47.188	49.168	1:14.453	105.5		25:22.130								
	8	2	2:40.020	44.137	47.666	1:08.217	196.0		28:02.150								
	9	2	2:40.961	43.751	47.574	1:09.636	197.8		30:43.111								
	10	2	2:39.376	44.223	47.474	1:07.679	199.6		33:22.487								
	11	2	2:41.061	44.149	48.045	1:08.867	196.7		36:03.548								
	12	2	2:38.651	43.729	47.163	1:07.759	196.0		38:42.199								
13	2	2:38.315	42.986	47.324	1:08.005	197.4	41:20.514										
261	Jaguar E-Type 3.8 1963							GT4	1.Luc-Pierre VERQUIN								
	1	1	3:17.093	1:09.781	53.860	1:13.452	89.0		3:17.093								
	2	1	2:45.627	45.700	49.839	1:10.088	192.9		6:02.720								
	3	1	2:43.481	44.493	48.095	1:10.893	194.9		8:46.201								
	4	1	2:46.165	46.346	49.525	1:10.294	183.7		11:32.366								
	5	1	2:43.025	44.939	48.254	1:09.832	188.8		14:15.391								
	6	1	2:43.106	45.931	47.830	1:09.345	182.4		16:58.497								
	7	1	2:40.926	44.249	47.837	1:08.840	203.8		19:39.423								
	8	1	2:42.257	44.891	47.972	1:09.394	197.8		22:21.680								
	9	1	2:54.005	45.589	48.745	1:19.671	203.8		25:15.685								
	10	1	4:01.269	1:58.393	51.326	1:11.550	116.9		29:16.954								
	11	1	2:42.576	44.225	48.430	1:09.921	203.4		31:59.530								
	12	1	2:41.420	44.096	47.751	1:09.573	204.5		34:40.950								
	13	1	2:40.377	43.572	47.766	1:09.039	203.0		37:21.327								
14	1	2:41.460	43.851	47.868	1:09.741	206.9	40:02.787										
264	Shelby Cobra 289 1965							GT5	1.Thierry LAFONT								
	2.Serge COZZOLINO																
	1	1	4:27.905	2:25.906	50.227	1:11.772	112.4		4:27.905								
2	1	2:48.113	48.032	49.392	1:10.689	180.3	7:16.018										



SIXTIES' ENDURANCE DIX MILLE TOURS QUALIFYING

Sector Analysis

■ Personal Best
 ■ Session Best
 ■ Crossing the finish line in pit lane

Lap	D	Time	Sector 1	Sector 2	Sector 3	T. Spd	Elapsed	Lap	D	Time	Sector 1	Sector 2	Sector 3	T. Spd	Elapsed
3	1	2:45.595	45.417	49.474	1:10.704	184.9	10:01.613	1	1	3:37.363	1:43.516	46.950	1:06.897	110.1	3:37.363
4	1	2:47.252	45.449	49.045	1:12.758	199.6	12:48.865	2	1	2:35.653	43.428	45.954	1:06.271	211.4	6:13.016
5	1	2:46.984	45.588	49.755	1:11.641	190.5	15:35.849	3	1	2:35.066	42.444	45.528	1:07.094	214.7	8:48.082
6	1	2:45.672	45.587	48.979	1:11.106	192.2	18:21.521	4	1	2:35.482	42.894	45.615	1:06.973	210.9	11:23.564
7	1	2:45.835	45.344	49.359	1:11.132	196.4	21:07.356	5	1	2:36.874	43.191	47.365	1:06.318	203.8	14:00.438
8	1	2:44.740	45.006	49.365	1:10.369	196.0	23:52.096	6	1	2:35.474	42.501	46.749	1:06.224	208.1	16:35.912
9	1	4:26.409B	45.065	50.642	2:50.702	195.3	28:18.505	7	1	2:49.848B	42.991	46.549	1:20.308	212.2	19:25.760
10	2	3:03.360	1:01.470	50.405	1:11.485	131.4	31:21.865	8	2	4:04.452	2:13.965	45.033	1:05.454	113.8	23:30.212
11	2	2:48.418	46.109	50.395	1:11.914	189.8	34:10.283	9	2	2:31.385	41.259	45.581	1:04.545	216.4	26:01.597
12	2	2:47.059	46.084	50.210	1:10.765	186.9	36:57.342	10	2	2:33.465	41.101	46.711	1:05.653	224.5	28:35.062
13	2	2:50.201	47.562	49.588	1:13.051	197.4	39:47.543	11	2	2:38.117	43.360	47.430	1:07.327	203.4	31:13.179
14	2	2:48.772	45.624	49.738	1:13.410	185.2	42:36.315	12	2	2:31.093	41.480	44.783	1:04.830	221.8	33:44.272
								13	2	2:56.078	48.726	54.364	1:12.988	175.9	36:40.350
								14	2	2:38.658	41.622	48.323	1:08.713	218.6	39:19.008
								15	2	2:49.448B	41.300	44.707	1:23.441	224.1	42:08.456

281 Shelby Cobra 289 1964
1. Patrick BONNARDEL GT5

1	1	3:21.388	1:16.556	54.118	1:10.714	105.3	3:21.388
2	1	2:42.171	44.891	48.256	1:09.024	201.5	6:03.559
3	1	2:40.965	44.483	48.084	1:08.398	189.5	8:44.524
4	1	2:41.153	44.432	47.435	1:09.286	212.2	11:25.677
5	1	2:54.111B	45.089	47.631	1:21.391	182.4	14:19.788
6	1	4:34.620	2:34.365	48.844	1:11.411	111.8	18:54.408
7	1	2:40.541	44.421	47.690	1:08.430	206.9	21:34.949
8	1	2:39.360	43.785	47.111	1:08.464	215.1	24:14.309
9	1	2:54.995	47.093	54.226	1:13.676	179.1	27:09.304
10	1	3:07.223B	44.048	56.742	1:26.433	204.9	30:16.527
11	1	4:16.571	2:18.066	48.920	1:09.585	99.6	34:33.098
12	1	3:15.975B	50.185	1:00.133	1:25.657	175.9	37:49.073

284 Lotus Elan 26R 1965
1. Steve JONES GT2
2. Christopher ATKINSON

1	2	3:32.437	1:29.882	51.156	1:11.399	105.2	3:32.437
2	2	2:46.794	45.781	50.258	1:10.755	188.2	6:19.231
3	2	2:59.631B	45.279	49.374	1:24.978	195.7	9:18.862
4	1	4:07.921	2:07.639	50.432	1:09.850	114.9	13:26.783
5	1	2:47.157	46.191	50.125	1:10.841	187.5	16:13.940
6	1	2:53.534	52.194	50.667	1:10.673	190.1	19:07.474
7	1	2:47.892	46.203	51.146	1:10.543	184.0	21:55.366
8	1	2:44.253	45.425	49.045	1:09.783	185.9	24:39.619
9	1	3:00.127B	46.788	50.201	1:23.138	179.1	27:39.746
10	1	4:43.855	2:41.773	50.450	1:11.632	100.6	32:23.601
11	1	2:49.392	46.045	51.965	1:11.382	194.6	35:12.993
12	1	2:44.744	45.254	49.352	1:10.138	193.2	37:57.737
13	1	2:46.698	45.491	50.673	1:10.534	197.8	40:44.435

340 MG B 1963
1. Romain GUERARDELLE GT2

1	1	3:58.694	1:45.467	54.387	1:18.840	93.3	3:58.694
2	1	2:55.492	48.927	52.547	1:14.018	172.8	6:54.186
3	1	2:53.803	47.263	52.416	1:14.124	174.8	9:47.989
4	1	2:59.734	47.484	54.046	1:18.204	174.5	12:47.723
5	1	3:02.585	50.571	56.036	1:15.978	156.1	15:50.308
6	1	2:53.137	47.346	52.385	1:13.406	175.3	18:43.445
7	1	2:52.105	46.711	52.098	1:13.296	174.8	21:35.550
8	1	3:13.783B	48.577	55.696	1:29.510	147.1	24:49.333

369 Shelby Cobra 289 1964
1. Urs BECK GT5
2. Patrick SIMON

411 Porsche 911 2.0L 1965
1. Lukas BUCHER GT2
2. David VERZIJLBERGEN

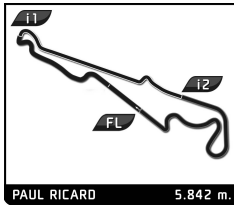
1	2	6:01.100	3:57.862	50.804	1:12.434	108.7	6:01.100
2	2	2:47.513	45.433	51.071	1:11.009	183.7	8:48.613
3	2	2:47.748	45.677	50.978	1:11.093	186.2	11:36.361
4	2	2:46.780	45.728	50.671	1:10.381	185.2	14:23.141
5	2	5:06.488B	46.013	50.854	3:29.621	187.5	19:29.629
6	1	3:15.830	1:09.685	52.307	1:13.838	109.4	22:45.459
7	1	2:56.494	48.487	52.560	1:15.447	174.2	25:41.953
8	1	2:52.771	46.765	52.226	1:13.780	183.4	28:34.724
9	1	2:55.222	47.369	53.664	1:14.189	181.8	31:29.946
10	1	2:53.343	46.888	53.784	1:12.671	184.0	34:23.289
11	1	2:59.960	46.060	53.742	1:20.158	182.7	37:23.249
12	1	2:56.260	48.774	52.436	1:15.050	176.8	40:19.509

455 Morgan Plus 4 Super Sports 1965
1. Malik KINDE GT3
2. Gonzague THEOL

1	1	4:35.104	2:24.932	54.445	1:15.727	109.5	4:35.104
2	1	3:00.838	50.048	54.342	1:16.448	157.9	7:35.942
3	1	2:57.693	49.142	53.167	1:15.384	176.2	10:33.635
4	1	2:58.276	49.752	53.237	1:15.287	164.1	13:31.911
5	1	2:56.568	49.041	52.837	1:14.690	175.3	16:28.479
6	1	2:56.186	48.054	52.957	1:15.175	178.8	19:24.665
7	1	2:58.965	48.240	53.165	1:17.560	176.8	22:23.630
8	1	3:31.972B	49.581	1:03.630	1:38.761	178.2	25:55.602
9	2	4:33.929	2:20.831	54.657	1:18.441	93.7	30:29.531
10	2	3:06.089	50.902	55.054	1:20.133	172.5	33:35.620
11	2	3:01.869	48.723	55.025	1:18.121	177.0	36:37.489
12	2	3:03.897	49.554	55.717	1:18.626	173.1	39:41.386
13	2	3:01.253	49.474	54.786	1:16.993	169.3	42:42.639

888 Jaguar E-Type 3.8 1963
1. Pascal RAPALLINO GT4
2. Jacques-Laurent JOSSE

1	2	3:08.757	1:05.218	50.941	1:12.598	93.7	3:08.757
2	2	2:51.097	47.790	50.034	1:13.273	175.3	5:59.854
3	2	2:46.221	46.061	48.494	1:11.666	197.1	8:46.075
4	2	2:49.113	46.931	50.330	1:11.852	191.2	11:35.188
5	2	2:46.949	46.339	48.796	1:11.814	190.8	14:22.137
6	2	2:58.581B	46.019	50.341	1:22.221	196.4	17:20.718
7	1	5:02.872	2:55.050	51.473	1:16.349	107.7	22:23.590
8	1	2:46.091	45.334	48.978	1:11.779	204.5	25:09.681



SIXTIES' ENDURANCE DIX MILLE TOURS QUALIFYING

Sector Analysis

PAUL RICARD 5.842 m.

■ Personal Best ■ Session Best B Crossing the finish line in pit lane

Lap	D	Time	Sector 1	Sector 2	Sector 3	T. Spd	Elapsed	Lap	D	Time	Sector 1	Sector 2	Sector 3	T. Spd	Elapsed
9	1	2:46.516	45.808	48.986	1:11.722	204.9	27:56.197								
10	1	2:46.710	45.574	49.494	1:11.642	197.4	30:42.907								
11	1	2:46.531	45.674	48.766	1:12.091	205.3	33:29.438								
12	1	2:49.664	46.089	50.147	1:13.428	203.4	36:19.102								
13	1	2:47.795	46.670	49.408	1:11.717	181.8	39:06.897								
14	1	2:47.326	46.141	48.901	1:12.284	209.3	41:54.223								