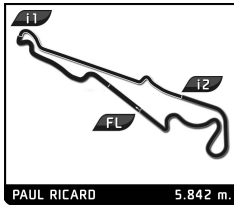


**HERITAGE TOURING CUP
DIX MILLE TOURS
RACE**

Sector Analysis

Personal Best Session Best B Crossing the finish line in pit lane

Lap	D	Time	Sector 1	Sector 2	Sector 3	T. Spd	Elapsed	Lap	D	Time	Sector 1	Sector 2	Sector 3	T. Spd	Elapsed
5 Ford Capri RS 2600 1973 1.Alain VÖGELE TC2								3	2	2:38.857	43.589	47.750	1:07.518	194.9	8:08.546
1	1	2:50.291	55.384	48.313	1:06.594		2:50.291	4	2	2:36.654	43.044	47.396	1:06.214	196.4	10:45.200
2	1	2:36.893	43.034	47.176	1:06.683	198.2	5:27.184	5	2	2:37.899	43.029	47.622	1:07.248	196.7	13:23.099
3	1	2:35.216	42.728	46.694	1:05.794	197.8	8:02.400	6	2	2:38.004	43.412	47.579	1:07.013	194.9	16:01.103
4	1	2:36.557	42.852	47.288	1:06.417	195.7	10:38.957	7	2	2:37.261	43.311	47.225	1:06.725	194.9	18:38.364
5	1	2:36.502	43.252	46.971	1:06.279	194.6	13:15.459	8	2	2:38.101	43.574	47.215	1:07.312	197.1	21:16.465
6	1	2:36.021	42.636	46.831	1:06.554	197.8	15:51.480	9	2	2:36.715	42.903	47.263	1:06.549	194.9	23:53.180
7	1	2:36.237	42.849	46.179	1:07.209	196.0	18:27.717	10	2	2:37.959	43.375	47.070	1:07.514	195.7	26:31.139
8	1	2:35.364	42.739	46.918	1:05.707	200.4	21:03.081	11	2	2:36.481	42.823	47.042	1:06.616	194.2	29:07.620
9	1	2:35.729	42.927	46.775	1:06.027	198.5	23:38.810	12	2	4:48.926 B	43.388	47.208	3:18.330	193.9	33:56.546
10	1	2:35.133	42.357	47.054	1:05.722	198.9	26:13.943	13	1	3:04.396	1:03.275	49.770	1:11.351	115.8	37:00.942
11	1	2:35.050	42.653	46.949	1:05.448	198.9	28:48.993	14	1	2:43.685	44.633	49.161	1:09.891	182.4	39:44.627
12	1	2:49.976 B	43.149	46.443	1:20.384	191.8	31:38.969	15	1	2:44.423	44.647	49.741	1:10.035	195.7	42:29.050
13	1	4:51.801	2:57.767	46.273	1:07.761	112.4	36:30.770	16	1	2:44.939	44.728	50.291	1:09.920	193.5	45:13.989
14	1	2:37.192	45.135	46.285	1:05.772	163.1	39:07.962	17	1	2:44.127	44.889	49.134	1:10.104	193.2	47:58.116
15	1	2:34.345	42.372	46.083	1:05.890	203.4	41:42.307	18	1	2:43.251	44.226	49.293	1:09.732	195.7	50:41.367
16	1	2:35.797	42.735	47.682	1:05.380	200.0	44:18.104	19	1	2:44.438	45.175	48.955	1:10.308	193.9	53:25.805
17	1	2:34.848	42.247	47.105	1:05.496	200.0	46:52.952	20	1	2:43.952	45.565	49.189	1:09.198	187.5	56:09.757
18	1	2:34.748	42.564	46.468	1:05.716	200.7	49:27.700	21	1	2:43.151	44.840	49.121	1:09.190	187.2	58:52.908
19	1	2:36.058	42.801	46.431	1:06.826	198.2	52:03.758	22	1	2:44.050	44.692	49.251	1:10.107	194.2	1:01:36.958
20	1	2:35.449	43.644	46.292	1:05.513	200.7	54:39.207	11 BMW 3.0 CSL 1972 1.Charles FIRMENICH TC2 2.Henry MOSER							
21	1	2:34.928	42.980	46.106	1:05.842	196.7	57:14.135	1	2	2:40.843	49.233	46.043	1:05.567		2:40.843
22	1	2:35.062	42.729	46.404	1:05.929	192.5	59:49.197	2	2	2:33.136	42.628	45.625	1:04.883	199.3	5:13.979
23	1	2:36.248	43.197	46.939	1:06.112	198.5	1:02:25.445	3	2	2:32.611	42.488	46.071	1:04.052	198.9	7:46.590
9 Ford Capri RS 2600 1973 1.Thomas STUDER TC2								4	2	2:31.318	41.182	46.187	1:03.949	196.7	10:17.908
1	1	2:43.328	50.866	46.496	1:05.966		2:43.328	5	2	2:31.006	41.394	45.674	1:03.938	197.1	12:48.914
2	1	2:35.667	43.931	46.037	1:05.699	197.1	5:18.995	6	2	2:30.771	41.108	45.665	1:03.998	201.1	15:19.685
3	1	2:34.711	42.630	46.207	1:05.874	195.3	7:53.706	7	2	2:31.121	41.163	45.698	1:04.260	200.4	17:50.806
4	1	2:34.467	42.179	46.643	1:05.645	204.9	10:28.173	8	2	2:30.900	41.259	45.557	1:04.084	195.3	20:21.706
5	1	2:34.131	42.227	46.211	1:05.693	207.3	13:02.304	9	2	2:30.906	40.880	46.077	1:03.949	197.8	22:52.612
6	1	2:33.936	42.048	46.231	1:05.657	208.1	15:36.240	10	2	2:31.022	41.079	45.736	1:04.207	198.5	25:23.634
7	1	2:35.501	42.262	47.115	1:06.124	205.3	18:11.741	11	2	2:39.192 B	41.374	46.187	1:11.631	196.4	28:02.826
8	1	2:35.287	42.356	47.056	1:05.875	205.7	20:47.028	12	1	4:59.282	3:05.619	47.144	1:06.519	108.9	33:02.108
9	1	2:35.068	42.629	46.356	1:06.083	201.5	23:22.096	13	1	2:36.955	42.870	46.962	1:07.123	193.2	35:39.063
10	1	2:42.598 B	42.403	47.007	1:13.188	203.4	26:04.694	14	1	2:36.333	43.121	46.842	1:06.370	192.2	38:15.396
11	1	4:51.891	2:59.068	46.741	1:06.082	111.2	30:56.585	15	1	2:37.791	43.188	46.941	1:07.662	195.3	40:53.187
12	1	2:35.589	42.311	46.596	1:06.682	203.8	33:32.174	16	1	2:38.859	44.498	47.647	1:06.714	194.9	43:32.046
13	1	2:35.501	42.792	46.809	1:05.900	204.2	36:07.675	17	1	2:37.447	43.790	47.341	1:06.316	192.5	46:09.493
14	1	2:34.703	42.400	46.541	1:05.762	205.3	38:42.378	18	1	2:37.258	42.743	47.537	1:06.978	194.6	48:46.751
15	1	2:35.034	42.219	46.907	1:05.908	206.5	41:17.412	19	1	2:35.812	42.831	46.974	1:06.007	193.9	51:22.563
16	1	2:35.281	42.264	46.923	1:06.094	204.9	43:52.693	20	1	2:38.539	43.461	47.835	1:07.243	195.7	54:01.102
17	1	2:35.380	42.396	46.930	1:06.054	206.5	46:28.073	21	1	2:38.751	43.736	47.896	1:07.119	195.7	56:39.853
18	1	2:35.555	42.349	46.227	1:06.979	197.8	49:03.628	22	1	2:37.974	43.294	47.920	1:06.760	196.4	59:17.827
19	1	2:36.772	42.239	48.316	1:06.217	205.3	51:40.400	23	1	2:37.511	43.142	47.712	1:06.657	193.2	1:01:55.338
20	1	2:35.082	42.502	46.797	1:05.783	206.9	54:15.482	12 BMW 635 CSI 1984 1.Anthony SCHRAUWEN Group A							
21	1	2:40.253	42.549	51.218	1:06.486	207.7	56:55.735	1	1	3:13.503 B	1:01.180	52.801	1:19.522		3:13.503
22	1	2:34.999	42.209	46.439	1:06.351	205.7	59:30.734	13 BMW 635 CSI Gr. 2 1980 1.Philippe TRUFFIER TC2							
23	1	2:35.356	42.533	46.541	1:06.282	205.7	1:02:06.090	1	1	2:34.464	44.954	45.290	1:04.220		2:34.464
10 Ford Escort I RS 1600 1974 1.Peter VÖGELE TC2 2.Michael KAMMERMANN								2	1	2:31.403	41.866	45.327	1:04.210	203.4	5:05.867
1	2	2:51.231	55.805	48.279	1:07.147		2:51.231	3	1	2:31.230	41.981	45.654	1:03.595	203.8	7:37.097
2	2	2:38.458	43.509	47.548	1:07.401	194.2	5:29.689	4	1	2:32.227	41.959	45.924	1:04.344	203.8	10:09.324



**HERITAGE TOURING CUP
DIX MILLE TOURS
RACE**

Sector Analysis

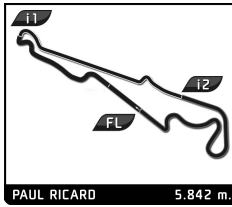
Lap	D	Time	Sector 1	Sector 2	Sector 3	T. Spd	Elapsed	Lap	D	Time	Sector 1	Sector 2	Sector 3	T. Spd	Elapsed
5	1	2:31.013	41.481	45.716	1:03.816	203.0	12:40.337	8	1	2:36.048	42.941	47.193	1:05.914	195.3	20:54.601
6	1	2:31.286	41.650	45.630	1:04.006	203.0	15:11.623	9	1	2:35.554	42.920	46.654	1:05.980	197.1	23:30.155
7	1	2:31.320	41.689	45.537	1:04.094	202.2	17:42.943	10	1	2:46.509 B	42.952	47.185	1:16.372	194.6	26:16.664
8	1	2:31.562	41.510	45.906	1:04.146	201.1	20:14.505	11	1	4:48.384	2:54.962	47.065	1:06.357	117.3	31:05.048
9	1	2:33.138	41.285	45.722	1:06.131	202.2	22:47.643	12	1	2:37.508	43.575	46.964	1:06.969	193.5	33:42.556
10	1	2:31.567	41.532	45.825	1:04.210	203.0	25:19.210	13	1	2:36.090	43.165	46.881	1:06.044	194.9	36:18.646
11	1	2:38.392 B	41.319	46.523	1:10.550	201.5	27:57.602	14	1	2:36.762	44.136	47.057	1:05.569	178.5	38:55.408
12	1	4:53.683	3:03.237	46.156	1:04.290	126.2	32:51.285	15	1	2:36.512	43.075	47.344	1:06.093	196.0	41:31.920
13	1	2:33.539	41.828	46.993	1:04.718	200.7	35:24.824	16	1	2:35.680	42.921	46.828	1:05.931	197.1	44:07.600
14	1	2:32.602	42.099	46.095	1:04.408	200.7	37:57.426	17	1	2:34.943	42.896	46.500	1:05.547	196.0	46:42.543
15	1	2:33.368	42.432	46.170	1:04.766	201.9	40:30.794	18	1	2:35.408	43.118	46.697	1:05.593	200.0	49:17.951
16	1	2:32.018	42.024	45.873	1:04.121	202.2	43:02.812	19	1	2:34.506	42.663	46.392	1:05.451	195.7	51:52.457
17	1	2:34.837	43.386	46.951	1:04.500	200.0	45:37.649	20	1	2:35.894	42.581	47.011	1:06.302	197.4	54:28.351
18	1	2:32.918	42.285	46.045	1:04.588	200.0	48:10.567	21	1	2:35.197	43.619	46.261	1:05.317	197.1	57:03.548
19	1	2:33.053	42.014	46.199	1:04.840	201.5	50:43.620	22	1	2:33.629	42.443	46.123	1:05.063	198.9	59:37.177
20	1	2:33.365	42.203	46.126	1:05.036	202.6	53:16.985	23	1	2:33.975	42.385	46.362	1:05.228	199.3	1:02:11.152
21	1	2:33.442	42.086	46.680	1:04.676	200.4	55:50.427								
22	1	2:33.697	42.766	46.175	1:04.756	200.7	58:24.124								
23	1	2:33.609	42.161	46.497	1:04.951	202.2	1:00:57.733								
24	1	2:34.548	42.348	46.063	1:06.137	202.6	1:03:32.281								

Lap	D	Time	Sector 1	Sector 2	Sector 3	T. Spd	Elapsed
1	1	2:36.754	45.951	46.424	1:04.379		2:36.754
2	1	2:31.547	41.938	45.273	1:04.336	206.5	5:08.301
3	1	2:31.093	41.894	45.003	1:04.196	207.3	7:39.394
4	1	2:32.003	41.956	45.549	1:04.498	205.3	10:11.397
5	1	2:30.793	41.584	45.430	1:03.779	209.7	12:42.190
6	1	2:31.044	41.681	45.400	1:03.963	206.5	15:13.234
7	1	2:32.082	41.694	45.531	1:04.857	208.1	17:45.316
8	1	2:30.064	41.739	44.833	1:03.492	209.3	20:15.380
9	1	2:33.347	41.566	44.815	1:06.966	206.9	22:48.727
10	1	2:31.091	41.511	45.154	1:04.426	208.9	25:19.818
11	1	2:40.826 B	41.693	45.743	1:13.390	196.0	28:00.644
12	1	4:44.231	2:55.445	45.038	1:03.748	120.7	32:44.875
13	1	2:31.183	41.895	45.025	1:04.263	207.7	35:16.058
14	1	2:32.549	41.885	45.349	1:05.315	208.5	37:48.607
15	1	2:32.965	42.831	44.661	1:05.473	199.3	40:21.572
16	1	2:31.937	42.264	45.194	1:04.479	209.7	42:53.509
17	1	2:31.574	41.831	45.393	1:04.350	208.9	45:25.083
18	1	2:31.975	41.729	45.060	1:05.186	208.9	47:57.058
19	1	2:31.749	42.180	45.178	1:04.391	211.4	50:28.807
20	1	2:33.732	42.664	45.926	1:05.142	201.9	53:02.539
21	1	2:33.151	42.672	45.548	1:04.931	200.7	55:35.690
22	1	2:37.592	44.580	48.242	1:04.770	206.1	58:13.282
23	1	2:33.993	42.838	46.055	1:05.100	206.5	1:00:47.275
24	1	2:33.775	42.742	46.138	1:04.895	179.1	1:03:21.050

Lap	D	Time	Sector 1	Sector 2	Sector 3	T. Spd	Elapsed
1	1	2:44.284	51.434	47.668	1:05.182		2:44.284
2	1	2:36.019	43.515	46.754	1:05.750	196.0	5:20.303
3	1	2:35.330	42.957	46.637	1:05.736	193.5	7:55.633
4	1	2:35.537	42.533	47.059	1:05.945	197.8	10:31.170
5	1	2:35.564	43.010	47.293	1:05.261	197.8	13:06.734
6	1	2:35.539	43.045	46.742	1:05.752	198.2	15:42.273
7	1	2:36.280	42.990	47.613	1:05.677	196.0	18:18.553

Lap	D	Time	Sector 1	Sector 2	Sector 3	T. Spd	Elapsed
1	1	2:41.457	47.699	46.227	1:07.531		2:41.457
2	1	2:34.554	43.608	46.252	1:04.694	199.3	5:16.011
3	1	2:33.629	42.164	46.010	1:05.455	199.3	7:49.640
4	1	2:32.842	42.422	45.926	1:04.494	200.4	10:22.482
5	1	2:31.325	41.355	45.657	1:04.313	200.0	12:53.807
6	1	2:31.816	41.603	45.405	1:04.808	197.8	15:25.623
7	1	2:32.745	41.887	46.047	1:04.811	198.2	17:58.368
8	1	2:32.483	41.613	45.817	1:05.053	198.2	20:30.851
9	1	2:32.397	41.929	45.908	1:04.560	197.4	23:03.248
10	1	2:32.888	41.636	45.900	1:05.352	200.4	25:36.136
11	1	2:37.417 B	41.779	46.447	1:09.191	197.8	28:13.553
12	1	4:53.849	3:02.597	46.060	1:05.192	121.9	33:07.402
13	1	2:34.119	42.839	46.048	1:05.232	195.3	35:41.521
14	1	2:34.425	42.134	45.908	1:06.383	197.8	38:15.946
15	1	2:33.948	42.229	46.307	1:05.412	198.5	40:49.894
16	1	2:32.466	41.605	46.088	1:04.773	196.7	43:22.360
17	1	2:33.400	42.161	45.771	1:05.468	197.4	45:55.760
18	1	2:33.892	42.074	46.485	1:05.333	196.4	48:29.652
19	1	2:33.516	42.021	46.283	1:05.212	197.1	51:03.168
20	1	2:33.456	41.719	46.493	1:05.244	199.3	53:36.624
21	1	2:33.012	41.854	46.002	1:05.156	199.6	56:09.636
22	1	2:33.032	41.965	46.074	1:04.993	199.3	58:42.668
23	1	2:34.520	42.027	47.086	1:05.407	198.9	1:01:17.188
24	1	2:34.430	42.082	46.578	1:05.770	198.2	1:03:51.618

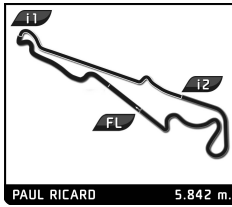
Lap	D	Time	Sector 1	Sector 2	Sector 3	T. Spd	Elapsed
1	1	2:49.031	54.969	47.652	1:06.410		2:49.031
2	1	2:37.299	43.109	47.700	1:06.490	198.5	5:26.330
3	1	2:38.048	42.952	48.282	1:06.814	198.9	8:04.378
4	1	2:39.187	44.443	47.754	1:06.990	198.2	10:43.565
5	1	2:37.731	43.349	47.242	1:07.140	199.3	13:21.296
6	1	2:38.274	43.266	47.634	1:07.374	196.7	15:59.570
7	1	2:38.348	43.236	47.926	1:07.186	194.2	18:37.918
8	1	2:39.926	44.614	47.830	1:07.482	193.9	21:17.844
9	1	2:38.134	43.477	48.213	1:06.444	196.7	23:55.978
10	1	2:37.584	43.041	47.499	1:07.044	196.7	26:33.562
11	1	2:45.031 B	43.480	48.008	1:13.543	197.1	29:18.593



**HERITAGE TOURING CUP
DIX MILLE TOURS
RACE**

Sector Analysis

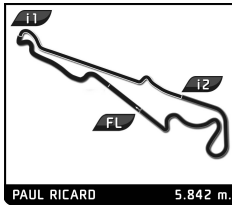
										Personal Best		Session Best		B Crossing the finish line in pit lane	
Lap	D	Time	Sector 1	Sector 2	Sector 3	T. Spd	Elapsed	Lap	D	Time	Sector 1	Sector 2	Sector 3	T. Spd	Elapsed
12	1	5:02.093	3:06.054	48.419	1:07.620	118.3	34:20.686	18	1	2:26.303	40.209	43.974	1:02.120	219.1	46:41.082
13	1	2:39.330	44.092	48.233	1:07.005	193.5	37:00.016	19	1	2:25.851	40.169	43.695	1:01.987	218.6	49:06.933
14	1	2:38.584	43.549	47.709	1:07.326	196.7	39:38.600	20	1	2:26.578	40.010	44.658	1:01.910	225.5	51:33.511
15	1	2:41.016	44.163	48.386	1:08.467	189.5	42:19.616	21	1	2:26.384	40.133	43.842	1:02.409	220.9	53:59.895
16	1	2:40.900	44.271	48.817	1:07.812	189.5	45:00.516	22	1	2:27.030	40.458	44.256	1:02.316	217.7	56:26.925
17	1	2:41.073	44.641	48.559	1:07.873	190.5	47:41.589	23	1	2:27.029	40.502	44.194	1:02.333	219.1	58:53.954
18	1	2:40.670	43.881	48.372	1:08.417	195.7	50:22.259	24	1	2:27.691	40.658	44.307	1:02.726	216.9	1:01:21.645
19	1	2:49.371	44.071	49.217	1:16.083	189.1	53:11.630	44 BMW 2002 TI 1970 1.Katrin BEHRENS TC2							
20	1	5:21.750	3:25.742	47.800	1:08.208	114.8	58:33.380	1	1	3:09.685	1:03.004	52.790	1:13.891		3:09.685
21	1	2:46.128	46.000	51.024	1:09.104	190.1	1:01:19.508	2	1	2:56.943	47.778	53.142	1:16.023	177.9	6:06.628
22	1	3:07.136	49.485	52.842	1:24.809	145.7	1:04:26.644	3	1	2:58.521	48.880	53.425	1:16.216	171.7	9:05.149
36 BMW 323i 1981 1.Eric WASSERMANN TC2 2.Eddy ANTOINE															
1	1	2:50.178	53.994	48.625	1:07.559		2:50.178	4	1	2:56.113	48.534	53.282	1:14.297	161.9	12:01.262
2	1	2:37.982	43.701	47.190	1:07.091	192.9	5:28.160	5	1	2:54.925	48.139	52.740	1:14.046	172.2	14:56.187
3	1	2:36.780	43.323	46.937	1:06.520	193.2	8:04.940	6	1	2:55.089	48.078	52.721	1:14.290	172.2	17:51.276
4	1	2:37.279	43.693	47.286	1:06.300	195.3	10:42.219	7	1	2:54.460	48.029	52.909	1:13.522	181.2	20:45.736
5	1	2:44.509	43.149	46.998	1:14.362	192.2	13:26.728	8	1	2:56.937	47.531	53.655	1:15.751	179.7	23:42.673
6	1	2:37.839	43.598	47.800	1:06.441	190.5	16:04.567	9	1	2:54.344	47.414	52.466	1:14.464	177.0	26:37.017
7	1	2:38.269	44.005	48.034	1:06.230	190.1	18:42.836	10	1	2:57.958	48.076	53.827	1:16.055	173.6	29:34.975
8	1	2:36.497	43.582	47.041	1:05.874	192.5	21:19.333	11	1	3:04.693	48.587	54.641	1:21.465	171.7	32:39.668
9	1	2:35.196	42.855	46.760	1:05.581	192.2	23:54.529	12	1	5:14.197	3:06.717	53.598	1:13.882	108.7	37:53.865
10	1	2:36.952	43.018	46.984	1:06.950	191.5	26:31.481	13	1	2:56.228	48.510	53.694	1:14.024	172.5	40:50.093
11	1	2:37.601	43.984	46.944	1:06.673	192.5	29:09.082	14	1	2:55.743	47.217	53.234	1:15.292	179.4	43:45.836
12	1	2:46.863	44.273	48.100	1:14.490	190.5	31:55.945	15	1	2:54.792	47.559	52.716	1:14.517	177.3	46:40.628
13	2	4:53.537	2:56.968	48.328	1:08.241	114.2	36:49.482	16	1	2:55.408	47.688	53.396	1:14.324	176.8	49:36.036
14	2	2:42.153	45.314	48.810	1:08.029	187.5	39:31.635	17	1	2:56.550	48.031	54.259	1:14.260	177.0	52:32.586
15	2	2:41.699	44.133	48.353	1:09.213	189.1	42:13.334	18	1	2:56.145	48.517	54.125	1:13.503	174.2	55:28.731
16	2	2:41.044	44.678	47.928	1:08.438	191.8	44:54.378	19	1	3:00.415	50.380	56.026	1:14.009	173.1	58:29.146
17	2	2:39.854	44.125	48.020	1:07.709	190.1	47:34.232	20	1	3:00.267	49.900	54.822	1:15.545	170.6	1:01:29.413
18	2	2:39.408	44.087	47.707	1:07.614	189.8	50:13.640	46 Ford Mustang 289 1965 1.Serge LIBENS TC1							
19	2	2:39.326	43.890	47.725	1:07.711	189.5	52:52.966	1	1	2:56.643	57.464	48.916	1:10.263		2:56.643
20	2	2:39.102	43.681	47.754	1:07.667	190.1	55:32.068	2	1	2:44.180	44.670	48.545	1:10.965	204.2	5:40.823
21	2	2:46.680	47.640	50.090	1:08.950	190.8	58:18.748	3	1	2:43.623	44.382	48.721	1:10.520	200.0	8:24.446
22	2	3:01.726	1:03.008	50.977	1:07.741	189.8	1:01:20.474	4	1	2:43.643	44.849	48.342	1:10.452	184.0	11:08.089
23	2	3:11.757	51.198	57.201	1:23.358	143.0	1:04:32.231	5	1	2:43.466	44.977	48.038	1:10.451	188.2	13:51.555
37 Ford Capri RS 3100 Cologne 1974 1.Armand MILLE TC2															
1	1	2:31.061	44.436	44.192	1:02.433		2:31.061	6	1	2:44.560	45.224	48.621	1:10.715	190.5	16:36.115
2	1	2:27.284	40.595	43.965	1:02.724	218.2	4:58.345	7	1	2:42.507	44.718	47.661	1:10.128	190.8	19:18.622
3	1	2:26.778	40.590	43.901	1:02.287	218.6	7:25.123	8	1	2:42.657	44.708	48.031	1:09.918	197.8	22:01.279
4	1	2:26.550	39.908	43.965	1:02.677	222.2	9:51.673	9	1	2:43.815	45.381	48.217	1:10.217	187.8	24:45.094
5	1	2:25.908	40.181	43.763	1:01.964	216.0	12:17.581	10	1	2:44.696	45.472	48.104	1:11.120	180.3	27:29.790
6	1	2:26.012	40.131	43.954	1:01.927	217.7	14:43.593	11	1	2:46.815	45.701	49.583	1:11.531	184.0	30:16.605
7	1	2:28.007	40.192	43.935	1:03.880	220.9	17:11.600	12	1	2:52.075	45.995	48.616	1:17.464	175.3	33:08.680
8	1	2:25.968	40.015	43.902	1:02.051	220.0	19:37.568	13	1	5:11.224	3:09.577	49.360	1:12.287	116.8	38:19.904
9	1	2:25.674	40.252	43.763	1:01.659	220.9	22:03.242	14	1	2:43.600	45.074	48.344	1:10.182	184.3	41:03.504
10	1	2:26.410	40.575	43.812	1:02.023	213.9	24:29.652	15	1	2:43.968	45.203	48.574	1:10.191	191.8	43:47.472
11	1	2:34.642	40.418	44.357	1:09.867	216.9	27:04.294	16	1	2:45.198	45.294	48.333	1:11.571	181.2	46:32.670
12	1	4:55.031	3:08.842	44.087	1:02.102	119.7	31:59.325	17	1	2:46.158	46.368	48.765	1:11.025	176.2	49:18.828
13	1	2:26.984	40.087	44.436	1:02.461	223.1	34:26.309	18	1	2:47.793	45.682	49.890	1:12.221	189.8	52:06.621
14	1	2:26.942	40.621	43.787	1:02.534	210.5	36:53.251	19	1	2:44.234	44.372	48.409	1:11.453	198.5	54:50.855
15	1	2:29.634	42.123	45.004	1:02.507	175.0	39:22.885	20	1	2:44.054	45.344	48.389	1:10.321	175.0	57:34.909
16	1	2:26.111	40.426	43.676	1:02.009	220.0	41:48.996	21	1	2:46.813	45.433	50.151	1:11.229	187.5	1:00:21.722
17	1	2:25.783	39.952	43.659	1:02.172	216.9	44:14.779	22	1	2:45.326	44.812	49.300	1:11.214	189.5	1:03:07.048



**HERITAGE TOURING CUP
DIX MILLE TOURS
RACE**

Sector Analysis

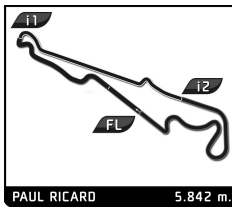
										Personal Best		Session Best		B Crossing the finish line in pit lane	
Lap	D	Time	Sector 1	Sector 2	Sector 3	T. Spd	Elapsed	Lap	D	Time	Sector 1	Sector 2	Sector 3	T. Spd	Elapsed
47		Ford Escort I RS 1600 1972				TC2									
		1.Guy Fabrice MESTROT													
		2.Eric SECHAUD													
1	2	2:32.783	45.469	44.886	1:02.428	209.3	2:32.783	1	1	2:47.207	53.153	47.392	1:06.662	200.4	2:47.207
2	2	2:29.002	41.375	44.307	1:03.320	209.3	5:01.785	2	1	2:36.830	43.281	47.071	1:06.478	200.4	5:24.037
3	2	2:28.592	41.165	44.510	1:02.917	208.1	7:30.377	3	1	2:36.066	43.242	46.520	1:06.304	197.4	8:00.103
4	2	2:29.716	40.886	44.833	1:03.997	207.3	10:00.093	4	1	2:36.801	42.991	46.814	1:06.996	207.3	10:36.904
5	2	2:29.299	41.237	44.609	1:03.453	204.9	12:29.392	5	1	2:36.760	42.961	47.091	1:06.708	207.3	13:13.664
6	2	2:30.337	41.436	44.899	1:04.002	206.9	14:59.729	6	1	2:36.338	43.077	46.638	1:06.623	204.5	15:50.002
7	2	2:30.495	41.380	44.727	1:04.388	205.3	17:30.224	7	1	2:37.084	42.800	46.353	1:07.931	200.7	18:27.086
8	2	2:30.426	41.108	44.897	1:04.421	210.1	20:00.650	8	1	2:36.700	42.886	47.664	1:06.150	196.7	21:03.786
9	2	2:29.749	41.247	44.570	1:03.932	207.7	22:30.399	9	1	2:36.135	43.003	46.757	1:06.375	197.4	23:39.921
10	2	2:30.517	41.348	44.949	1:04.220	206.9	25:00.916	10	1	2:34.517	42.464	46.489	1:05.564	201.9	26:14.438
11	2	2:30.558	41.283	45.456	1:03.819	204.9	27:31.474	11	1	3:46.504	43.114	46.465	2:16.925	198.5	30:00.942
12	2	2:30.891	41.725	45.132	1:04.034	200.4	30:02.365	12	1	2:53.077	1:00.367	46.821	1:05.889	123.9	32:54.019
13	2	2:39.256	41.207	44.777	1:13.272	205.7	32:41.621	13	1	2:38.380	42.614	47.125	1:08.641	205.7	35:32.399
14	1	5:06.754	3:11.854	47.665	1:07.235	109.2	37:48.375								
15	1	2:37.118	43.666	45.931	1:07.521	194.2	40:25.493								
16	1	2:36.298	42.882	46.556	1:06.860	194.9	43:01.791								
17	1	2:37.511	44.199	47.716	1:05.596	186.9	45:39.302								
18	1	2:33.402	42.314	45.811	1:05.277	204.9	48:12.704								
19	1	2:35.229	42.670	46.798	1:05.761	203.0	50:47.933								
20	1	2:34.497	43.053	45.892	1:05.552	193.5	53:22.430								
21	1	2:36.445	42.711	46.833	1:06.901	207.7	55:58.875								
22	1	2:34.163	42.579	45.940	1:05.644	193.9	58:33.038								
23	1	2:35.182	42.918	46.523	1:05.741	195.7	1:01:08.220								
24	1	2:34.348	42.121	46.247	1:05.980	191.8	1:03:42.568								
49		BMW 3.0 CSL 1975				TC2									
		1.Dominique GUENAT													
1	1	2:35.212	46.291	45.518	1:03.403		2:35.212								
2	1	2:30.833	42.096	45.103	1:03.634	194.2	5:06.045								
3	1	2:29.268	41.267	45.011	1:02.990	205.7	7:35.313								
4	1	2:29.680	40.878	45.307	1:03.495	208.1	10:04.993								
5	1	2:28.450	41.011	44.898	1:02.541	214.3	12:33.443								
6	1	2:27.808	40.602	44.521	1:02.685	206.9	15:01.251								
7	1	2:28.192	41.131	44.179	1:02.882	211.4	17:29.443								
8	1	2:29.662	41.050	44.553	1:04.059	208.5	19:59.105								
9	1	2:27.984	40.665	44.608	1:02.711	213.9	22:27.089								
10	1	2:27.474	40.380	44.484	1:02.610	218.6	24:54.563								
11	1	2:27.805	40.579	44.188	1:03.038	211.8	27:22.368								
12	1	2:33.887	41.056	44.773	1:08.058	217.7	29:56.255								
13	1	4:45.968	2:58.147	44.914	1:02.907	113.2	34:42.223								
14	1	2:28.516	40.861	44.836	1:02.819	211.8	37:10.739								
15	1	2:28.740	40.550	44.691	1:03.499	209.7	39:39.479								
16	1	2:29.009	40.400	44.778	1:03.831	221.8	42:08.488								
17	1	2:28.631	41.068	44.289	1:03.274	218.2	44:37.119								
18	1	2:30.513	42.112	45.129	1:03.272	207.7	47:07.632								
19	1	2:29.144	40.728	45.238	1:03.178	215.1	49:36.776								
20	1	2:28.712	40.981	44.828	1:02.903	213.4	52:05.488								
21	1	2:27.824	41.153	44.188	1:02.483	213.9	54:33.312								
22	1	2:26.983	40.410	44.256	1:02.317	216.4	57:00.295								
23	1	2:27.272	40.169	44.228	1:02.875	220.4	59:27.567								
24	1	2:27.443	40.452	44.165	1:02.826	213.4	1:01:55.010								
51		Ford Capri RS 2600 1973				TC2									
		1.Toni SEILER													
1	1	2:39.607	46.751	46.439	1:06.417		2:39.607								
2	1	2:33.913	42.643	46.084	1:05.186	199.3	5:13.520								
3	1	2:34.047	42.621	46.340	1:05.086	200.4	7:47.567								
4	1	2:33.071	42.085	46.031	1:04.955	201.1	10:20.638								
5	1	2:31.831	41.735	45.837	1:04.259	200.4	12:52.469								
6	1	2:31.911	41.643	45.898	1:04.370	200.7	15:24.380								
7	1	2:32.394	41.822	46.014	1:04.558	198.5	17:56.774								
8	1	2:33.329	41.865	46.543	1:04.921	198.5	20:30.103								
9	1	2:32.332	41.916	45.942	1:04.474	198.9	23:02.435								
10	1	2:32.433	41.601	46.113	1:04.719	198.9	25:34.868								
11	1	2:32.558	41.962	46.029	1:04.567	196.7	28:07.426								
12	1	2:40.157	42.046	46.016	1:12.095	198.2	30:47.583								
13	1	4:51.300	2:59.757	46.347	1:05.196	117.5	35:38.883								
14	1	2:34.191	42.291	46.490	1:05.410	199.6	38:13.074								
52		FORD Capri RS 3100 Cologne 1973				TC2									
		1.Yves SCEMAMA													
1	1	2:27.220	42.665	42.925	1:01.630		2:27.220								
2	1	2:24.987	40.154	42.571	1:02.262	221.3	4:52.207								
3	1	2:24.358	39.612	42.960	1:01.786	222.7	7:16.565								
4	1	2:25.135	39.876	42.933	1:02.326	224.1	9:41.700								
5	1	2:26.208	41.294	42.996	1:01.918	223.6	12:07.908								
6	1	2:25.113	40.252	43.135	1:01.726	224.5	14:33.021								
7	1	2:25.734	40.295	43.359	1:02.080	220.4	16:58.755								
8	1	2:24.791	39.877	42.946	1:01.968	222.7	19:23.546								
9	1	2:26.099	40.479	43.467	1:02.153	210.5	21:49.645								
10	1	2:25.414	40.236	43.017	1:02.161	221.3	24:15.059								
11	1	2:25.576	39.956	43.504	1:02.116	225.5	26:40.635								
12	1	2:46.858	40.365	44.080	1:22.413	218.2	29:27.493								
63		Ford Escort RS 1600 1975				TC2									
		1.Erik MARIS													
1	1	2:40.735	48.345	46.275	1:06.115		2:40.735								
2	1	2:34.517	42.290	45.864	1:06.363	201.5	5:15.252								
3	1	2:33.440	42.336	46.269	1:04.835	200.0	7:48.692								
4	1	2:33.157	41.979	46.080	1:05.098	202.2	10:21.849								
5	1	2:33.916	42.527	46.050	1:05.339	201.5	12:55.765								
6	1	2:34.674	42.509	46.930	1:05.235	194.2	15:30.439								
7	1	2:35.982	43.294	47.003	1:05.685	191.8	18:06.421								
8	1	2:38.920	44.003	47.488	1:07.429	185.6	20:45.341								
9	1	2:43.967	43.423	47.781	1:12.763	185.9	23:29.308								
64		Ford Escort RS 1600 1974				TC2									
		1.Jean-Marc MERLIN													
1	1	2:39.607	46.751	46.439	1:06.417		2:39.607								
2	1	2:33.913	42.643	46.084	1:05.186	199.3	5:13.520								
3	1	2:34.047	42.621	46.340	1:05.086	200.4	7:47.567								
4	1	2:33.071	42.085	46.031	1:04.955	201.1	10:20.638								
5	1	2:31.831	41.735	45.837	1:04.259	200.4	12:52.469								
6	1	2:31.911	41.643	45.898	1:04.370	200.7	15:24.380								
7	1	2:32.394	41.822	46.014	1:04.558	198.5	17:56.774								
8	1	2:33.329	41.865	46.543	1:04.921	198.5	20:30.103								
9	1	2:32.332	41.916	45.942	1:04.474	198.9	23:02.435								



**HERITAGE TOURING CUP
DIX MILLE TOURS
RACE**

Sector Analysis

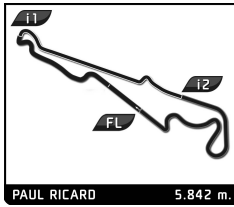
								■ Personal Best ■ Session Best ■ Crossing the finish line in pit lane							
Lap	D	Time	Sector 1	Sector 2	Sector 3	T. Spd	Elapsed	Lap	D	Time	Sector 1	Sector 2	Sector 3	T. Spd	Elapsed
65 Ford Mustang 289 1965 1.Max HUBER TC1															
1	1	2:57.364	57.126	49.639	1:10.599		2:57.364	2	1	2:50.240	46.617	51.876	1:11.747	192.2	5:53.024
2	1	2:43.142	44.484	48.390	1:10.268	194.9	5:40.506	3	1	2:49.010	45.832	50.122	1:13.056	185.9	8:42.034
3	1	2:43.070	45.108	48.595	1:09.367	191.8	8:23.576	4	1	2:49.680	46.315	50.183	1:13.182	185.9	11:31.714
4	1	2:43.479	44.531	48.622	1:10.326	190.5	11:07.055	5	1	2:54.473	46.834	51.391	1:16.248	183.1	14:26.187
5	1	2:46.828	44.519	48.693	1:13.616	191.2	13:53.883	6	1	2:56.784	48.859	52.192	1:15.733	172.2	17:22.971
6	1	2:43.063	44.945	48.346	1:09.772	183.7	16:36.946	7	1	3:27.436	51.447	58.121	1:37.868	170.3	20:50.407
7	1	2:42.338	44.415	48.698	1:09.225	190.8	19:19.284								
8	1	3:47.327	44.368	49.205	2:13.754	191.8	23:06.611								
9	1	3:42.147	1:43.376	49.406	1:09.365	113.3	26:48.758								
10	1	2:53.222	45.182	48.497	1:19.543	192.5	29:41.980								
11	1	4:04.074	2:03.866	49.243	1:10.965	120.7	33:46.054								
12	1	2:44.057	44.653	48.835	1:10.569	191.8	36:30.111								
13	1	2:51.680	47.239	53.956	1:10.485	165.6	39:21.791								
66 Ford Mustang 289 1965 1.Guillaume HUBER TC1															
1	1	3:09.883	1:04.596	51.795	1:13.492		3:09.883								
2	1	2:53.593	46.725	49.980	1:16.888	198.9	6:03.476								
75 Ford Capri RS 2600 1972 1.Simon EVANS TC2															
1	1	2:42.270	48.879	46.269	1:07.122		2:42.270								
2	1	2:35.902	44.470	45.650	1:05.782	203.4	5:18.172								
3	1	2:32.884	41.879	45.799	1:05.206	203.0	7:51.056								
4	1	2:33.835	41.980	45.917	1:05.938	204.9	10:24.891								
5	1	2:32.624	41.496	45.335	1:05.793	203.4	12:57.515								
6	1	2:32.060	41.411	45.319	1:05.330	203.4	15:29.575								
7	1	2:32.318	41.532	45.573	1:05.213	200.4	18:01.893								
8	1	2:36.846	42.180	48.108	1:06.558	201.1	20:38.739								
9	1	2:33.073	41.832	45.678	1:05.563	201.5	23:11.812								
10	1	2:34.107	41.981	46.023	1:06.103	200.0	25:45.919								
11	1	2:41.625	42.777	45.664	1:13.184	202.2	28:27.544								
12	1	4:51.365	2:58.951	46.019	1:06.395	119.6	33:18.909								
13	1	2:33.332	42.229	45.742	1:05.361	196.0	35:52.241								
14	1	2:34.003	42.354	45.703	1:05.946	198.2	38:26.244								
15	1	2:33.240	42.353	45.413	1:05.474	200.0	40:59.484								
16	1	2:32.822	41.983	45.333	1:05.506	201.9	43:32.306								
17	1	2:32.812	42.219	45.696	1:04.897	202.2	46:05.118								
18	1	2:32.602	41.688	45.556	1:05.358	199.6	48:37.720								
19	1	2:32.817	41.868	45.752	1:05.197	199.6	51:10.537								
20	1	2:32.154	41.495	45.633	1:05.026	200.4	53:42.691								
21	1	2:33.047	41.862	45.799	1:05.386	201.5	56:15.738								
22	1	2:33.708	41.620	46.266	1:05.822	200.7	58:49.446								
23	1	2:34.551	42.132	46.112	1:06.307	202.2	1:01:23.997								
81 Jaguar XJS 1981 1.Tony FOUAN Group A															
1	1	3:02.784	1:00.506	50.567	1:11.711		3:02.784								
2	1	2:50.240	46.617	51.876	1:11.747	192.2	5:53.024								
3	1	2:49.010	45.832	50.122	1:13.056	185.9	8:42.034								
4	1	2:49.680	46.315	50.183	1:13.182	185.9	11:31.714								
5	1	2:54.473	46.834	51.391	1:16.248	183.1	14:26.187								
6	1	2:56.784	48.859	52.192	1:15.733	172.2	17:22.971								
7	1	3:27.436	51.447	58.121	1:37.868	170.3	20:50.407								
90 Ford Escort RS 1600 1969 1.Carlos F. CRUZ TC2 2.Miguel AMARAL															
1	1	3:04.550	1:01.918	50.364	1:12.268		3:04.550								
2	1	2:51.845	46.627	51.225	1:13.993	177.0	5:56.395								
3	1	2:49.814	47.054	51.807	1:10.953	170.1	8:46.209								
4	1	2:49.557	46.228	50.748	1:12.581	172.8	11:35.766								
5	1	2:49.840	46.226	51.026	1:12.588	175.0	14:25.606								
6	1	2:49.378	46.462	51.089	1:11.827	174.8	17:14.984								
7	1	2:48.629	46.094	50.352	1:12.183	177.9	20:03.613								
8	1	2:49.470	46.761	50.669	1:12.040	178.5	22:53.083								
9	1	2:49.068	46.060	50.883	1:12.125	177.6	25:42.151								
10	1	2:56.992	47.724	51.083	1:18.185	174.2	28:39.143								
11	2	4:56.121	2:55.969	49.538	1:10.614	97.8	33:35.264								
12	2	2:43.012	44.264	49.100	1:09.648	176.5	36:18.276								
13	2	2:43.798	45.221	49.693	1:08.884	176.5	39:02.074								
14	2	2:42.328	44.342	49.269	1:08.717	177.6	41:44.402								
15	2	2:42.825	45.078	49.449	1:08.298	177.9	44:27.227								
16	2	2:42.699	44.822	49.412	1:08.465	176.5	47:09.926								
17	2	2:43.284	44.887	50.171	1:08.226	177.9	49:53.210								
18	2	2:42.370	44.131	49.374	1:08.865	175.6	52:35.580								
19	2	2:46.262	45.613	50.140	1:10.509	176.2	55:21.842								
20	2	2:42.216	44.704	49.162	1:08.350	177.3	58:04.058								
21	2	2:41.675	44.978	49.004	1:07.693	177.0	1:00:45.733								
22	2	2:42.614	44.836	49.211	1:08.567	177.6	1:03:28.347								
101 BMW 2002 TI 1971 1.Bart BLOMMAERT TC2 2.Rikkert LEEMAN															
1	1	3:05.586	58.822	52.149	1:14.615		3:05.586								
2	1	2:48.715	46.387	50.900	1:11.428	177.9	5:54.301								
3	1	2:49.382	45.578	50.572	1:13.232	179.7	8:43.683								
4	1	2:50.280	45.598	51.768	1:12.914	178.8	11:33.963								
5	1	2:51.226	46.498	51.704	1:13.024	173.6	14:25.189								
6	1	2:50.881	45.962	51.426	1:13.493	175.6	17:16.070								
7	1	2:48.012	46.059	50.642	1:11.311	178.5	20:04.082								
8	1	2:48.252	45.506	50.637	1:12.109	184.3	22:52.334								
9	1	2:56.206	45.698	51.404	1:19.104	172.8	25:48.540								
10	1	5:08.594	3:06.150	50.302	1:12.142	104.8	30:57.134								
11	1	2:49.654	45.964	50.169	1:13.521	179.4	33:46.788								
12	1	2:46.570	46.156	49.505	1:10.909	175.0	36:33.358								
13	1	2:46.195	45.424	49.417	1:11.354	177.3	39:19.553								
14	1	2:46.151	45.865	49.618	1:10.668	179.7	42:05.704								
15	1	2:46.316	45.873	50.134	1:10.309	180.0	44:52.020								
16	1	2:47.041	45.977	50.245	1:10.819	178.8	47:39.061								
17	1	2:45.917	45.470	50.235	1:10.212	180.6	50:24.978								
18	1	3:05.458	46.251	49.456	1:29.751	182.4	53:30.436								
19	1	2:49.307	45.877	51.125	1:12.305	177.3	56:19.743								



**HERITAGE TOURING CUP
DIX MILLE TOURS
RACE**

Sector Analysis

Personal Best							Session Best							B Crossing the finish line in pit lane									
Lap	D	Time	Sector 1	Sector 2	Sector 3	T. Spd	Elapsed	Lap	D	Time	Sector 1	Sector 2	Sector 3	T. Spd	Elapsed	Lap	D	Time	Sector 1	Sector 2	Sector 3	T. Spd	Elapsed
20	1	2:46.158	45.399	50.031	1:10.728	179.7	59:05.901	1	1	2:31.405	43.941	43.933	1:03.531		2:31.405	2	1	2:28.810	42.220	43.583	1:03.007	216.4	5:00.215
21	1	2:58.398	55.690	51.202	1:11.506	183.4	1:02:04.299	3	1	2:27.176	40.729	43.768	1:02.679	221.3	7:27.391	4	1	2:26.716	40.376	43.659	1:02.681	223.1	9:54.107
114 BMW 635 CSI 1983 1.Jean-Lou RIHON Group A																							
1	1	2:48.270	53.631	48.213	1:06.426		2:48.270	5	1	2:25.946	40.405	43.373	1:02.168	222.2	12:20.053	6	1	2:26.347	40.362	43.147	1:02.838	223.6	14:46.400
2	1	2:36.768	43.223	47.423	1:06.122	193.2	5:25.038	7	1	2:27.261	40.573	43.193	1:03.495	222.2	17:13.661	8	1	2:25.514	40.534	43.015	1:01.965	222.7	19:39.175
3	1	2:36.214	43.130	47.233	1:05.851	194.9	8:01.252	9	1	2:25.731	40.244	42.987	1:02.500	224.1	22:04.906	10	1	2:31.984	39.996	43.555	1:08.433	220.4	24:36.890
4	1	2:36.671	43.136	47.114	1:06.421	196.0	10:37.923	11	1	2:29.842	41.429	44.553	1:03.860	193.2	27:06.732	12	1	2:28.270	41.181	44.126	1:02.963	212.6	29:35.002
5	1	2:38.344	43.718	47.331	1:07.295	191.8	13:16.267	13	1	2:35.217	40.651	43.910	1:10.656	219.1	32:10.219	14	1	4:44.247	2:55.610	45.396	1:03.241	132.7	36:54.466
6	1	2:35.922	42.701	47.414	1:05.807	195.7	15:52.189	15	1	2:27.515	41.824	43.674	1:02.017	179.1	39:21.981	16	1	2:25.760	40.203	43.674	1:01.883	226.4	41:47.741
7	1	2:36.293	42.826	46.489	1:06.978	194.2	18:28.482	17	1	2:25.740	39.871	43.564	1:02.305	225.9	44:13.481	18	1	2:26.086	40.604	42.940	1:02.542	217.7	46:39.567
8	1	2:36.257	42.826	47.711	1:05.720	193.2	21:04.739	19	1	2:26.876	40.573	43.849	1:02.454	218.6	49:06.443	20	1	2:35.898	39.924	48.329	1:07.645	220.9	51:42.341
9	1	2:36.557	43.037	47.312	1:06.208	182.1	23:41.296	21	1	2:28.622	41.336	44.230	1:03.056	208.5	54:10.963	22	1	2:28.494	41.429	43.944	1:03.121	217.7	56:39.457
10	1	2:35.885	42.893	47.436	1:05.556	192.5	26:17.181	23	1	2:26.900	40.527	43.615	1:02.758	214.7	59:06.357	24	1	2:27.964	40.902	43.792	1:03.270	221.3	1:01:34.321
11	1	2:36.093	42.865	47.352	1:05.876	192.9	28:53.274	138 BMW 3.0 CSL 1975 1.Franz WUNDERLICH TC2 2.Michael KAMMERMANN															
12	1	2:36.536	42.898	47.515	1:06.123	192.9	31:29.810	1	1	2:26.474	42.032	43.030	1:01.412		2:26.474	2	1	2:28.622	41.336	44.230	1:03.056	208.5	54:10.963
13	1	2:43.243	43.136	47.602	1:12.505	191.8	34:13.053	155 BMW 2002 TII 1975 1.Charles VEILLARD TC2															
14	1	5:19.240	3:25.518	47.912	1:05.810	101.7	39:32.293	1	1	2:46.482	51.575	48.258	1:06.649		2:46.482	2	1	2:37.055	43.068	47.516	1:06.471	203.8	5:23.537
15	1	2:37.869	44.204	47.258	1:06.407	189.1	42:10.162	3	1	2:36.614	42.939	47.047	1:06.628	203.4	8:00.151	4	1	2:37.931	43.455	47.236	1:07.240	201.5	10:38.082
16	1	2:37.398	43.022	47.682	1:06.694	194.9	44:47.560	5	1	2:37.931	43.455	47.236	1:07.240	201.5	13:14.325	6	1	2:36.243	42.895	47.152	1:06.196	204.5	15:50.650
17	1	2:37.297	43.268	47.657	1:06.372	186.9	47:24.857	7	1	2:36.325	43.132	47.062	1:06.131	204.9	18:26.084	8	1	2:35.434	42.651	46.545	1:06.238	203.0	21:01.406
18	1	2:37.794	43.414	47.732	1:06.648	193.2	50:02.651	9	1	2:35.322	42.491	46.686	1:06.145	200.7	23:37.608	10	1	2:36.202	42.539	46.939	1:06.724	200.7	26:12.860
19	1	2:37.043	43.263	47.836	1:05.944	192.9	52:39.694	11	1	2:35.252	42.703	46.892	1:05.657	200.7	28:48.387	12	1	2:47.210	43.049	46.783	1:17.378	199.6	31:35.597
20	1	2:39.315	43.223	48.910	1:07.182	193.9	55:19.009	13	1	2:35.527	42.654	46.694	1:06.179	201.5	36:57.977	14	1	2:42.380	3:29.708	47.219	1:05.453	119.7	36:57.977
21	1	3:08.462	1:08.682	51.812	1:07.968	192.5	58:27.471	15	1	2:34.679	42.569	47.010	1:05.100	203.4	39:32.656	16	1	2:36.186	42.395	47.402	1:06.389	206.5	42:08.842
22	1	2:43.955	44.484	50.714	1:08.757	189.1	1:01:11.426	17	1	2:37.811	43.317	47.293	1:07.201	203.4	44:46.653	18	1	2:37.055	43.068	47.516	1:06.471	203.8	47:26.016
23	1	2:40.989	45.805	48.713	1:06.471	184.9	1:03:52.415	19	1	2:39.363	43.314	48.079	1:07.970	200.0	50:03.646	20	1	2:37.630	43.358	47.382	1:06.890	203.0	52:41.652
117 Ford Escort I RS 1600 1975 1.Alain PAGES TC2																							
1	1	2:40.854	47.135	46.503	1:07.216		2:40.854	21	1	2:38.004	42.936	47.618	1:08.250	201.5	55:20.456	22	1	2:41.824	44.153	48.969	1:08.702	194.6	58:02.280
2	1	2:34.356	43.583	46.119	1:04.654	189.8	5:15.210	23	1	2:42.581	43.845	49.303	1:09.433	192.9	1:00:44.861	123 Ford Capri RS 3100 Cologne 1975 1.Emile BREITMAYER TC2							
3	1	2:34.702	43.352	45.935	1:05.415	198.5	7:49.912	182 Ford Escort Mk II RS 1981 1.Martin KUENDIG INV															
4	1	2:33.880	42.768	46.107	1:05.005	199.3	10:23.792	1	1	2:42.530	43.637	49.048	1:09.845	195.7	1:03:27.391								
5	1	2:33.731	41.953	45.899	1:05.879	197.4	12:57.523																
6	1	2:33.170	42.685	45.911	1:04.574	191.8	15:30.693																
7	1	2:32.727	42.140	46.007	1:04.580	198.5	18:03.420																
8	1	2:33.209	42.326	45.951	1:04.932	197.8	20:36.629																
9	1	2:32.979	42.401	45.804	1:04.774	193.2	23:09.608																
10	1	2:36.228	44.654	46.212	1:05.362	196.4	25:45.836																
11	1	2:34.426	43.471	46.644	1:04.311	196.0	28:20.262																
12	1	2:46.088	42.504	46.472	1:17.112	193.2	31:06.350																
13	1	4:52.524	2:58.862	47.646	1:06.016	99.8	35:58.874																
14	1	2:35.368	42.546	46.891	1:05.931	192.2	38:34.242																
15	1	2:35.446	42.356	47.610	1:05.480	196.0	41:09.688																
16	1	2:33.851	42.730	45.750	1:05.371	190.8	43:43.539																
17	1	2:34.496	43.073	46.564	1:04.859	193.2	46:18.035																
18	1	2:34.237	42.421	46.441	1:05.375	195.7	48:52.272																
19	1	2:34.080	42.178	46.121	1:05.781	196.7	51:26.352																
20	1	2:35.266	43.176	46.473	1:05.617	189.1	54:01.618																
21	1	2:35.855	43.831	46.806	1:05.218	192.2	56:37.473																
22	1	2:35.664	43.116	46.106	1:06.442	186.9	59:13.137																
23	1	2:37.298	44.165	47.502	1:05.631	190.1	1:01:50.435																



HERITAGE TOURING CUP DIX MILLE TOURS RACE

Sector Analysis

■ Personal Best
 ■ Session Best
 B Crossing the finish line in pit lane

Lap	D	Time	Sector 1	Sector 2	Sector 3	T. Spd	Elapsed	Lap	D	Time	Sector 1	Sector 2	Sector 3	T. Spd	Elapsed
1	1	2:42.464	50.051	46.526	1:05.887		2:42.464								
2	1	2:34.688	43.649	45.898	1:05.141	203.8	5:17.152								
3	1	2:34.375	42.249	46.298	1:05.828	200.0	7:51.527								
4	1	2:34.335	42.570	46.364	1:05.401	205.7	10:25.862								
5	1	2:33.486	42.002	46.494	1:04.990	204.9	12:59.348								
6	1	2:33.638	42.133	46.062	1:05.443	204.2	15:32.986								
7	1	2:34.154	42.327	45.938	1:05.889	197.8	18:07.140								
8	1	2:33.482	42.129	46.260	1:05.093	203.4	20:40.622								
9	1	2:33.134	41.965	46.072	1:05.097	199.3	23:13.756								
10	1	2:34.510	42.179	46.595	1:05.736	198.9	25:48.266								
11	1	2:42.490	B 42.895	46.821	1:12.774	201.9	28:30.756								
12	1	3:56.245	2:04.100	46.449	1:05.696	113.2	32:27.001								
13	1	2:34.962	42.608	46.510	1:05.844	196.7	35:01.963								
14	1	2:34.550	42.807	46.772	1:04.971	196.7	37:36.513								
15	1	2:34.604	42.782	46.240	1:05.582	197.8	40:11.117								
16	1	2:35.545	43.667	46.459	1:05.419	198.2	42:46.662								
17	1	2:34.022	42.311	46.760	1:04.951	197.1	45:20.684								
18	1	2:32.979	42.124	45.762	1:05.093	197.4	47:53.663								
19	1	2:34.485	42.197	46.585	1:05.703	198.5	50:28.148								
20	1	2:32.322	41.620	45.851	1:04.851	203.4	53:00.470								
21	1	2:32.252	41.855	46.135	1:04.262	201.9	55:32.722								
22	1	2:32.925	42.600	46.087	1:04.238	204.5	58:05.647								
23	1	3:43.175	B 42.788	1:24.263	1:36.124	204.5	1:01:48.822								