

ENDURANCE RACING LEGENDS

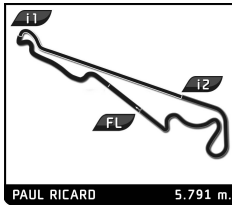
DIX MILLE TOURS

RACE 2

Sector Analysis

■ Personal Best
 ■ Session Best
 ■ Crossing the finish line in pit lane

Lap	D	Time	Sector 1	Sector 2	Sector 3	T. Spd	Elapsed	Lap	D	Time	Sector 1	Sector 2	Sector 3	T. Spd	Elapsed	
1 Riley & Scott MK III C 2002 1.Emmanuel BRIGAND LMP1B								9	1	3:20.538	B	36.338	30.612	2:13.588	252.3	19:54.762
1	1	2:03.281	38.859	30.864	53.558		2:03.281	10	1	2:19.208	52.117	31.002	56.089	139.7	22:13.970	
2	1	1:59.603	35.522	30.191	53.890	252.3	4:02.884	11	1	2:07.539	39.458	31.294	56.787	234.3	24:21.509	
3	1	1:58.721	35.333	30.173	53.215	251.7	6:01.605	12	1	2:05.297	36.914	32.262	56.121	232.3	26:26.806	
4	1	1:59.031	35.269	29.858	53.904	248.8	8:00.636	13	1	2:04.178	36.879	31.026	56.273	249.4	28:30.984	
5	1	1:58.259	35.172	29.964	53.123	252.9	9:58.895	14	1	2:02.885	37.009	30.840	55.036	216.9	30:33.869	
6	1	1:58.766	35.085	29.936	53.745	252.9	11:57.661	15	1	2:03.184	37.093	30.655	55.436	234.3	32:37.053	
7	1	2:00.332	35.291	30.046	54.995	254.1	13:57.993	16	1	2:02.718	35.964	30.609	56.145	252.3	34:39.771	
8	1	2:05.244	35.556	30.300	59.388	250.6	16:03.237	17	1	2:03.365	37.096	30.536	55.733	220.9	36:43.136	
9	1	1:58.636	35.578	30.165	52.893	251.7	18:01.873	18	1	2:03.627	36.777	30.732	56.118	215.6	38:46.763	
10	1	1:58.589	35.167	30.022	53.400	252.9	20:00.462	19	1	2:04.560	37.951	30.997	55.612	224.5	40:51.323	
11	1	2:04.383	B	35.402	30.035	58.946	251.2	22:04.845								
12	1	3:16.278	1:52.520	29.873	53.885	158.1	25:21.123									
13	1	1:59.631	35.126	31.073	53.432	254.7	27:20.754									
14	1	1:59.043	35.061	30.503	53.479	253.5	29:19.797									
15	1	1:59.464	35.570	30.199	53.695	251.7	31:19.261									
16	1	1:59.898	35.269	30.435	54.194	251.7	33:19.159									
17	1	2:00.657	36.173	30.267	54.217	250.6	35:19.816									
18	1	2:00.280	35.143	30.413	54.724	250.6	37:20.096									
19	1	2:02.412	36.035	31.030	55.347	243.2	39:22.508									
20	1	2:02.119	35.933	31.377	54.809	238.4	41:24.627									
3 Audi R8 LMP 2002 1.Erik MARIS LMP1B								12 Porsche 993 GT2 1996 1.Henrique GEMPERLE GT2A 2.Marc de SIEBENTHAL								
1	1	2:05.963					2:05.963	1	1	2:30.243	52.264	34.108	1:03.871		2:30.243	
2	1	1:57.667					4:03.630	2	1	2:17.171	41.339	33.915	1:01.917	224.1	4:47.414	
3	1	1:57.509					6:01.139	3	1	2:16.878	41.717	33.537	1:01.624	220.9	7:04.292	
4	1	1:57.358					7:58.497	4	1	2:17.554	40.186	34.177	1:03.191	228.8	9:21.846	
5	1	1:56.562					9:55.059	5	1	2:15.526	40.406	33.709	1:01.411	225.9	11:37.372	
6	1	1:56.679					11:51.738	6	1	2:18.200	40.372	33.830	1:03.998	227.8	13:55.572	
7	1	1:57.658					13:49.396	7	1	2:16.635	41.125	34.086	1:01.424	229.3	16:12.207	
8	1	1:59.233					15:48.629	8	1	3:23.253	B	40.065	33.663	2:09.525	229.3	19:35.460
9	1	2:00.723					17:49.352	9	1	2:30.056	54.966	34.066	1:01.024	129.7	22:05.516	
10	1	3:21.164	B				21:10.516	10	1	2:15.912	40.026	33.899	1:01.987	227.8	24:21.428	
11	1	1:56.757					23:07.273	11	1	2:14.798	39.969	33.888	1:00.941	228.8	26:36.226	
12	1	1:57.975					25:05.248	12	1	2:14.694	39.981	33.503	1:01.210	229.3	28:50.920	
13	1	1:56.860					27:02.108	13	1	2:16.311	40.930	33.987	1:01.394	230.3	31:07.231	
14	1	1:57.225					28:59.333	14	1	2:17.720	41.440	34.538	1:01.742	229.3	33:24.951	
15	1	1:58.659					30:57.992	15	1	2:15.814	40.330	33.825	1:01.659	230.3	35:40.765	
16	1	1:57.771					32:55.763	16	1	2:16.292	40.461	33.998	1:01.833	231.3	37:57.057	
17	1	1:57.516					34:53.279	17	1	2:16.590	40.653	33.901	1:02.036	230.3	40:13.647	
18	1	1:56.581					36:49.860	18	1	2:16.067	40.138	33.733	1:02.196	227.8	42:29.714	
19	1	1:57.262					38:47.122									
20	1	1:55.756					40:42.878									
8 Aston Martin DBR9 2006 1.Franz WUNDERLICH GT1B								13 Courage C60 2002 1.Peter Van HOEPEN LMP1B								
1	1	2:10.639	43.322	31.155	56.162		2:10.639	1	1	2:29.842	1:00.009	29.607	1:00.226		2:29.842	
2	1	2:03.176	36.105	30.708	56.363	249.4	4:13.815	2	1	2:04.183	36.481	31.015	56.687	248.8	4:34.025	
3	1	2:03.455	36.399	30.560	56.496	247.1	6:17.270	3	1	2:05.217	36.928	29.976	58.313	258.4	6:39.242	
4	1	2:03.193	36.371	30.761	56.061	250.0	8:20.463	4	1	2:01.350	36.257	30.042	55.051	254.7	8:40.592	
5	1	2:03.580	36.336	30.855	56.389	249.4	10:24.043	5	1	2:01.859	36.612	29.854	55.393	248.8	10:42.451	
6	1	2:03.107	36.127	30.958	56.022	244.3	12:27.150	6	1	2:01.223	36.478	29.604	55.141	252.9	12:43.674	
7	1	2:03.862	36.511	30.929	56.422	241.1	14:31.012	7	1	1:59.890	35.186	30.304	54.400	262.1	14:43.564	
8	1	2:03.212	36.517	30.735	55.960	252.3	16:34.224	8	1	2:01.028	35.801	29.590	55.637	260.9	16:44.592	
								9	1	2:00.439	35.388	29.899	55.152	258.4	18:45.031	
								10	1	2:09.584	B	35.665	30.019	1:03.900	256.5	20:54.615
								11	1	3:22.640	1:56.811	29.787	56.042	156.7	24:17.255	
								12	1	2:01.196	36.515	29.553	55.128	235.3	26:18.451	
								13	1	2:01.269	36.384	29.930	54.955	244.3	28:19.720	
								14	1	2:00.996	36.181	29.682	55.133	260.2	30:20.716	
								15	1	1:59.066	35.175	29.457	54.434	263.4	32:19.782	
								16	1	2:01.371	36.011	29.346	56.014	259.6	34:21.153	
								17	1	2:00.665	35.592	29.893	55.180	257.1	36:21.818	
								18	1	1:59.548	35.337	29.899	54.312	259.0	38:21.366	
								19	1	1:59.500	35.295	29.857	54.348	259.0	40:20.866	
								20	1	2:06.240	37.207	30.169	58.864	254.7	42:27.106	



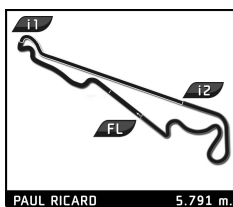
ENDURANCE RACING LEGENDS

DIX MILLE TOURS

RACE 2

Sector Analysis

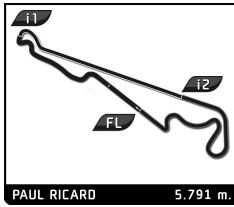
Personal Best							Session Best							B Crossing the finish line in pit lane						
Lap	D	Time	Sector 1	Sector 2	Sector 3	T. Spd	Elapsed	Lap	D	Time	Sector 1	Sector 2	Sector 3	T. Spd	Elapsed					
14 Riley & Scott MK III C 2003							1.Xavier MICHERON							LMP1B						
1	1	2:05.310	40.880	29.129	55.301		2:05.310	7	1	2:04.219	36.421	31.290	56.508	241.6	14:40.662					
2	1	1:59.203	36.031	28.998	54.174	265.4	4:04.513	8	1	3:14.839	B 36.799	31.452	2:06.588	240.5	17:55.501					
3	1	1:58.226	35.160	28.949	54.117	265.4	6:02.739	9	1	2:27.876	59.069	31.872	56.935	126.5	20:23.377					
4	1	1:57.126	35.249	28.797	53.080	264.7	7:59.865	10	1	2:05.949	37.300	31.761	56.888	240.0	22:29.326					
5	1	1:57.010	35.170	28.842	52.998	265.4	9:56.875	11	1	2:05.551	37.439	31.623	56.489	238.9	24:34.877					
6	1	1:56.898	34.782	28.771	53.345	266.0	11:53.773	12	1	2:05.560	37.515	31.467	56.578	236.3	26:40.437					
7	1	1:58.218	34.948	28.692	54.578	265.4	13:51.991	13	1	2:05.487	37.324	31.266	56.897	243.2	28:45.924					
8	1	1:56.738	35.451	28.870	52.417	267.3	15:48.729	14	1	2:05.091	36.837	31.628	56.626	240.5	30:51.015					
9	1	1:57.782	34.786	28.602	54.394	264.1	17:46.511	15	1	2:06.415	36.979	31.592	57.844	237.9	32:57.430					
10	1	2:02.799	B 35.361	28.675	58.763	265.4	19:49.310	16	1	2:05.557	37.439	31.599	56.519	243.2	35:02.987					
11	1	3:23.280	2:00.869	29.010	53.401	156.7	23:12.590	17	1	2:07.878	37.256	31.682	58.940	242.7	37:10.865					
12	1	1:59.319	35.064	29.956	54.299	268.0	25:11.909	18	1	2:06.525	37.159	31.754	57.612	244.9	39:17.390					
13	1	1:59.940	35.672	28.975	55.293	266.7	27:11.849	19	1	2:05.363	37.068	31.662	56.633	243.2	41:22.753					
14	1	1:59.357	35.957	29.089	54.311	265.4	29:11.206													
15	1	2:00.147	36.060	29.282	54.805	267.3	31:11.353													
16	1	2:01.102	36.610	29.190	55.302	259.6	33:12.455													
17	1	1:58.688	35.237	28.916	54.535	268.0	35:11.143													
18	1	1:57.345	34.859	28.620	53.866	269.3	37:08.488													
19	1	2:08.006	42.155	29.915	55.936	269.3	39:16.494													
20	1	2:00.058	36.010	28.801	55.247	266.0	41:16.552													
16 Aston Martin V8 Vantage GT2 2010							1.Pierre-Alain FRANCE							GT2C						
1	1	2:22.858	48.181	33.805	1:00.872		2:22.858	1	1	2:18.947	46.477	32.573	59.897		2:18.947					
2	1	2:56.915	B 38.476	1:07.721	1:10.718	230.3	5:19.773	2	1	2:07.759	38.251	32.371	57.137	238.4	4:26.706					
18 Porsche 993 GT2 Bi-turbo 1996							1.Heiko OSTMANN							GT2A						
1	1	2:29.297	51.522	33.819	1:03.956		2:29.297	3	1	2:06.403	37.306	32.250	56.847	231.3	6:33.109					
2	1	2:16.509	40.617	33.320	1:02.572	220.0	4:45.806	4	1	2:07.013	37.533	31.900	57.580	233.3	8:40.122					
3	1	2:16.183	39.862	33.105	1:03.216	231.3	7:01.989	5	1	2:06.457	38.020	32.017	56.420	239.5	10:46.579					
4	1	2:15.843	40.289	33.664	1:01.890	222.2	9:17.832	6	1	2:05.608	37.169	32.095	56.344	240.0	12:52.187					
5	1	2:15.411	39.520	33.252	1:02.639	226.4	11:33.243	7	1	2:06.170	37.083	32.094	56.993	238.4	14:58.357					
6	1	2:17.482	39.581	32.951	1:04.950	232.8	13:50.725	8	1	2:05.427	37.373	31.863	56.191	235.3	17:03.784					
7	1	2:17.828	40.692	34.876	1:02.260	230.8	16:08.553	9	1	2:10.478	B 37.073	31.822	1:01.583	238.9	19:14.262					
8	1	2:13.849	39.561	32.634	1:01.654	229.3	18:22.402	10	1	3:48.687	2:21.567	31.924	55.196	126.5	23:02.949					
9	1	3:19.639	B 40.728	33.138	2:05.773	218.6	21:42.041	11	1	2:05.918	37.246	32.171	56.501	240.0	25:08.867					
10	1	2:34.215	59.124	33.067	1:02.024	104.1	24:16.256	12	1	2:03.951	37.130	31.614	55.207	240.0	27:12.818					
11	1	2:17.893	41.159	33.992	1:02.742	210.1	26:34.149	13	1	2:02.541	36.292	31.331	54.918	240.5	29:15.359					
12	1	2:15.065	39.760	33.087	1:02.218	219.1	28:49.214	14	1	2:04.257	36.853	31.380	56.024	241.1	31:19.616					
13	1	2:15.736	39.558	33.045	1:03.133	228.8	31:04.950	15	1	2:03.353	36.489	31.300	55.564	241.1	33:22.969					
14	1	2:17.084	40.439	33.318	1:03.327	205.7	33:22.034	16	1	2:03.759	36.805	31.126	55.828	236.8	35:26.728					
15	1	3:03.130	B 39.638	32.594	1:50.898	229.3	36:25.164	17	1	2:02.018	36.057	31.464	54.497	242.2	37:28.746					
16	1	2:39.691	1:01.385	35.055	1:03.251	96.9	39:04.855	18	1	2:03.230	36.634	31.045	55.551	243.8	39:31.976					
17	1	2:16.927	39.859	32.718	1:04.350	225.5	41:21.782	19	1	2:02.974	36.137	31.448	55.389	241.1	41:34.950					
22 Porsche 993 GT2 Evo 1999							1.Sebastian GLASER							GT2A						
1	1	2:14.953	45.705	31.658	57.590		2:14.953	1	1	2:24.194	49.814	33.294	1:01.086		2:24.194					
2	1	2:04.919	37.521	31.316	56.082	244.3	4:19.872	2	1	2:13.980	39.115	34.375	1:00.490	225.0	4:38.174					
3	1	2:04.022	36.854	31.174	55.994	242.7	6:23.894	3	1	2:15.988	39.416	34.202	1:02.370	222.7	6:54.162					
4	1	2:03.932	36.611	31.078	56.243	243.2	8:27.826	4	1	2:34.887	B 45.117	37.394	1:12.376	177.3	9:29.049					
5	1	2:04.149	36.514	31.262	56.373	242.2	10:31.975													
6	1	2:04.468	36.693	31.346	56.429	241.6	12:36.443													
23 Aston Martin V8 Vantage GT2 2007							1.Paul WHIGHT							GT2C						
1	1	2:18.947	46.477	32.573	59.897		2:18.947	1	1	2:02.974	36.137	31.448	55.389	241.1	41:34.950					
2	1	2:07.759	38.251	32.371	57.137	238.4	4:26.706													
3	1	2:06.403	37.306	32.250	56.847	231.3	6:33.109													
4	1	2:07.013	37.533	31.900	57.580	233.3	8:40.122													
5	1	2:06.457	38.020	32.017	56.420	239.5	10:46.579													
6	1	2:05.608	37.169	32.095	56.344	240.0	12:52.187													
7	1	2:06.170	37.083	32.094	56.993	238.4	14:58.357													
8	1	2:05.427	37.373	31.863	56.191	235.3	17:03.784													
9	1	2:10.478	B 37.073	31.822	1:01.583	238.9	19:14.262													
10	1	3:48.687	2:21.567	31.924	55.196	126.5	23:02.949													
11	1	2:05.918	37.246	32.171	56.501	240.0	25:08.867													
12	1	2:03.951	37.130	31.614	55.207	240.0	27:12.818													
13	1	2:02.541	36.292	31.331	54.918	240.5	29:15.359													
14	1	2:04.257	36.853	31.380	56.024	241.1	31:19.616													
15	1	2:03.353	36.489	31.300	55.564	241.1	33:22.969													
16	1	2:03.759	36.805	31.126	55.828	236.8	35:26.728													
17	1	2:02.018	36.057	31.464	54.497	242.2	37:28.746													
18	1	2:03.230	36.634	31.045	55.551	243.8	39:31.976													
19	1	2:02.974	36.137	31.448	55.389	241.1	41:34.950													
30 Porsche 996 GT3-R 2000							1.Lee MAXTED-PAGE							GT2B						
1	1	2:24.194	49.814	33.294	1:01.086		2:24.194	1	1	2:02.974	36.137	31.448	55.389	241.1	41:34.950					
2	1	2:13.980	39.115	34.375	1:00.490	225.0	4:38.174													
3	1	2:15.988	39.416	34.202	1:02.370	222.7	6:54.162													
4	1	2:34.887	B 45.117	37.394	1:12.376	177.3	9:29.049													
32 Courage C65 2005							1.Lionel BOCH							LMP2B						
1	1	2:17.725	47.935	31.495	58.295		2:17.725	1	1	2:02.974	36.137	31.448	55.389	241.1	41:34.950					
2	1	2:08.356	39.017	31.621	57.718	236.8	4:26.081													
3	1	2:06.297	37.384	31.499	57.414	235.8	6:32.378													
4	1	2:06.721	37.677	31.864	57.180	238.9	8:39.099													
5	1	2:06.099	37.739	31.299	57.061	239.5	10:45.198													
6	1	2:05.256	37.218	31.397	56.641	235.3	12:50.454													
7	1	2:04.945	37.111	30.970	56.864	238.9	14:55.399													
8	1	2:04.869	37.303	31.046	56.520	243.2	17:00.268													
9	1	2:05.069	37.433	31.277	56.359	235.3	19:05.337													
10	1	2:16.649	B 37.302	30.799	1:08.548	242.2	21:21.986													
11	1	3:31.096	2:02.853	31																



ENDURANCE RACING LEGENDS
DIX MILLE TOURS
RACE 2

Sector Analysis

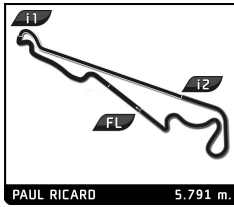
							■ Personal Best ■ Session Best ■ Crossing the finish line in pit lane								
Lap	D	Time	Sector 1	Sector 2	Sector 3	T. Spd	Elapsed	Lap	D	Time	Sector 1	Sector 2	Sector 3	T. Spd	Elapsed
13	1	2:03.937	36.733	31.201	56.003	239.5	29:03.269	2	1	2:09.231	38.428	31.816	58.987	244.3	4:30.020
14	1	2:05.818	37.461	30.904	57.453	225.9	31:09.087	3	1	2:10.450	37.938	31.762	1:00.750	245.5	6:40.470
15	1	2:08.495	37.332	31.980	59.183	242.7	33:17.582	4	1	2:08.016	38.018	31.583	58.415	246.6	8:48.486
16	1	2:05.430	38.209	31.155	56.066	236.8	35:23.012	5	1	2:08.246	37.980	31.693	58.573	245.5	10:56.732
17	1	2:05.101	37.006	31.042	57.053	241.6	37:28.113	6	1	2:10.123	38.649	31.958	59.516	245.5	13:06.855
18	1	2:05.855	37.853	31.327	56.675	237.4	39:33.968	7	1	2:09.457	38.660	31.967	58.830	245.5	15:16.312
19	1	2:04.174	37.176	30.971	56.027	239.5	41:38.142	8	1	2:16.443 B	37.775	31.866	1:06.802	246.0	17:32.755
33 Ferrari 333 SP 1999								9 1 3:26.545 1:55.689 31.754 59.102 138.1 20:59.300							
1.Michel LECOURT LMP1A								10 1 2:08.656 38.537 31.514 58.605 244.9 23:07.956							
2.Raymond NARAC								11 1 2:09.280 38.753 31.981 58.546 246.6 25:17.236							
1	1	2:06.072	41.548	29.562	54.962		2:06.072	12	1	2:10.104	37.803	33.906	58.395	246.0	27:27.340
2	1	1:59.319	35.959	29.252	54.108	260.2	4:05.391	13	1	2:07.815	37.666	31.577	58.572	246.0	29:35.155
3	1	1:58.206	35.111	29.258	53.837	264.7	6:03.597	14	1	2:07.847	37.804	31.669	58.374	244.9	31:43.002
4	1	1:58.059	35.125	29.197	53.737	264.7	8:01.656	15	1	2:08.449	38.105	31.598	58.746	244.3	33:51.451
5	1	1:58.429	35.043	29.455	53.931	268.0	10:00.085	16	1	2:08.300	37.852	31.687	58.761	247.7	35:59.751
6	1	1:57.126	34.701	29.077	53.348	261.5	11:57.211	17	1	2:09.583	38.220	32.583	58.780	248.8	38:09.334
7	1	1:58.239	35.371	29.316	53.552	260.2	13:55.450	18	1	2:10.029	38.477	31.867	59.685	245.5	40:19.363
8	1	2:00.009	35.442	29.347	55.220	257.8	15:55.459	19	1	2:11.333	38.202	32.599	1:00.532	246.0	42:30.696
9	1	1:57.508	34.705	29.314	53.489	265.4	17:52.967	39 Lola B05/40 2005							
10	1	3:35.209 B	34.760	29.448	2:31.001	260.2	21:28.176	1.Pierre-Loup BOCH LMP2B							
11	1	2:12.963	53.469	28.469	51.025	157.2	23:41.139	1	1	2:14.561	43.946	30.418	1:00.197		2:14.561
12	1	1:53.098	33.266	28.401	51.431	267.3	25:34.237	2	1	2:03.779	36.956	30.033	56.790	251.7	4:18.340
13	1	1:53.104	33.514	28.418	51.172	264.1	27:27.341	3	1	2:03.859	37.089	30.052	56.718	247.7	6:22.199
14	1	1:55.025	33.942	28.357	52.726	268.7	29:22.366	4	1	2:02.639	36.195	30.149	56.295	251.7	8:24.838
15	1	1:53.742	33.476	29.107	51.159	267.3	31:16.108	5	1	2:02.289	36.236	30.132	55.921	255.3	10:27.127
16	1	1:58.616	35.705	29.214	53.697	264.7	33:14.724	6	1	2:01.288	37.233	29.630	54.425	251.2	12:28.415
17	1	1:55.052	33.706	28.285	53.061	264.7	35:09.776	7	1	2:01.962	35.780	30.220	55.962	255.3	14:30.377
18	1	1:53.861	33.598	28.681	51.582	265.4	37:03.637	8	1	2:02.422	35.915	29.977	56.530	253.5	16:32.799
19	1	1:52.604	33.635	28.359	50.610	267.3	38:56.241	9	1	2:01.386	35.835	29.980	55.571	252.3	18:34.185
20	1	1:52.437	32.899	28.004	51.534	267.3	40:48.678	10	1	2:15.221 B	37.260	30.636	1:07.325	238.9	20:49.406
34 Courage C60 2002								11 1 3:31.472 2:03.679 31.358 56.435 156.3 24:20.878							
1.David HART LMP1B								12 1 2:03.684 36.940 32.009 54.735 251.2 26:24.562							
1	1	2:13.080	47.494	30.422	55.164		2:13.080	13 1 2:03.129	36.420	30.221	56.488	250.6	28:27.691		
2	1	1:57.179	35.071	28.496	53.612	248.3	4:10.259	14 1 2:02.295	35.798	30.440	56.057	254.1	30:29.986		
3	1	1:57.923	35.104	28.731	54.088	259.6	6:08.182	15 1 2:01.213	36.275	30.308	54.630	252.9	32:31.199		
4	1	1:56.375	34.429	28.759	53.187	262.8	8:04.557	16 1 2:02.020	36.328	30.253	55.439	254.1	34:33.219		
5	1	1:56.526	34.950	28.716	52.860	263.4	10:01.083	17 1 2:02.357	35.896	30.110	56.351	256.5	36:35.576		
6	1	1:56.953	34.524	28.905	53.524	266.7	11:58.036	18 1 2:01.648	35.994	30.252	55.402	255.9	38:37.224		
7	1	1:57.971	35.550	28.991	53.430	265.4	13:56.007	19 1 2:01.695	36.216	30.087	55.392	254.1	40:38.919		
8	1	1:58.723	35.995	29.108	53.620	251.7	15:54.730	20 1 2:05.315	36.693	30.361	58.261	253.5	42:44.234		
9	1	2:02.636 B	34.526	28.724	59.386	264.7	17:57.366	40 Ford GT1 2010							
10	1	3:17.322	1:56.048	28.634	52.640	170.6	21:14.688	1.Philippe SCEMAMA GT1B							
11	1	1:56.851	34.866	28.960	53.025	260.9	23:11.539	1	1	2:17.690	44.793	32.292	1:00.605		2:17.690
12	1	1:57.316	34.783	28.791	53.742	262.8	25:08.855	2	1	2:06.562	37.742	31.841	56.979	236.8	4:24.252
13	1	1:57.191	35.178	28.742	53.271	263.4	27:06.046	3	1	2:05.941	37.132	31.857	56.952	241.1	6:30.193
14	1	1:57.240	35.138	28.633	53.469	262.1	29:03.286	4	1	2:05.196	36.885	31.523	56.788	240.5	8:35.389
15	1	1:58.143	35.100	29.127	53.916	266.0	31:01.429	5	1	2:05.893	37.170	31.841	56.882	240.0	10:41.282
16	1	1:57.155	35.405	28.939	52.811	250.0	32:58.584	6	1	2:04.902	37.044	31.526	56.332	238.9	12:46.184
17	1	1:57.151	35.343	28.810	52.998	249.4	34:55.735	7	1	2:06.880	37.357	31.833	57.690	240.0	14:53.064
18	1	1:56.911	34.668	28.911	53.332	264.7	36:52.646	8	1	2:05.766	37.231	31.728	56.807	240.5	16:58.830
19	1	1:57.549	35.246	29.095	53.208	264.7	38:50.195	9	1	2:05.163	37.103	31.583	56.477	239.5	19:03.993
20	1	1:58.566	35.371	29.097	54.098	264.7	40:48.761	10	1	3:07.102 B	36.902	31.775	1:58.425	240.0	22:11.095
35 Porsche 993 GT2 Evo 1999								11 1 2:30.680 1:01.089 32.512 57.079 138.3 24:41.775							
1.Paul MCLEAN GT2A								12 1 2:05.566 36.828 31.909 56.829 241.6 26:47.341							
1	1	2:20.789	49.167	32.397	59.225		2:20.789	13 1 2:05.346	36.804	31.744	56.798	241.1	28:52.687		



ENDURANCE RACING LEGENDS
DIX MILLE TOURS
RACE 2

Sector Analysis

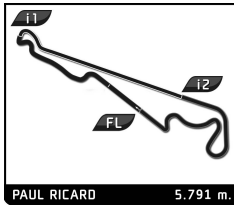
Lap	D	Time	Sector 1	Sector 2	Sector 3	T. Spd	Elapsed	Lap	D	Time	Sector 1	Sector 2	Sector 3	T. Spd	Elapsed
14	1	2:07.340	37.686	32.261	57.393	243.8	31:00.027	15	1	2:13.178	40.355	32.535	1:00.288	188.8	35:30.663
15	1	2:06.371	37.509	32.268	56.594	240.0	33:06.398	16	1	2:12.292	39.466	32.531	1:00.295	223.6	37:42.955
16	1	2:06.323	36.652	31.672	57.999	240.5	35:12.721	17	1	2:13.328	39.150	33.228	1:00.950	224.5	39:56.283
17	1	2:06.320	37.362	31.822	57.136	243.8	37:19.041	18	1	2:13.242			222.2	42:09.525	
18	1	2:07.384	37.872	31.569	57.943	241.6	39:26.425	<div style="border: 1px solid black; padding: 5px;"> 53 Aston Martin DBR9 2006 1. Richard MEINS GT1B </div>							
19	1	2:06.503	37.114	31.731	57.658	241.1	41:32.928	1	1	2:08.369	42.389	30.143	55.837		2:08.369
<div style="border: 1px solid black; padding: 5px;"> 41 Venturi 400 Trophy 1992 1. Jean-Pierre JARIER 2. Stéphane ORTELLI INV </div>								2	1	2:01.828	36.165	29.822	55.841	257.8	4:10.197
1	2	2:33.884	56.690	35.483	1:01.711		2:33.884	3	1	2:01.577	36.610	30.042	54.925	238.9	6:11.774
2	2	2:19.005	40.739	36.352	1:01.914	204.2	4:52.889	4	1	2:02.228	36.166	29.972	56.090	259.0	8:14.002
3	2	2:18.957	40.818	36.250	1:01.889	199.6	7:11.846	5	1	2:02.610	36.465	30.252	55.893	258.4	10:16.612
4	2	2:19.497	40.697	36.548	1:02.252	200.0	9:31.343	6	1	2:01.829	36.279	29.883	55.667	257.8	12:18.441
5	2	8:44.152 B	40.657	36.977	7:26.518	195.7	18:15.495	7	1	2:02.490	36.554	29.885	56.051	256.5	14:20.931
6	2	2:41.044	57.281	38.342	1:05.421	117.5	20:56.539	8	1	2:02.719	36.245	30.359	56.115	259.0	16:23.650
7	2	2:22.009	41.945	36.627	1:03.437	197.4	23:18.548	9	1	2:01.683	36.495	29.753	55.435	257.1	18:25.333
8	2	2:20.544	41.257	36.584	1:02.703	200.0	25:39.092	10	1	3:14.657 B	37.052	30.013	2:07.592	260.2	21:39.990
9	2	2:20.959	40.729	37.199	1:03.031	197.1	28:00.051	11	1	2:17.799	52.362	30.133	55.304	151.0	23:57.789
<div style="border: 1px solid black; padding: 5px;"> 45 Lucchini SR2 2002 1. Gianluigi CANDIANI 2. Frédéric ROUVIER LMP2B </div>								12	1	2:01.117	36.144	29.733	55.240	259.0	25:58.906
1	2	2:18.591	45.280	32.588	1:00.723		2:18.591	13	1	2:00.851	36.120	29.826	54.905	259.0	27:59.757
2	2	2:04.219	37.731	31.537	54.951	230.3	4:22.810	14	1	2:00.307	35.874	29.835	54.598	259.0	30:00.064
3	2	2:03.471	36.731	31.902	54.838	229.8	6:26.281	15	1	2:01.767	36.442	29.802	55.523	256.5	32:01.831
4	2	2:02.929	36.192	31.648	55.089	230.3	8:29.210	16	1	2:00.699	35.856	29.747	55.096	258.4	34:02.530
5	2	2:03.989	36.550	31.661	55.778	230.3	10:33.199	17	1	1:59.536	35.627	29.550	54.359	260.9	36:02.066
6	2	2:03.795	36.516	31.861	55.418	229.8	12:36.994	18	1	2:01.349	36.297	30.060	54.992	260.2	38:03.415
7	2	2:04.568	36.457	31.813	56.298	230.8	14:41.562	19	1	2:02.717	36.566	30.733	55.418	260.9	40:06.132
8	2	2:04.212	36.752	32.041	55.419	228.3	16:45.774	20	1	2:01.285	36.179	29.662	55.444	256.5	42:07.417
9	2	2:03.522	35.944	31.876	55.702	230.8	18:49.296	<div style="border: 1px solid black; padding: 5px;"> 54 Panoz Esperante GTR1 1997 1. Olivier GALANT GT1A </div>							
10	2	2:12.038 B	36.329	31.830	1:03.879	228.3	21:01.334	1	1	2:08.860	42.953	30.640	55.267		2:08.860
11	2	3:21.909	1:55.479	31.694	54.736	146.3	24:23.243	2	1	2:00.880	36.108	29.938	54.834	253.5	4:09.740
12	2	2:03.607	36.425	32.200	54.982	234.3	26:26.850	3	1	1:59.645	36.377	30.107	53.161	250.0	6:09.385
13	2	2:03.508	36.712	32.012	54.784	229.8	28:30.358	4	1	1:58.038	35.080	29.872	53.086	253.5	8:07.423
14	2	2:02.410	36.046	31.786	54.578	231.8	30:32.768	5	1	1:57.788	34.883	29.997	52.908	252.3	10:05.211
15	2	2:02.622	36.405	31.757	54.460	230.3	32:35.390	6	1	1:58.745	34.928	29.808	54.009	251.7	12:03.956
16	2	2:03.504	36.176	32.217	55.111	230.3	34:38.894	7	1	1:58.411	35.314	29.786	53.311	245.5	14:02.367
17	2	2:03.034	36.041	31.776	55.217	230.8	36:41.928	8	1	1:59.961	35.841	30.289	53.831	254.1	16:02.328
18	2	2:04.551	36.696	32.104	55.751	231.3	38:46.479	9	1	1:57.553	35.165	29.837	52.551	254.7	17:59.881
19	2	2:03.296	36.826	31.779	54.691	230.3	40:49.775	10	1	2:57.970 B	34.633	29.747	1:53.590	252.9	20:57.851
<div style="border: 1px solid black; padding: 5px;"> 51 Cannibal Chevrolet IMSA 1998 1. Edouard DEGUEMP LMP1A </div>								11	1	2:24.597	1:00.569	30.230	53.798	139.4	23:22.448
1	1	2:32.331	54.878	33.342	1:04.111		2:32.331	12	1	1:58.092	35.232	29.604	53.256	250.0	25:20.540
2	1	2:17.031	41.943	32.664	1:02.424	179.1	4:49.362	13	1	1:57.637	34.760	30.096	52.781	256.5	27:18.177
3	1	2:16.399	41.182	32.808	1:02.409	207.3	7:05.761	14	1	1:58.352	34.731	29.627	53.994	255.3	29:16.529
4	1	2:15.997	40.528	32.849	1:02.620	199.6	9:21.758	15	1	1:58.471	35.225	29.501	53.745	244.3	31:15.000
5	1	2:11.829	38.725	32.321	1:00.783	224.5	11:33.587	16	1	2:01.242	36.530	29.683	55.029	247.7	33:16.242
6	1	2:14.164	39.811			204.9	13:47.751	17	1	1:56.867	34.355	29.515	52.997	256.5	35:13.109
7	1	2:16.293	40.330	32.703	1:03.260	224.1	16:04.044	18	1	1:57.067	34.715	29.448	52.904	254.7	37:10.176
8	1	2:13.583	40.353	32.461	1:00.769	201.9	18:17.627	19	1	1:56.943	34.420	29.471	53.052	254.7	39:07.119
9	1	2:23.481 B	39.590	32.647	1:11.244	208.1	20:41.108	20	1	1:57.514	35.234	29.645	52.635	251.7	41:04.633
10	1	3:44.728	2:11.474	32.772	1:00.482	124.1	24:25.836	<div style="border: 1px solid black; padding: 5px;"> 55 Ferrari 458 GTE 2011 1. Xavier GALANT INV </div>							
11	1	2:13.363	39.470	32.922	1:00.971	218.2	26:39.199	1	1	2:21.381	48.237	33.132	1:00.012		2:21.381
12	1	2:11.822	40.060	32.240	59.522	203.0	28:51.021	2	1	2:09.323	38.468	31.793	59.062	244.3	4:30.704
13	1	2:14.095	38.853	32.987	1:02.255	225.9	31:05.116	3	1	2:09.980	37.896	31.665	1:00.419	244.9	6:40.684
14	1	2:12.369	38.502	32.445	1:01.422	224.1	33:17.485	4	1	2:08.748	39.047	31.721	57.980	231.3	8:49.432



ENDURANCE RACING LEGENDS
DIX MILLE TOURS
RACE 2

Sector Analysis

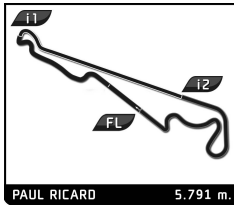
										Personal Best		Session Best		B Crossing the finish line in pit lane	
Lap	D	Time	Sector 1	Sector 2	Sector 3	T. Spd	Elapsed	Lap	D	Time	Sector 1	Sector 2	Sector 3	T. Spd	Elapsed
5	1	2:08.615	38.704	31.468	58.443	241.1	10:58.047	18	1	2:02.217	36.235	30.930	55.052	243.2	38:32.253
6	1	2:09.744	38.166	31.580	59.998	247.7	13:07.791	19	1	2:00.888	35.531	30.499	54.858	242.2	40:33.141
7	1	2:09.352	38.188	31.587	59.577	247.7	15:17.143	20	1	2:00.185	35.548	30.287	54.350	246.0	42:33.326
8	1	2:05.873	37.525	31.550	56.798	249.4	17:23.016	67 Porsche 997 GT3 RSR 2008 1.Jean-Marc MERLIN GT2C							
9	1	2:05.149	36.993	31.107	57.049	249.4	19:28.165	1	1	2:19.357	46.844	32.551	59.962		2:19.357
10	1	2:04.610	37.179	30.925	56.506	238.9	21:32.775	2	1	2:08.803	38.608	31.934	58.261	232.8	4:28.160
11	1	3:08.703	B 37.080	31.112	2:00.511	246.6	24:41.478	3	1	2:08.114	37.912	31.888	58.314	238.4	6:36.274
12	1	2:20.037	52.298	31.175	56.564	153.4	27:01.515	4	1	2:08.625	38.322	32.007	58.296	237.9	8:44.899
13	1	2:04.892	37.597	31.017	56.278	248.3	29:06.407	5	1	2:08.052	37.820	32.074	58.158	236.3	10:52.951
14	1	2:04.640	36.812	31.088	56.740	248.3	31:11.047	6	1	2:08.431	38.087	32.180	58.164	236.3	13:01.382
15	1	2:06.307	37.798	31.307	57.202	235.8	33:17.354	7	1	2:07.727	37.769	31.909	58.049	236.8	15:09.109
16	1	2:04.479	37.003	31.227	56.249	250.6	35:21.833	8	1	2:07.917	37.673	32.050	58.194	236.3	17:17.026
17	1	2:05.733	36.558	31.053	58.122	250.0	37:27.566	9	1	2:19.127	B 38.257	32.152	1:08.718	236.8	19:36.153
18	1	2:05.530	37.280	31.140	57.110	246.6	39:33.096	10	1	3:24.893	1:55.338	32.010	57.545	129.0	23:01.046
19	1	2:05.843	36.917	31.026	57.900	250.0	41:38.939	11	1	2:07.556	37.910	31.872	57.774	236.3	25:08.602
59 Porsche 993 GT2 Evo 1999 1.Rémi TERRAIL GT2A 2.Jürg AEBERHARD															
1	2	2:14.805	45.414	31.452	57.939		2:14.805	12	1	2:06.901	37.767	31.676	57.458	237.9	29:24.155
2	2	2:04.607	37.415	31.445	55.747	232.8	4:19.412	13	1	2:06.691	37.552	31.627	57.512	238.4	31:30.846
3	2	2:03.480	36.629	31.015	55.836	237.9	6:22.892	14	1	2:07.066	37.385	31.863	57.818	237.9	33:37.912
4	2	2:03.603	36.479	31.319	55.805	234.8	8:26.495	15	1	2:07.008	38.005	31.736	57.267	238.4	35:44.920
5	2	2:03.386	36.396	31.228	55.762	234.8	10:29.881	16	1	2:07.249	37.734	32.136	57.379	241.1	37:52.169
6	2	2:03.492	36.596	31.186	55.710	234.3	12:33.373	17	1	2:06.424	37.277	31.792	57.355	238.4	39:58.593
7	2	2:03.244	36.552	31.147	55.545	234.8	14:36.617	18	1	2:08.054	37.562	32.289	58.203	237.4	42:06.647
8	2	2:03.782	36.639	31.259	55.884	234.8	16:40.399	70 Porsche 997 GT3 RSR 2007 1.Paul PHILLIPS GT2C							
9	2	2:04.192	36.364	32.264	55.564	234.8	18:44.591	1	1	2:31.471	53.596	33.369	1:04.506		2:31.471
10	2	2:04.485	36.889	31.094	56.502	234.8	20:49.076	2	1	2:16.652	40.644	33.438	1:02.570	203.8	4:48.123
11	2	2:12.151	B 36.315	31.164	1:04.672	235.3	23:01.227	3	1	2:17.178	41.659	33.243	1:02.276	208.1	7:05.301
12	2	3:22.277	1:55.412	31.301	55.564	142.3	26:23.504	4	1	2:18.096	40.330	32.923	1:04.843	230.8	9:23.397
13	2	2:04.016	36.259	31.031	56.726	235.3	28:27.520	5	1	2:15.136	40.002	33.014	1:02.120	213.0	11:38.533
14	2	2:03.944	36.691	31.141	56.112	238.4	30:31.464	6	1	2:15.659	39.877	32.956	1:02.826	217.7	13:54.192
15	2	2:03.176	36.420	31.086	55.670	234.3	32:34.640	7	1	2:22.808	B 41.842	33.186	1:07.780	216.0	16:17.000
16	2	2:03.224	36.442	31.273	55.509	235.8	34:37.864	8	1	3:37.046	2:02.757	32.939	1:01.350	128.6	19:54.046
17	2	2:03.639	36.235	31.146	56.258	236.8	36:41.503	9	1	2:14.009	39.796	32.776	1:01.437	212.6	22:08.055
18	2	2:04.565	37.043	31.422	56.100	235.8	38:46.068	10	1	2:16.443	39.839	32.854	1:03.750	224.5	24:24.498
19	2	2:07.083	39.805	31.457	55.821	235.3	40:53.151	11	1	2:14.045	39.946	33.061	1:01.038	217.7	26:38.543
60 Keiler K II 1998 1.Marc JULLY LMP1A															
1	1	2:12.866	44.390	30.533	57.943		2:12.866	12	1	2:15.467	40.224	33.078	1:02.165	227.4	28:54.010
2	1	2:04.682	37.036	31.187	56.459	234.8	4:17.548	13	1	2:16.040	41.107	33.128	1:01.805	210.1	31:10.050
3	1	2:02.896	36.512	30.673	55.711	245.5	6:20.444	14	1	2:17.214	42.985	32.888	1:01.341	225.5	33:27.264
4	1	2:03.299	36.306	30.744	56.249	247.7	8:23.743	15	1	2:14.029	39.573	33.058	1:01.398	225.0	35:41.293
5	1	2:03.242	36.352	30.735	56.155	244.9	10:26.985	16	1	2:15.853	40.565	33.937	1:01.351	226.4	37:57.146
6	1	2:02.922	36.360	30.809	55.753	237.9	12:29.907	17	1	2:16.491	41.092	33.249	1:02.150	229.8	40:13.637
7	1	2:02.025	36.060	30.523	55.442	246.6	14:31.932	18	1	2:11.481	38.911	32.890	59.680	229.8	42:25.118
8	1	2:02.779	36.182	30.582	56.015	246.0	16:34.711	73 Porsche 993 GT2 Evo 1998 1.Guenther SCHINDLER GT2A							
9	1	2:03.035	36.671	30.411	55.953	247.1	18:37.746	1	1	2:22.187	49.403	32.403	1:00.381		2:22.187
10	1	2:03.848	36.612	32.110	55.126	245.5	20:41.594	2	1	2:09.098	38.725	31.617	58.756	243.2	4:31.285
11	1	2:12.782	B 36.570	30.984	1:05.228	239.5	22:54.376	3	1	2:09.399	38.970	31.504	58.925	241.6	6:40.684
12	1	3:23.319	1:57.206	31.096	55.017	149.8	26:17.695	4	1	2:08.361	38.238	31.366	58.757	244.3	8:49.045
13	1	2:02.804	36.724	30.573	55.507	244.3	28:20.499	5	1	2:08.202	37.877	31.448	58.877	244.9	10:57.247
14	1	2:02.955	36.854	30.799	55.302	243.8	30:23.454	6	1	2:10.627	38.420	31.855	1:00.352	244.3	13:07.874
15	1	2:01.534	35.678	30.756	55.100	246.0	32:24.988	7	1	2:09.363	38.659	31.198	59.506	235.3	15:17.237
16	1	2:02.197	36.026	30.651	55.520	243.2	34:27.185	8	1	3:13.101	B 38.274	31.494	2:03.333	243.2	18:30.338
17	1	2:02.851	36.315	30.926	55.610	245.5	36:30.036								



ENDURANCE RACING LEGENDS
DIX MILLE TOURS
RACE 2

Sector Analysis

								Personal Best			Session Best			B Crossing the finish line in pit lane		
Lap	D	Time	Sector 1	Sector 2	Sector 3	T. Spd	Elapsed	Lap	D	Time	Sector 1	Sector 2	Sector 3	T. Spd	Elapsed	
80 Porsche 997 GT3-RSR 2009 1.Marc DEVIS GT2C																
9	1	2:28.458	58.643	31.575	58.240	135.3	20:58.796	1	1	2:29.985	53.083	34.107	1:02.795		2:29.985	
10	1	2:07.400	38.384	31.637	57.379	233.8	23:06.196	2	1	2:17.305	40.486	34.979	1:01.840	208.1	4:47.290	
11	1	2:09.509	38.389	31.658	59.462	243.2	25:15.705	3	1	2:14.711	40.932	33.555	1:00.224	210.9	7:02.001	
12	1	2:09.542	38.622	31.378	59.542	245.5	27:25.247	4	1	2:16.460	40.613	35.172	1:00.675	218.6	9:18.461	
13	1	2:08.800	38.909	31.847	58.044	239.5	29:34.047	5	1	2:13.183	39.457	33.933	59.793	219.5	11:31.644	
14	1	2:08.530	38.395	31.642	58.493	242.7	31:42.577	6	1	2:12.591	39.293	33.655	59.643	214.3	13:44.235	
15	1	2:07.963	37.921	31.741	58.301	242.2	33:50.540	7	1	2:14.953	39.475	35.159	1:00.319	210.9	15:59.188	
16	1	2:08.526	38.084	31.741	58.701	243.8	35:59.066	8	1	2:20.580 B	40.120	34.018	1:06.442	212.2	18:19.768	
17	1	2:08.779	38.310	31.609	58.860	244.3	38:07.845	9	1	3:30.168	1:56.424	33.814	59.930	135.7	21:49.936	
18	1	2:09.586	38.760	31.811	59.015	244.3	40:17.431	10	1	2:12.767	39.515	33.879	59.373	194.9	24:02.703	
19	1	2:09.695	39.200	31.327	59.168	243.2	42:27.126	11	1	2:11.817	38.970	33.483	59.364	217.7	26:14.520	
								12	1	2:16.456	41.228	34.410	1:00.818	217.7	28:30.976	
								13	1	2:13.367	39.805	33.974	59.588	225.0	30:44.343	
								14	1	2:12.557	38.920	33.776	59.861	217.7	32:56.900	
								15	1	2:13.449	39.622	33.825	1:00.002	213.4	35:10.349	
								16	1	2:13.736	40.580	33.512	59.644	211.4	37:24.085	
								17	1	2:13.065	38.919	33.826	1:00.320	223.1	39:37.150	
								18	1	2:11.836	39.129	33.314	59.393	224.1	41:48.986	
99 Porsche 996 GT3-RS 2001 1.Simon EVANS GT2B																
1	1	2:25.182	50.167	34.007	1:01.008		2:25.182	1	1	2:25.182	50.167	34.007	1:01.008		2:25.182	
2	1	2:13.107	39.232	33.903	59.972	222.2	4:38.289	2	1	2:13.107	39.232	33.903	59.972	222.2	4:38.289	
3	1	2:15.343	39.670	33.866	1:01.807	216.4	6:53.632	3	1	2:15.343	39.670	33.866	1:01.807	216.4	6:53.632	
4	1	2:13.349	39.317	33.774	1:00.258	217.3	9:06.981	4	1	2:13.349	39.317	33.774	1:00.258	217.3	9:06.981	
5	1	2:13.790	39.650	33.674	1:00.466	215.6	11:20.771	5	1	2:13.790	39.650	33.674	1:00.466	215.6	11:20.771	
6	1	2:13.313	39.580	33.715	1:00.018	215.6	13:34.084	6	1	2:13.313	39.580	33.715	1:00.018	215.6	13:34.084	
7	1	2:13.396	39.481	33.557	1:00.358	217.7	15:47.480	7	1	2:13.396	39.481	33.557	1:00.358	217.7	15:47.480	
8	1	2:12.867	39.600	33.311	59.956	213.9	18:00.347	8	1	2:12.867	39.600	33.311	59.956	213.9	18:00.347	
9	1	2:22.810 B	39.263	33.513	1:10.034	215.1	20:23.157	9	1	2:22.810 B	39.263	33.513	1:10.034	215.1	20:23.157	
10	1	3:27.949	1:54.402	33.824	59.723	122.0	23:51.106	10	1	3:27.949	1:54.402	33.824	59.723	122.0	23:51.106	
11	1	2:12.705	39.132	33.595	59.978	217.7	26:03.811	11	1	2:12.705	39.132	33.595	59.978	217.7	26:03.811	
12	1	2:13.198	39.508	33.835	59.855	217.7	28:17.009	12	1	2:13.198	39.508	33.835	59.855	217.7	28:17.009	
13	1	2:15.165	40.882	33.560	1:00.723	217.7	30:32.174	13	1	2:15.165	40.882	33.560	1:00.723	217.7	30:32.174	
14	1	2:13.171	39.750	33.374	1:00.047	213.0	32:45.345	14	1	2:13.171	39.750	33.374	1:00.047	213.0	32:45.345	
15	1	2:12.741	39.443	33.538	59.760	216.9	34:58.086	15	1	2:12.741	39.443	33.538	59.760	216.9	34:58.086	
16	1	2:13.119	39.018	33.533	1:00.568	218.6	37:11.205	16	1	2:13.119	39.018	33.533	1:00.568	218.6	37:11.205	
17	1	2:15.059	40.019	33.668	1:01.372	220.4	39:26.264	17	1	2:15.059	40.019	33.668	1:01.372	220.4	39:26.264	
18	1	2:11.900	39.144	33.284	59.472	217.3	41:38.164	18	1	2:11.900	39.144	33.284	59.472	217.3	41:38.164	
108 Porsche 993 GT2 Evo 1999 1.Peter FAIRBAIRN GT2A																
1	1	2:35.525	57.526	34.454	1:03.545		2:35.525	1	1	2:35.525	57.526	34.454	1:03.545		2:35.525	
2	1	2:19.722	41.223	34.530	1:03.969	221.8	4:55.247	2	1	2:19.722	41.223	34.530	1:03.969	221.8	4:55.247	
3	1	2:19.841	41.172	34.135	1:04.534	222.7	7:15.088	3	1	2:19.841	41.172	34.135	1:04.534	222.7	7:15.088	
4	1	2:19.391	41.084	34.814	1:03.493	226.9	9:34.479	4	1	2:19.391	41.084	34.814	1:03.493	226.9	9:34.479	
5	1	2:19.488	41.331	34.272	1:03.885	224.1	11:53.967	5	1	2:19.488	41.331	34.272	1:03.885	224.1	11:53.967	
6	1	2:19.890	42.062	34.579	1:03.249	223.1	14:13.857	6	1	2:19.890	42.062	34.579	1:03.249	223.1	14:13.857	
7	1	2:19.546	41.230	34.677	1:03.639	218.6	16:33.403	7	1	2:19.546	41.230	34.677	1:03.639	218.6	16:33.403	
8	1	2:31.919 B	41.869	35.886	1:14.164	211.8	19:05.322	8	1	2:31.919 B	41.869	35.886	1:14.164	211.8	19:05.322	
9	1	3:48.664	2:09.577	35.081	1:04.006	123.4	22:53.986	9	1	3:48.664	2:09.577	35.081	1:04.006	123.4	22:53.986	
10	1	2:22.932	41.657	35.096	1:06.179	222.2	25:16.918	10	1	2:22.932	41.657	35.096	1:06.179	222.2	25:16.918	
11	1	2:19.910	41.515	34.657	1:03.738	225.9	27:36.828	11	1	2:19.910	41.515	34.657	1:03.738	225.9	27:36.828	
12	1	2:20.418	41.378	35.105	1:03.935	225.9	29:57.246	12	1	2:20.418	41.378	35.105	1:03.935	225.9	29:57.246	
13	1	2:19.683	41.933	34.549	1:03.201	220.9	32:16.929	13	1	2:19.683	41.933	34.549	1:03.201	220.9	32:16.929	
14	1	2:20.640	41.776	34.837	1:04.027	223.1	34:37.569	14	1	2:20.640	41.776	34.837	1:04.027	223.1	34:37.569	
15	1	2:20.258	41.674	34.624	1:03.960	209.3	36:57.827	15	1	2:20.258	41.674	34.624	1:03.960	209.3	36:57.827	
92 TVR Tuscan T400R 2006 1.Jason CLEGG GT2B																
1	1	2:15.435	46.413	31.672	57.350		2:15.435	1	1	2:15.435	46.413	31.672	57.350		2:15.435	
2	2	2:04.913	37.514	31.680	55.719	242.2	4:20.348	2	2	2:04.913	37.514	31.680	55.719	242.2	4:20.348	
3	2	2:04.118	36.762	31.243	56.113	241.6	6:24.466	3	2	2:04.118	36.762	31.243	56.113	241.6	6:24.466	
4	2	2:03.946	36.407	31.519	56.020	241.6	8:28.412	4	2	2:03.946	36.407	31.519	56.020	241.6	8:28.412	
5	2	2:04.178	36.632	31.334	56.212	240.0	10:32.590	5	2	2:04.178	36.632	31.334	56.212	240.0	10:32.590	
6	2	2:04.779	36.580	31.478	56.721	240.5	12:37.369	6	2	2:04.779	36.580	31.478	56.721	240.5	12:37.369	
7	2	2:04.189	36.531	31.289	56.369	235.8	14:41.558	7	2	2:04.189	36.531	31.289	56.369	235.8	14:41.558	
8	2	2:04.674	36.323	31.485	56.866	240.0	16:46.232	8	2	2:04.674	36.323	31.485	56.866	240.0	16:46.232	
9	2	2:03.887	36.258	31.025	56.604	241.6	18:50.119	9	2	2:03.887	36.258	31.025	56.604	241.6	18:50.119	
10	2	3:23.376 B	36.441	31.280	2:15.655	240.0	22:13.495	10	2	3:23.376 B	36.441	31.280	2:15.655	240.0	22:13.495	
11	1	2:37.182	1:01.839	33.345	1:01.998	122.4	24:50.677	11	1	2:37.182	1:01.839	33.345	1:01.998	122.4	24:50.677	
12	1	2:42.065	39.145	33.500	1:29.420	232.3	27:32.742	12	1	2:42.065	39.145	33.500	1:29.420	232.3	27:32.742	
13	1	2:17.186	41.356	33.759	1:02.071	220.4	29:49.928	13	1	2:17.186	41.356	33.759	1:02.071	220.4	29:49.928	
14	1	2:16.075	39.649	33.662	1:02.764	233.8	32:06.003	14	1	2:16.075	39.649	33.662	1:02.764	233.8	32:06.003	
15	1	2:17.338	40.345	33.866	1:03.127	235.3	34:23.341	15	1	2:17.338	40.345	33.866	1:03.127	235.3	34:23.341	
16	1	2:18.537	41.059	33.900	1:03.578	234.8	36:41.878	16	1	2:18.537	41.059	33.900	1:03.578	234.8	36:41.878	
17	1	2:20.323	42.166	34.843	1:03.314	199.3	39:02.201	17	1	2:20.323	42.166	34.843	1:03.314	199.3	39:02.201	
18	1	2:18.497	41.068	33.630	1:03.799	235.3										



ENDURANCE RACING LEGENDS

DIX MILLE TOURS

RACE 2

Sector Analysis

■ Personal Best
 ■ Session Best
 B Crossing the finish line in pit lane

Lap	D	Time	Sector 1	Sector 2	Sector 3	T. Spd	Elapsed	Lap	D	Time	Sector 1	Sector 2	Sector 3	T. Spd	Elapsed
16	1	2:19.310	41.521	34.314	1:03.475	223.6	39:17.137								
17	1	2:19.625	41.179	34.948	1:03.498	221.8	41:36.762								

155		TVR Tuscan T400R 2003													
1. Matthew HOLBEN		GT2B													
1	1	2:31.617	52.616	34.392	1:04.609		2:31.617								
2	1	2:17.566	41.401	33.489	1:02.676	199.3	4:49.183								
3	1	2:18.482	42.616	33.599	1:02.267	194.2	7:07.665								
4	1	2:16.733	41.158	33.771	1:01.804	211.8	9:24.398								
5	1	2:15.172	40.192	33.320	1:01.660	215.1	11:39.570								
6	1	2:17.455	40.360	33.655	1:03.440	211.8	13:57.025								
7	1	2:15.844	41.718	33.690	1:00.436	199.3	16:12.869								
8	1	2:23.454 B	40.350	33.557	1:09.547	200.7	18:36.323								
9	1	3:34.697	1:59.184	34.239	1:01.274	130.6	22:11.020								
10	1	2:18.195	43.374	34.241	1:00.580	186.9	24:29.215								
11	1	2:14.091	39.615	33.621	1:00.855	216.4	26:43.306								
12	1	2:14.107	39.857	33.615	1:00.635	211.4	28:57.413								
13	1	2:16.314	40.333	35.083	1:00.898	209.7	31:13.727								
14	1	2:16.017	40.009	34.914	1:01.094	211.8	33:29.744								
15	1	2:13.339	39.273	33.792	1:00.274	214.7	35:43.083								
16	1	2:14.910	40.904	33.230	1:00.776	211.8	37:57.993								
17	1	2:16.647	40.791	33.404	1:02.452	219.1	40:14.640								
18	1	2:15.443	39.538	33.827	1:02.078	218.2	42:30.083								