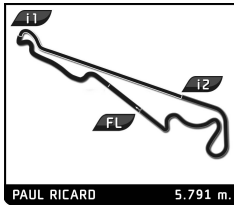


ENDURANCE RACING LEGENDS
DIX MILLE TOURS
RACE 1

Sector Analysis

Lap	D	Time	Sector 1	Sector 2	Sector 3	T. Spd	Elapsed	Lap	D	Time	Sector 1	Sector 2	Sector 3	T. Spd	Elapsed
1 Riley & Scott MK III C 2002 1.Emmanuel BRIGAND LMP1B															
1	1	2:06.694	42.052	30.582	54.060		2:06.694	9	1	3:21.047	36.604	31.020	2:13.423	246.0	20:08.394
2	1	1:58.467	34.920	30.331	53.216	251.7	4:05.161	10	1	2:21.752	53.572	31.049	57.131	140.3	22:30.146
3	1	1:59.590	34.762	30.101	54.727	250.6	6:04.751	11	1	2:04.925	36.824	31.196	56.905	236.3	24:35.071
4	1	1:57.410	34.739	29.995	52.676	252.9	8:02.161	12	1	2:04.828	37.019	31.099	56.710	222.2	26:39.899
5	1	1:59.504	34.592	29.888	55.024	251.7	10:01.665	13	1	2:05.063	36.958	30.782	57.323	233.8	28:44.962
6	1	1:58.453	34.774	30.026	53.653	252.3	12:00.118	14	1	2:03.415	36.839	30.719	55.857	251.7	30:48.377
7	1	1:56.470	34.503	29.755	52.212	249.4	13:56.588	15	1	2:03.641	36.104	30.942	56.595	243.2	32:52.018
8	1	1:57.707	35.785	29.826	52.096	254.7	15:54.295	16	1	2:03.216	36.051	30.675	56.490	249.4	34:55.234
9	1	1:57.637	34.529	30.514	52.594	253.5	17:51.932	17	1	2:03.555	36.244	30.850	56.461	244.3	36:58.789
10	1	1:59.213	34.666	29.705	54.842	252.9	19:51.145	18	1	2:04.560	36.283	31.325	56.952	250.6	39:03.349
11	1	2:04.338	34.687	29.846	59.805	250.6	21:55.483	19	1	2:03.145	36.308	31.053	55.784	241.6	41:06.494
12	1	3:15.124	1:52.433	29.790	52.901	157.4	25:10.607								
13	1	1:57.702	34.856	29.629	53.217	252.3	27:08.309								
14	1	1:58.035	34.407	30.360	53.268	252.3	29:06.344								
15	1	1:58.962	35.084	30.395	53.483	254.1	31:05.306								
16	1	1:57.097	34.448	29.595	53.054	250.6	33:02.403								
17	1	1:58.068	34.722	30.135	53.211	254.1	35:00.471								
18	1	2:10.006	45.231	30.569	54.206	253.5	37:10.477								
19	1	1:59.503	34.600	31.323	53.580	252.9	39:09.980								
20	1	1:57.924	35.072	29.919	52.933	252.3	41:07.904								
3 Audi R8 LMP 2002 1.Erik MARIS LMP1B															
1	1	2:08.401			54.468		2:08.401								
2	1	1:57.637			52.887	254.1	4:06.038								
3	1	1:58.250			54.058	247.7	6:04.288								
4	1	1:56.391			52.383	246.6	8:00.679								
5	1	1:56.476	34.858	29.048	52.570	250.6	9:57.155								
6	1	1:56.669	34.761	29.333	52.575	250.0	11:53.824								
7	1	1:58.258	34.942	29.542	53.774	251.2	13:52.082								
8	1	1:58.661	36.603	29.380	52.678	248.8	15:50.743								
9	1	1:58.161	35.497	29.256	53.408	250.6	17:48.904								
10	1	1:58.322			53.651	251.2	19:47.226								
11	1	2:07.002			1:02.670	252.3	21:54.228								
12	1	3:25.355			54.170	152.5	25:19.583								
13	1	1:58.584	34.805	29.111	54.668	251.2	27:18.167								
14	1	1:57.229			52.560	250.6	29:15.396								
15	1	1:57.178			53.236	250.6	31:12.574								
16	1	1:56.933			52.823	251.2	33:09.507								
17	1	1:57.568			53.042	248.8	35:07.075								
18	1	1:59.572			54.755	250.0	37:06.647								
19	1	1:59.172			53.816	251.2	39:05.819								
20	1	1:57.308	35.026	29.381	52.901	251.2	41:03.127								
8 Aston Martin DBR9 2006 1.Franz WUNDERLICH GT1B															
1	1	2:14.040	47.078	30.972	55.990		2:14.040								
2	1	2:03.964	36.480	30.849	56.635	232.8	4:18.004								
3	1	2:05.488	36.986	30.816	57.686	212.2	6:23.492								
4	1	2:05.152	36.645	30.734	57.773	225.0	8:28.644								
5	1	2:06.131	36.355	31.093	58.683	244.3	10:34.775								
6	1	2:05.358	36.841	30.684	57.833	224.1	12:40.133								
7	1	2:03.626	36.804	31.015	55.807	241.1	14:43.759								
8	1	2:03.588	36.302	30.734	56.552	249.4	16:47.347								
12 Porsche 993 GT2 1996 1.Henrique GEMPERLE GT2A 2.Marc de SIEBENTHAL															
1	1	2:32.816			54.716	35.186	1:02.914							2:32.816	
2	1	2:16.381			40.642	34.283	1:01.456	218.2		4:49.197					
3	1	2:17.446			40.538	33.432	1:03.476	227.8		7:06.643					
4	1	2:13.791			40.215	33.418	1:00.158	226.4		9:20.434					
5	1	2:14.404			39.606	33.471	1:01.327	227.8		11:34.838					
6	1	2:14.149			39.805	33.633	1:00.711	227.4		13:48.987					
7	1	2:15.652			40.324	33.683	1:01.645	226.4		16:04.639					
8	1	2:14.713			40.089	33.692	1:00.932	227.8		18:19.352					
9	1	3:19.127			39.744	33.534	2:05.849	227.8		21:38.479					
10	1	2:30.385			55.925	33.910	1:00.550	132.4		24:08.864					
11	1	2:15.583			39.581	33.452	1:02.550	228.3		26:24.447					
12	1	2:15.058			40.626	33.628	1:00.804	227.4		28:39.505					
13	1	2:14.220			39.540	33.701	1:00.979	225.9		30:53.725					
14	1	2:14.635			40.095	33.475	1:01.065	225.9		33:08.360					
15	1	2:15.022			40.312	33.630	1:01.080	225.0		35:23.382					
16	1	2:15.847			41.948	33.673	1:00.226	227.8		37:39.229					
17	1	2:13.989			39.826	33.546	1:00.617	228.3		39:53.218					
18	1	2:15.964			39.949	33.553	1:02.462	227.4		42:09.182					
13 Courage C60 2002 1.Peter Van HOEPEN LMP1B															
1	1	2:15.871			48.109	30.636	57.126			2:15.871					
2	1	2:03.131			36.127	30.372	56.632	255.3		4:19.002					
3	1	2:03.066			36.605	30.144	56.317	258.4		6:22.068					
4	1	2:01.876			35.579	29.992	56.305	254.1		8:23.944					
5	1	2:08.576			36.367	29.920	1:02.289	255.3		10:32.520					
6	1	2:01.144			35.769	30.241	55.134	254.7		12:33.664					
7	1	2:06.572			39.545	30.271	56.756	225.9		14:40.236					
8	1	2:01.399			36.100	30.207	55.092	253.5		16:41.635					
9	1	2:01.236			35.926	30.590	54.720	252.9		18:42.871					
10	1	2:03.101			36.268	30.325	56.508	243.2		20:45.972					
11	1	2:11.270			36.524	30.948	1:03.798	249.4		22:57.242					
12	1	6:00.767	1:59.332		32.379	3:29.056	156.1			28:58.009					
13	1	2:05.377			38.667	30.662	56.048	218.2		31:03.386					
14	1	2:05.338			35.889	32.202	57.247	255.3		33:08.724					
15	1	2:04.824			37.351	30.810	56.663	252.3		35:13.548					
16	1	2:04.883			36.269	30.746	57.868	253.5		37:18.431					
17	1	2:06.022			36.764	31.047	58.211	238.4		39:24.453					
18	1	2:04.461			37.716	30.605	56.140	218.2		41:28.914					
14 Riley & Scott MK III C 2003 1.Xavier MICHIRON LMP1B															
1	1	2:05.868			42.872	29.493	53.503			2:05.868					



ENDURANCE RACING LEGENDS

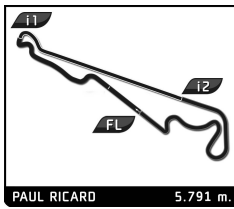
DIX MILLE TOURS

RACE 1

Sector Analysis

■ Personal Best
 ■ Session Best
 ■ Crossing the finish line in pit lane

Lap	D	Time	Sector 1	Sector 2	Sector 3	T. Spd	Elapsed	Lap	D	Time	Sector 1	Sector 2	Sector 3	T. Spd	Elapsed		
2	1	1:57.094	34.593	28.797	53.704	262.8	4:02.962	15	1	2:05.025	36.579	31.493	56.953	234.8	32:54.574		
3	1	1:58.104	34.936	28.855	54.313	263.4	6:01.066	16	1	2:06.488	37.238	31.712	57.538	231.8	35:01.062		
4	1	1:57.528	34.778	28.699	54.051	264.7	7:58.594	17	1	2:06.542	37.763	31.666	57.113	235.3	37:07.604		
5	1	1:57.524	34.226	28.519	54.779	264.7	9:56.118	18	1	2:07.813	37.019	33.568	57.226	234.3	39:15.417		
6	1	1:55.870	34.432	28.565	52.873	264.7	11:51.988	19	1	2:05.075	36.892	31.623	56.560	235.3	41:20.492		
7	1	1:59.166	34.614	30.156	54.396	266.0	13:51.154										
8	1	1:56.575	35.175	28.539	52.861	264.1	15:47.729										
9	1	3:41.203	B	34.938	28.641	2:37.624	266.0	19:28.932									
10	1	2:14.345	52.454	28.889	53.002	160.2	21:43.277										
11	1	1:56.762	35.319	28.728	52.715	266.7	23:40.039										
12	1	1:55.597	35.114	28.502	51.981	266.7	25:35.636										
13	1	1:57.586	34.440	29.064	54.082	267.3	27:33.222										
14	1	1:58.947	35.089	28.607	55.251	267.3	29:32.169										
15	1	1:58.088	35.555	28.219	54.314	267.3	31:30.257										
16	1	1:56.605	35.384	28.230	52.991	259.0	33:26.862										
17	1	1:58.257	34.712	28.540	55.005	265.4	35:25.119										
18	1	1:59.030	36.025	28.535	54.470	263.4	37:24.149										
19	1	1:57.943	34.437	28.597	54.909	266.0	39:22.092										
20	1	1:59.006	35.126	29.789	54.091	266.7	41:21.098										
16 Aston Martin V8 Vantage GT2 2010 GT2C																	
1.Pierre-Alain FRANCE																	
2.Erwin FRANCE																	
1	1	2:26.532	52.110	33.705	1:00.717		2:26.532	1	1	2:27.667	53.511	33.171	1:00.985		2:27.667		
2	1	2:11.482	38.943	32.459	1:00.080	231.8	4:38.014	2	1	2:12.470	39.193	32.921	1:00.356	227.8	4:40.137		
3	1	2:10.293	38.253	32.575	59.465	229.3	6:48.307	3	1	2:13.511	39.514	33.647	1:00.350	219.1	6:53.648		
4	1	2:10.163	38.591	32.846	58.726	231.8	8:58.470	4	1	2:11.923	39.179	32.846	59.898	223.6	9:05.571		
5	1	2:10.575	39.017	32.675	58.883	231.8	11:09.045	5	1	2:12.114	39.579	32.925	59.610	210.5	11:17.685		
6	1	2:10.226	38.407	33.014	58.805	228.8	13:19.271	6	1	2:11.608	39.621	32.897	59.090	221.8	13:29.293		
7	1	2:10.708	37.977	32.991	59.740	230.8	15:29.979	7	1	2:11.092	39.073	33.167	58.852	220.0	15:40.385		
8	1	2:10.442	38.040	33.011	59.391	228.8	17:40.421	8	1	2:11.724	38.931	32.894	59.899	217.3	17:52.109		
9	1	2:11.869	38.254	33.225	1:00.390	226.9	19:52.290	9	1	2:23.149	B	40.682	32.996	1:09.471	20:15.258		
10	1	2:19.222	B	38.587	33.474	1:07.161	227.4	22:11.512	10	1	3:30.867	1:58.152	33.138	59.577	130.1	23:46.125	
11	1	3:37.860	2:04.780	33.374	59.706	133.0	25:49.372	11	1	2:11.085	39.145	33.027	58.913	224.1	25:57.210		
12	1	2:11.163	38.910	33.204	59.049	230.3	28:00.535	12	1	2:11.940	39.321	33.046	59.573	221.3	28:09.150		
13	1	2:12.867	38.587	33.392	1:00.888	231.3	30:13.402	13	1	2:11.659	39.409	33.098	59.152	222.7	30:20.809		
14	1	2:13.765	38.860	33.620	1:01.285	228.3	32:27.167	14	1	2:14.100	39.937	34.117	1:00.046	221.3	32:34.909		
15	1	2:14.071	39.329	33.650	1:01.092	230.3	34:41.238	15	1	2:12.453	39.354	33.229	59.870	217.3	34:47.362		
16	1	2:14.198	39.069	34.027	1:01.102	228.8	36:55.436	16	1	2:13.828	39.332	33.225	1:01.271	216.9	37:01.190		
17	1	2:12.918	38.529	33.956	1:00.433	228.8	39:08.354	17	1	2:14.432	40.384	33.514	1:00.534	212.2	39:15.622		
18	1	2:16.973	39.744	33.578	1:03.651	227.8	41:25.327	18	1	2:12.993	39.491	33.064	1:00.438	224.5	41:28.615		
22 Porsche 993 GT2 Evo 1999 GT2A																	
1.Sebastian GLASER																	
1	1	2:13.441	45.797	31.543	56.101		2:13.441	1	1	2:22.405	50.988	31.789	59.628		2:22.405		
2	1	2:04.196	36.623	31.288	56.285	237.9	4:17.637	2	1	2:06.288	37.175	31.221	57.892	234.8	4:28.693		
3	1	2:05.256	36.481	31.453	57.322	237.4	6:22.893	3	1	2:05.585	37.061	31.098	57.426	234.8	6:34.278		
4	1	2:04.810	36.615	31.410	56.785	236.3	8:27.703	4	1	2:04.270	36.694	31.033	56.543	241.6	8:38.548		
5	1	2:06.570	36.478	31.469	58.623	237.4	10:34.273	5	1	2:04.686	37.217	30.964	56.505	247.1	10:43.234		
6	1	2:03.589	36.550	31.304	55.735	237.9	12:37.862	6	1	2:04.894	36.949	31.156	56.789	245.5	12:48.128		
7	1	2:04.568	37.002	31.511	56.055	242.7	14:42.430										
8	1	3:14.236	B	36.260	31.587	2:06.389	241.1	17:56.666									
9	1	2:27.180	58.776	31.859	56.545	130.9	20:23.846										
10	1	2:05.400	37.432	31.518	56.450	235.3	22:29.246										
11	1	2:05.310	37.254	31.398	56.658	236.3	24:34.556										
12	1	2:04.909	36.878	31.479	56.552	232.8	26:39.465										
13	1	2:06.142	36.677	31.597	57.868	236.3	28:45.607										
14	1	2:03.942	36.709	31.218	56.015	238.4	30:49.549										
23 Aston Martin V8 Vantage GT2 2007 GT2C																	
1.Paul WHIGHT																	
2.Gabriele TARQUINI																	
1	2	2:17.433	46.720	31.825	58.888		2:17.433	1	2	2:17.433	46.720	31.825	58.888		2:17.433		
2	2	2:03.082	36.776	31.255	55.051	234.3	4:20.515	2	2	2:03.082	36.776	31.255	55.051	234.3	4:20.515		
3	2	2:03.551	36.198	31.202	56.151	224.5	6:24.066	3	2	2:03.551	36.198	31.202	56.151	224.5	6:24.066		
4	2	2:05.444	36.542	31.371	57.531	233.3	8:29.510	4	2	2:05.444	36.542	31.371	57.531	233.3	8:29.510		
5	2	2:05.733	36.549	31.139	58.045	240.5	10:35.243	5	2	2:05.733	36.549	31.139	58.045	240.5	10:35.243		
6	2	2:03.558	36.758	31.245	55.555	221.8	12:38.801	6	2	2:03.558	36.758	31.245	55.555	221.8	12:38.801		
7	2	2:04.110	36.494	31.367	56.249	241.1	14:42.911	7	2	2:04.110	36.494	31.367	56.249	241.1	14:42.911		
8	2	2:03.201	36.611	30.946	55.644	241.1	16:46.112	8	2	2:03.201	36.611	30.946	55.644	241.1	16:46.112		
9	2	2:03.506	37.169	31.341	54.996	239.5	18:49.618	9	2	2:03.506	37.169	31.341	54.996	239.5	18:49.618		
10	2	2:09.662	B	36.263	31.422	1:01.977	238.9	20:59.280	10	2	2:09.662	B	36.263	31.422	1:01.977	238.9	20:59.280
11	2	4:25.564	2:40.740	32.792	1:12.032	122.4	25:24.844	11	2	4:25.564	2:40.740	32.792	1:12.032	122.4	25:24.844		
12	2	2:09.905	38.379	34.105	57.421	230.3	27:34.749	12	2	2:09.905	38.379	34.105	57.421	230.3	27:34.749		
13	2	2:06.877	38.184	31.969	56.724	240.0	29:41.626	13	2	2:06.877	38.184	31.969	56.724	240.0	29:41.626		
14	2	2:07.782	37.920	31.893	57.969	235.8	31:49.408	14	2	2:07.782	37.920	31.893	57.969	235.8	31:49.408		
15	2	2:06.173	38.044	31.834	56.295	234.3	33:55.581	15	2	2:06.173	38.044	31.834	56.295	234.3	33:55.581		
16	2	2:04.712	36.948	31.728	56.036	237.9	36:00.293	16	2	2:04.712	36.948	31.728	56.036	237.9	36:00.293		
17	2	2:06.252	37.596	31.789	56.867	231.8	38:06.545	17	2	2:06.252	37.596	31.789	56.867	231.8	38:06.545		
18	2	2:04.471	36.718	31.334	56.419	240.0	40:11.016	18	2	2:04.471	36.718	31.334	56.419	240.0	40:11.016		
19	2	2:03.719	36.582	31.480	55.657	238.9	42:14.735	19	2	2:03.719	36.582	31.480	55.657	238.9	42:14.735		
30 Porsche 996 GT3-R 2000 GT2B																	
1.Lee MAXTED-PAGE																	
1	1	2:27.667	53.511	33.171	1:00.985		2:27.667	1	1	2:27.667	53.511	33.171	1:00.985		2:27.667		
2	1	2:12.470	39.193	32.921	1:00.356	227.8	4:40.137	2	1	2:12.470	39.193	32.921	1:00.356	227.8	4:40.137		
3	1	2:13.511	39.514	33.647	1:00.350	219.1	6:53.648	3	1	2:13.511	39.514	33.647	1:00.350	219.1	6:53.648		
4	1	2:11.923	39.179	32.846													



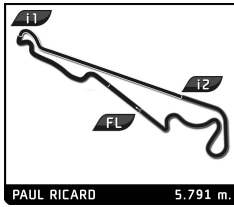
ENDURANCE RACING LEGENDS

DIX MILLE TOURS

RACE 1

Sector Analysis

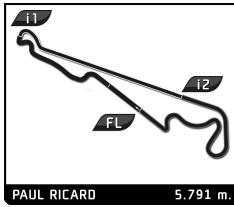
										Personal Best		Session Best		B Crossing the finish line in pit lane	
Lap	D	Time	Sector 1	Sector 2	Sector 3	T. Spd	Elapsed	Lap	D	Time	Sector 1	Sector 2	Sector 3	T. Spd	Elapsed
33 Ferrari 333 SP 1999 1.Michel LECOURT LMP1A 2.Raymond NARAC															
7	1	2:04.779	37.067	30.984	56.728	246.6	14:52.907	6	1	2:09.508	38.405	32.107	58.996	242.7	13:16.120
8	1	2:16.076 B	37.300	31.135	1:07.641	241.1	17:08.983	7	1	2:10.023	38.544	32.129	59.350	244.3	15:26.143
9	1	3:30.862	2:03.028	31.309	56.525	133.8	20:39.845	8	1	2:10.086	38.971	31.804	59.311	243.2	17:36.229
10	1	2:04.509	37.247	31.012	56.250	235.3	22:44.354	9	1	2:17.935 B	38.249	31.892	1:07.794	244.9	19:54.164
11	1	2:05.409	37.693	30.900	56.816	239.5	24:49.763	10	1	3:27.635	1:57.135	31.995	58.505	145.4	23:21.799
12	1	2:07.657	37.825	32.442	57.390	243.8	26:57.420	11	1	2:07.673	37.622	31.771	58.280	246.0	25:29.472
13	1	2:06.556	36.868	31.561	58.127	240.5	29:03.976	12	1	2:12.027	37.963	32.857	1:01.207	246.0	27:41.499
14	1	2:06.681	37.176	31.852	57.653	242.2	31:10.657	13	1	2:10.420	38.978	32.082	59.360	244.3	29:51.919
15	1	2:06.452	37.861	31.465	57.126	235.3	33:17.109	14	1	2:09.434	38.180	31.956	59.298	243.8	32:01.353
16	1	2:04.055	37.011	31.114	55.930	243.2	35:21.164	15	1	2:09.932	38.402	31.841	59.689	240.0	34:11.285
17	1	2:06.206	37.491	30.904	57.811	244.3	37:27.370	16	1	2:09.771	38.018	31.802	59.951	241.6	36:21.056
18	1	2:03.653	36.901	30.555	56.197	242.2	39:31.023	17	1	2:10.764	38.191	32.625	59.948	244.3	38:31.820
19	1	2:03.112	36.667	30.575	55.870	243.8	41:34.135	18	1	2:10.949	38.809	32.003	1:00.137	240.5	40:42.769
19	1							19	1	2:11.960	38.902	32.508	1:00.550	242.2	42:54.729
39 Lola B05/40 2005 1.Pierre-Loup BOCH LMP2B															
1	1	2:10.338	45.003	30.133	55.202		2:10.338	1	1	2:10.338	45.003	30.133	55.202		2:10.338
40 Ford GT1 2010 1.Philippe SCEMAMA GT1B															
1	1	2:21.588	48.657	32.301	1:00.630		2:21.588	1	1	2:21.588	48.657	32.301	1:00.630		2:21.588
2	1	2:05.443	37.023	31.651	56.769	238.9	4:27.031	2	1	2:05.443	37.023	31.651	56.769	238.9	4:27.031
3	1	2:05.231	37.256	31.748	56.227	240.5	6:32.262	3	1	2:05.231	37.256	31.748	56.227	240.5	6:32.262
4	1	2:04.392	36.674	31.521	56.197	240.0	8:36.654	4	1	2:04.392	36.674	31.521	56.197	240.0	8:36.654
5	1	2:04.696	36.706	31.492	56.498	240.5	10:41.350	5	1	2:04.696	36.706	31.492	56.498	240.5	10:41.350
6	1	2:04.369	36.463	31.517	56.389	240.5	12:45.719	6	1	2:04.369	36.463	31.517	56.389	240.5	12:45.719
7	1	2:05.412	36.953	31.440	57.019	240.5	14:51.131	7	1	2:05.412	36.953	31.440	57.019	240.5	14:51.131
8	1	2:04.514	36.693	31.578	56.243	240.5	16:55.645	8	1	2:04.514	36.693	31.578	56.243	240.5	16:55.645
9	1	2:05.628	36.916	31.605	57.107	239.5	19:01.273	9	1	2:05.628	36.916	31.605	57.107	239.5	19:01.273
10	1	3:12.190 B	36.754	31.504	2:03.932	240.0	22:13.463	10	1	3:12.190 B	36.754	31.504	2:03.932	240.0	22:13.463
11	1	2:27.271	57.892	32.437	56.942	140.3	24:40.734	11	1	2:27.271	57.892	32.437	56.942	140.3	24:40.734
12	1	2:05.124	36.745	31.571	56.808	240.5	26:45.858	12	1	2:05.124	36.745	31.571	56.808	240.5	26:45.858
13	1	2:05.962	36.560	31.553	57.849	240.0	28:51.820	13	1	2:05.962	36.560	31.553	57.849	240.0	28:51.820
14	1	2:04.066	36.575	31.304	56.187	240.5	30:55.886	14	1	2:04.066	36.575	31.304	56.187	240.5	30:55.886
15	1	2:04.197	37.064	31.372	55.761	241.6	33:00.083	15	1	2:04.197	37.064	31.372	55.761	241.6	33:00.083
16	1	2:18.954	36.604	31.439	1:10.911	240.0	35:19.037	16	1	2:18.954	36.604	31.439	1:10.911	240.0	35:19.037
17	1	2:07.007	37.003	31.594	58.410	239.5	37:26.044	17	1	2:07.007	37.003	31.594	58.410	239.5	37:26.044
18	1	2:06.085	36.840	31.635	57.610	240.0	39:32.129	18	1	2:06.085	36.840	31.635	57.610	240.0	39:32.129
19	1	2:07.107	37.311	31.777	58.019	241.6	41:39.236	19	1	2:07.107	37.311	31.777	58.019	241.6	41:39.236
41 Venturi 400 Trophy 1992 1.Jean-Pierre JARIER INV 2.Stéphane ORTELLI															
1	2	2:40.950	57.787	37.475	1:05.688		2:40.950	1	2	2:40.950	57.787	37.475	1:05.688		2:40.950
2	2	2:29.055	43.807	37.741	1:07.507	191.5	5:10.005	2	2	2:29.055	43.807	37.741	1:07.507	191.5	5:10.005
3	2	2:27.222	43.083	37.604	1:06.535	202.2	7:37.227	3	2	2:27.222	43.083	37.604	1:06.535	202.2	7:37.227
4	2	2:27.393	43.501	37.180	1:06.712	203.4	10:04.620	4	2	2:27.393	43.501	37.180	1:06.712	203.4	10:04.620
5	2	2:27.019	43.478	37.227	1:06.314	204.5	12:31.639	5	2	2:27.019	43.478	37.227	1:06.314	204.5	12:31.639
6	2	2:27.596	43.165	38.493	1:05.938	204.5	14:59.235	6	2	2:27.596	43.165	38.493	1:05.938	204.5	14:59.235
7	2	2:26.015	42.809	37.559	1:05.647	205.7	17:25.250	7	2	2:26.015	42.809	37.559	1:05.647	205.7	17:25.250
8	2	2:27.483	43.361	37.220	1:06.902	206.1	19:52.733	8	2	2:27.483	43.361	37.220	1:06.902	206.1	19:52.733
9	2	2:25.360	43.346	37.017	1:04.997	192.9	22:18.093	9	2	2:25.360	43.346	37.017	1:04.997	192.9	22:18.093
10	2	2:25.723	43.303	37.634	1:04.786	203.4	24:43.816	10	2	2:25.723	43.303	37.634	1:04.786	203.4	24:43.816
11	2	2:27.713	43.272	37.628	1:06.813	203.0	27:11.529	11	2	2:27.713	43.272	37.628	1:06.813	203.0	27:11.529
12	2	2:29.086	44.291	38.996	1:05.799	183.7	29:40.615	12	2	2:29.086	44.291	38.996	1:05.799	183.7	29:40.615
13	2	4:07.616 B	43.641	38.459	2:45.516	200.4	33:48.231	13	2	4:07.616 B	43.641	38.459	2:45.516	200.4	33:48.231
14	2	2:37.549	55.185	36.256	1:06.108	115.3	36:25.780	14	2	2:37.549	55.185	36.256	1:06.108	115.3	36:25.780
34 Courage C60 2002 1.David HART LMP1B															
1	1	2:15.019	40.986	29.966	1:04.067		2:15.019	1	1	2:15.019	40.986	29.966	1:04.067		2:15.019
2	1	2:00.095	35.955	29.569	54.571	232.3	4:15.114	2	1	2:00.095	35.955	29.569	54.571	232.3	4:15.114
3	1	1:57.598	34.926	28.823	53.849	262.1	6:12.712	3	1	1:57.598	34.926	28.823	53.849	262.1	6:12.712
4	1	1:57.024	34.895	28.723	53.406	257.1	8:09.736	4	1	1:57.024	34.895	28.723	53.406	257.1	8:09.736
5	1	1:56.739	34.712	28.721	53.306	256.5	10:06.475	5	1	1:56.739	34.712	28.721	53.306	256.5	10:06.475
6	1	1:57.057	34.656	29.069	53.332	260.9	12:03.532	6	1	1:57.057	34.656	29.069	53.332	260.9	12:03.532
7	1	1:57.852	36.119	28.863	52.870	257.1	14:01.384	7	1	1:57.852	36.119	28.863	52.870	257.1	14:01.384
8	1	1:57.191	35.205	28.795	53.191	257.8	15:58.575	8	1	1:57.191	35.205	28.795	53.191	257.8	15:58.575
9	1	1:57.384	35.040	29.146	53.198	265.4	17:55.959	9	1	1:57.384	35.040	29.146	53.198	265.4	17:55.959
10	1	2:06.092 B	35.680	29.818	1:00.594	252.9	20:02.051	10	1	2:06.092 B	35.680	29.818	1:00.594	252.9	20:02.051
11	1	3:19.780	1:56.556	29.110	54.114	171.7	23:21.831	11	1	3:19.780	1:56.556	29.110	54.114	171.7	23:21.831
12	1	1:56.946	34.960	28.547	53.439	269.3	25:18.777	12	1	1:56.946	34.960	28.547	53.439	269.3	25:18.777
13	1	1:58.303	34.838	28.955	54.510	264.1	27:17.080	13	1	1:58.303	34.838	28.955	54.510	264.1	27:17.080
14	1	1:57.215	35.025	28.545	53.645	236.3	29:14.295	14	1	1:57.215	35.025	28.545	53.645	236.3	29:14.295
15	1	1:56.315	34.708	28.524	53.083	254.1	31:10.610	15	1	1:56.315	34.708	28.524	53.083	254.1	31:10.610
16	1	1:57.173	35.310	28.963	52.900	260.9	33:07.783	16	1	1:57.173	35.310	28.963	52.900	260.9	33:07.783
17	1	1:57.852	35.368	29.168	53.316	257.1	35:05.635	17	1	1:57.852	35.368	29.168	53.316	257.1	35:05.635
18	1	1:57.309	35.558	28.960	52.791	262.1	37:02.944	18	1	1:57.309	35.558	28.960	52.791	262.1	37:02.944
19	1	1:58.869	35.413	28.779	54.677	254.1	39:01.813	19	1	1:58.869	35.413	28.779	54.677		



ENDURANCE RACING LEGENDS
DIX MILLE TOURS
RACE 1

Sector Analysis

							■ Personal Best ■ Session Best ■ Crossing the finish line in pit lane								
Lap	D	Time	Sector 1	Sector 2	Sector 3	T. Spd	Elapsed	Lap	D	Time	Sector 1	Sector 2	Sector 3	T. Spd	Elapsed
45 Lucchini SR2 2002 1.Gianluigi CANDIANI 2.Frédéric ROUVIER LMP2B							12 1 2:02.725 36.807 30.081 55.837 249.4 26:20.610								
1	1	2:23.900	50.411	33.776	59.713		2:23.900	13	1	2:01.718	36.041	30.121	55.556	257.1	28:22.328
2	1	2:09.643	39.008	32.342	58.293	231.3	4:33.543	14	1	2:04.003	36.827	30.486	56.690	257.8	30:26.331
3	1	2:09.158	37.751	32.111	59.296	229.3	6:42.701	15	1	2:02.258	36.411	30.218	55.629	251.2	32:28.589
4	1	2:10.802	38.539	32.051	1:00.212	228.3	8:53.503	16	1	2:02.273	36.659	30.307	55.307	235.3	34:30.862
5	1	2:10.884	39.137	31.974	59.773	229.3	11:04.387	17	1	2:01.420	36.183	30.204	55.033	259.0	36:32.282
6	1	2:08.264	38.334	32.289	57.641	230.8	13:12.651	18	1	2:03.328	36.164	30.425	56.739	259.6	38:35.610
7	1	2:08.835	38.513	32.585	57.737	229.8	15:21.486	19	1	2:02.249	36.435	30.252	55.562	257.8	40:37.859
8	1	2:06.856	38.016	32.257	56.583	230.3	17:28.342	20	1	2:03.635	36.672	30.259	56.704	253.5	42:41.494
9	1	2:23.082	39.554	32.707	1:10.821	231.3	19:51.424	54 Panoz Esperante GTR1 1997 1.Olivier GALANT GT1A							
10	1	3:32.142	2:03.581	32.004	56.557	140.4	23:23.566	1	1	2:11.395	46.337	30.410	54.648		2:11.395
11	1	2:06.331	37.267	31.932	57.132	229.8	25:29.897	2	1	1:59.789	35.736	29.800	54.253	254.7	4:11.184
12	1	2:12.247	38.020	32.454	1:01.773	232.3	27:42.144	3	1	1:58.888	35.285	29.826	53.777	255.3	6:10.072
13	1	2:05.473	37.235	32.052	56.186	230.3	29:47.617	4	1	1:58.273	34.946	29.866	53.461	254.7	8:08.345
14	1	2:05.435	37.062	32.298	56.075	227.8	31:53.052	5	1	1:59.256	35.132	29.921	54.203	254.7	10:07.601
15	1	2:05.845	37.749	32.270	55.826	228.3	33:58.897	6	1	2:00.166	36.522	30.010	53.634	251.2	12:07.767
16	1	2:05.615	37.537	32.128	55.950	228.8	36:04.512	7	1	1:58.317	35.410	29.904	53.003	254.1	14:06.084
17	1	2:05.592	37.092	32.568	55.932	228.3	38:10.104	8	1	1:59.398	35.247	29.836	54.315	255.9	16:05.482
18	1	2:07.664	39.176	32.410	56.078	229.8	40:17.768	9	1	1:58.524	35.508	29.860	53.156	247.1	18:04.006
19	1	2:05.361	36.876	32.263	56.222	227.8	42:23.129	10	1	3:08.012	35.139	29.886	2:02.987	254.1	21:12.018
51 Cannibal Chevrolet IMSA 1998 1.Edouard DEGUEMP LMP1A							11 1 2:16.285 52.877 30.484 style="background-color: #c8e6c9;">52.924 145.0 23:28.303								
1	1	2:38.438	58.922	34.097	1:05.419		2:38.438	12	1	1:59.881	35.172	29.854	54.855	253.5	25:28.184
2	1	2:20.916	41.093	33.733	1:06.090	207.7	4:59.354	13	1	2:02.329	35.407	32.357	54.565	254.7	27:30.513
3	1	2:17.686	41.320	32.742	1:03.624	200.4	7:17.040	14	1	2:00.680	35.501	29.921	55.258	244.9	29:31.193
4	1	2:14.550	39.651	32.512	1:02.387	208.9	9:31.590	15	1	1:58.571	35.019	29.641	53.911	252.9	31:29.764
5	1	2:14.586	40.089	32.896	1:01.601	225.5	11:46.176	16	1	1:58.190	34.884	29.571	53.735	254.7	33:27.954
6	1	2:14.399	39.348	32.828	1:02.223	216.0	14:00.575	17	1	1:58.432	34.725	29.902	53.805	253.5	35:26.386
7	1	2:30.205	41.850	34.214	1:14.141	215.1	16:30.780	18	1	2:01.239	36.383	30.740	54.116	255.3	37:27.625
8	1	3:47.905	2:14.399	32.905	1:00.601	115.5	20:18.685	19	1	2:00.067	36.172	29.935	53.960	248.8	39:27.692
9	1	2:12.841	39.138	32.764	1:00.939	214.7	22:31.526	20	1	2:02.600	36.201	31.169	55.230	246.6	41:30.292
10	1	2:15.567	40.794	33.375	1:01.398	224.1	24:47.093	55 Ferrari 458 GTE 2011 1.Xavier GALANT INV							
11	1	2:15.654	41.087	33.619	1:00.948	215.6	27:02.747	1	1	2:24.780	51.651	32.640	1:00.489		2:24.780
12	1	2:12.962	38.758	32.774	1:01.430	224.1	29:15.709	2	1	2:09.699	39.357	31.659	58.683	230.8	4:34.479
13	1	2:12.416	38.862	32.591	1:00.963	219.5	31:28.125	3	1	2:08.535	38.229	31.378	58.928	223.6	6:43.014
14	1	2:14.440	40.759	32.214	1:01.467	225.5	33:42.565	4	1	2:09.580	38.876	31.282	59.422	225.9	8:52.594
15	1	2:13.287	40.806	32.296	1:00.185	208.1	35:55.852	5	1	2:11.154	38.908	31.273	1:00.973	230.3	11:03.748
16	1	2:13.468	40.136	32.241	1:01.091	217.3	38:09.320	6	1	2:07.087	38.174	31.364	57.549	215.6	13:10.835
17	1	2:13.137	41.107	32.243	59.787	199.3	40:22.457	7	1	2:09.941	39.243	31.994	58.704	246.6	15:20.776
18	1	2:12.718	39.343	32.947	1:00.428	203.4	42:35.175	8	1	2:06.358	38.050	31.213	57.095	241.6	17:27.134
53 Aston Martin DBR9 2006 1.Richard MEINS GT1B							9 1 2:07.512 39.001 31.378 57.133 247.7 19:34.646								
1	1	2:12.302	45.504	30.377	56.421		2:12.302	10	1	2:05.695	37.275	31.336	57.084	247.7	21:40.341
2	1	2:02.718	36.130	29.965	56.623	259.0	4:15.020	11	1	3:16.175	38.323	31.510	2:06.342	240.5	24:56.516
3	1	2:04.151	36.404	30.142	57.605	243.2	6:19.171	12	1	2:22.956	53.040	31.252	58.664	153.2	27:19.472
4	1	2:04.112	36.573	30.165	57.374	257.8	8:23.283	13	1	2:07.281	37.558	32.569	57.154	246.6	29:26.753
5	1	2:04.862	36.622	30.020	58.220	259.0	10:28.145	14	1	2:07.109	36.963	31.327	58.819	247.1	31:33.862
6	1	2:03.037	36.185	30.226	56.626	257.8	12:31.182	15	1	2:05.608	37.363	31.230	57.015	247.1	33:39.470
7	1	2:02.311	36.287	29.995	56.029	257.8	14:33.493	16	1	2:05.314	37.517	31.300	56.497	248.3	35:44.784
8	1	2:03.176	36.527	30.495	56.154	257.1	16:36.669	17	1	2:04.979	37.060	31.347	56.572	248.3	37:49.763
9	1	2:02.009	36.390	30.272	55.347	257.8	18:38.678	18	1	2:05.301	37.169	31.358	56.774	248.8	39:55.064
10	1	3:16.437	36.718	30.745	2:08.974	255.9	21:55.115	19	1	2:05.134	37.223	30.979	56.932	248.3	42:00.198
11	1	2:22.770	55.292	30.490	56.988	149.0	24:17.885	59 Porsche 993 GT2 Evo 1999 1.Rémi TERRAIL 2.Jürg AEBERHARD GT2A							



ENDURANCE RACING LEGENDS

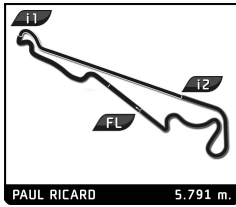
DIX MILLE TOURS

RACE 1

Sector Analysis

■ Personal Best
 ■ Session Best
 ■ Crossing the finish line in pit lane

Lap	D	Time	Sector 1	Sector 2	Sector 3	T. Spd	Elapsed	Lap	D	Time	Sector 1	Sector 2	Sector 3	T. Spd	Elapsed
<div style="border: 1px solid black; padding: 2px; display: inline-block;">60</div> Keiler K II 1998 1. Marc JULLY LMP1A															



ENDURANCE RACING LEGENDS

DIX MILLE TOURS

RACE 1

Sector Analysis

■ Personal Best ■ Session Best B Crossing the finish line in pit lane

Lap	D	Time	Sector 1	Sector 2	Sector 3	T. Spd	Elapsed	Lap	D	Time	Sector 1	Sector 2	Sector 3	T. Spd	Elapsed	
5	1	2:08.172	37.607	30.532	1:00.033	230.8	11:01.337	6	1	2:14.141	39.882	33.427	1:00.832	215.1	13:51.843	
6	1	2:02.176	36.242	30.492	55.442	251.7	13:03.513	7	1	2:15.973	41.217	34.102	1:00.654	216.4	16:07.816	
7	1	2:22.774			56.055	250.0	15:26.287	8	1	2:12.627	39.418	33.664	59.545	220.4	18:20.443	
8	1	2:07.009	37.732	31.191	58.086	255.9	17:33.296	9	1	2:21.424	B	39.511	33.531	1:08.382	223.6	20:41.867
9	1	2:17.644	B	37.257	31.776	1:08.611	243.2	19:50.940	10	1	3:35.138	2:01.035	34.485	59.618	129.2	24:17.005

80 Porsche 997 GT3-RSR 2009
1. Marc DEVIS GT2C

1	1	2:26.910	52.611	33.403	1:00.896		2:26.910	
2	1	2:10.113	38.098	32.769	59.246	234.8	4:37.023	
3	1	2:08.782	37.556	32.434	58.792	233.8	6:45.805	
4	1	2:09.455	38.663	32.095	58.697	234.8	8:55.260	
5	1	2:09.506	38.551	31.845	59.110	235.8	11:04.766	
6	1	2:07.210	38.189	32.079	56.942	229.8	13:11.976	
7	1	2:08.225	38.039	32.184	58.002	234.3	15:20.201	
8	1	2:07.643	38.156	32.183	57.304	234.8	17:27.844	
9	1	2:08.411	38.749	32.187	57.475	235.8	19:36.255	
10	1	2:58.233	B	37.106	31.910	1:49.217	232.8	22:34.488
11	1	2:39.735	1:09.616	32.320	57.799	127.1	25:14.223	
12	1	2:06.496	37.045	31.921	57.530	232.8	27:20.719	
13	1	2:07.507	37.487	33.166	56.854	234.3	29:28.226	
14	1	2:06.272	37.020	32.285	56.967	232.8	31:34.498	
15	1	2:06.902	37.281	31.929	57.692	233.3	33:41.400	
16	1	2:07.619	37.372	32.103	58.144	232.3	35:49.019	
17	1	2:07.557	37.633	32.285	57.639	233.3	37:56.576	
18	1	2:06.952	37.422	32.126	57.404	232.3	40:03.528	
19	1	2:06.279	37.185	32.047	57.047	231.8	42:09.807	

86 Porsche 996 GT3-RSR 2006
1. Michael FÖVÉNY GT2C
2. Stefan ROITMAYER

1	2	2:17.846	49.126	31.887	56.833		2:17.846	
2	2	2:04.320	36.759	31.208	56.353	239.5	4:22.166	
3	2	2:03.502	36.529	31.320	55.653	240.0	6:25.668	
4	2	2:04.499	36.550	31.016	56.933	240.5	8:30.167	
5	2	2:05.626	36.273	31.102	58.251	240.0	10:35.793	
6	2	2:04.177	36.567	31.246	56.364	242.2	12:39.970	
7	2	2:04.535	37.283	31.591	55.661	238.9	14:44.505	
8	2	2:03.394	36.187	31.243	55.964	241.1	16:47.899	
9	2	3:26.252	B	36.388	31.237	2:18.627	241.6	20:14.151
10	1	2:35.021	58.647	33.290	1:03.084	126.0	22:49.172	
11	1	2:13.806	40.086	33.072	1:00.648	232.8	25:02.978	
12	1	2:14.913	39.192	33.045	1:02.676	237.4	27:17.891	
13	1	2:17.223	41.691	33.128	1:02.404	210.1	29:35.114	
14	1	2:14.078	39.826	33.156	1:01.096	227.8	31:49.192	
15	1	2:16.522	40.672	34.248	1:01.602	218.6	34:05.714	
16	1	2:15.225	39.888	33.563	1:01.774	222.2	36:20.939	
17	1	2:15.934	40.053	33.199	1:02.682	231.3	38:36.873	
18	1	2:14.232	39.347	33.218	1:01.667	234.3	40:51.105	
19	1	2:12.876	39.862	32.747	1:00.267	210.1	43:03.981	

92 TVR Tuscan T400R 2006
1. Jason CLEGG GT2B

1	1	2:32.821	55.405	34.698	1:02.718		2:32.821
2	1	2:16.722	41.585	33.522	1:01.615	204.9	4:49.543
3	1	2:17.398	40.548	33.696	1:03.154	211.4	7:06.941
4	1	2:17.537	40.779	33.686	1:03.072	207.3	9:24.478
5	1	2:13.224	40.288	33.327	59.609	216.9	11:37.702

99 Porsche 996 GT3-RS 2001
1. Simon EVANS GT2B

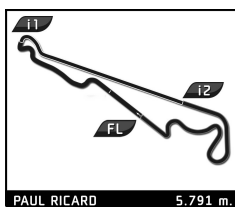
1	1	2:30.036	53.745	34.160	1:02.131		2:30.036	
2	1	2:15.611	39.326	33.608	1:02.677	216.9	4:45.647	
3	1	2:12.984	38.971	33.526	1:00.487	216.9	6:58.631	
4	1	2:12.723	39.345	33.597	59.781	219.1	9:11.354	
5	1	2:12.459	39.166	33.457	59.836	217.7	11:23.813	
6	1	2:12.292	38.892	33.519	59.881	216.9	13:36.105	
7	1	2:12.081	39.127	33.264	59.690	216.4	15:48.186	
8	1	2:15.532	40.168	34.823	1:00.541	215.1	18:03.718	
9	1	2:21.820	B	39.914	33.794	1:08.112	207.7	20:25.538
10	1	3:29.472	1:56.644	33.534	59.294	125.6	23:55.010	
11	1	2:11.948	39.169	33.400	59.379	219.5	26:06.958	
12	1	2:12.569	38.949	33.746	59.874	216.9	28:19.527	
13	1	2:12.080	39.047	33.345	59.688	217.3	30:31.607	
14	1	2:12.753	39.162	33.621	59.970	216.4	32:44.360	
15	1	2:13.419	39.553	33.457	1:00.409	216.0	34:57.779	
16	1	2:13.970	39.497	33.805	1:00.668	214.7	37:11.749	
17	1	2:13.064	39.297	33.520	1:00.247	217.7	39:24.813	
18	1	2:15.688	40.205	34.384	1:01.099	216.9	41:40.501	

103 Porsche 993 GT2 Evo 1998
1. Olivier PIQUET GT2A

1	1	2:28.979	54.088	33.265	1:01.626		2:28.979	
2	1	2:14.410	39.775	32.693	1:01.942	224.5	4:43.389	
3	1	2:14.375	39.450	32.594	1:02.331	225.0	6:57.764	
4	1	2:12.346	39.501	32.988	59.857	220.9	9:10.110	
5	1	2:11.033	38.723	32.684	59.626	227.8	11:21.143	
6	1	2:11.530	39.048	32.494	59.988	224.5	13:32.673	
7	1	2:14.302	39.530	32.827	1:01.945	226.4	15:46.975	
8	1	2:23.273	B	40.983	33.979	1:08.311	216.0	18:10.248
9	1	3:40.375	2:06.824	33.124	1:00.427	102.9	21:50.623	

108 Porsche 993 GT2 Evo 1999
1. Peter FAIRBAIRN GT2A

1	1	2:37.188	56.713	34.862	1:05.613		2:37.188
2	1	2:21.242	41.321	34.342	1:05.579	228.3	4:58.430
3	1	2:21.024	41.411	34.260	1:05.353	226.4	7:19.454
4	1	2:20.428	41.087	34.691	1:04.650	226.9	9:39.882
5	1	2:21.511	41.669	34.784	1:05.058	225.5	12:01.393
6	1	2:20.474	42.625	34.184	1:03.665	224.5	14:21.867
7	1	2:20.858	41.485	34.591	1:04.782	221.8	16:42.725
8	1	2:21.461	42.266	34.933	1:04.262	224.1	19:04.186



ENDURANCE RACING LEGENDS DIX MILLE TOURS RACE 1

Sector Analysis

■ Personal Best ■ Session Best B Crossing the finish line in pit lane

Lap	D	Time	Sector 1	Sector 2	Sector 3	T. Spd	Elapsed	Lap	D	Time	Sector 1	Sector 2	Sector 3	T. Spd	Elapsed
9	1	2:29.449	B	41.742	34.865	1:12.842	209.3	21:33.635							
10	1	3:48.489		2:08.728	35.241	1:04.520	127.4	25:22.124							
11	1	2:22.027		40.753	35.397	1:05.877	224.5	27:44.151							
12	1	2:18.177		40.926	34.303	1:02.948	221.3	30:02.328							
13	1	2:18.846		40.900	34.526	1:03.420	221.3	32:21.174							
14	1	2:21.133		41.901	34.904	1:04.328	218.6	34:42.307							
15	1	2:19.474		40.873	34.536	1:04.065	222.7	37:01.781							
16	1	2:21.180		42.085	35.767	1:03.328	188.2	39:22.961							
17	1	2:20.113		41.495	34.764	1:03.854	220.9	41:43.074							

155		TVR Tuscan T400R 2003 1. Matthew HOLBEN GT2B													
1	1	2:31.758		54.749	34.858	1:02.151		2:31.758							
2	1	2:15.790		40.664	33.626	1:01.500	209.7	4:47.548							
3	1	2:19.063		41.588	33.759	1:03.716	207.3	7:06.611							
4	1	2:16.542		40.736	33.410	1:02.396	210.1	9:23.153							
5	1	2:14.379		39.959	33.671	1:00.749	220.4	11:37.532							
6	1	2:16.359		40.642	33.486	1:02.231	218.2	13:53.891							
7	1	2:17.613		41.901	35.313	1:00.399	211.8	16:11.504							
8	1	2:21.869	B	41.145	33.853	1:06.871	200.4	18:33.373							
9	1	3:35.799		2:00.194	34.121	1:01.484	128.3	22:09.172							
10	1	2:16.188		40.552	34.720	1:00.916	207.3	24:25.360							
11	1	2:13.648		39.860	33.409	1:00.379	210.5	26:39.008							
12	1	2:16.568		40.786	33.632	1:02.150	204.5	28:55.576							
13	1	2:15.768		40.243	33.543	1:01.982	206.1	31:11.344							
14	1	2:21.796		41.875	34.133	1:05.788	192.5	33:33.140							
15	1	2:27.747	B	42.013	33.690	1:12.044	195.7	36:00.887							
16	1	3:15.032		1:39.186	33.985	1:01.861	120.5	39:15.919							
17	1	2:14.851		40.253	33.722	1:00.876	215.1	41:30.770							