

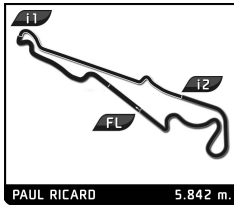
CLASSIC ENDURANCE RACING 1

DIX MILLE TOURS

QUALIFYING

Sector Analysis

| | | | | | | | ■ Personal Best ■ Session Best ■ Crossing the finish line in pit lane | | | | | | | | |
|-----------|---|---|---|---|---|--------|--|-----|---|---|---|---|---|--------|-----------|
| Lap | D | Time | Sector 1 | Sector 2 | Sector 3 | T. Spd | Elapsed | Lap | D | Time | Sector 1 | Sector 2 | Sector 3 | T. Spd | Elapsed |
| 2 | | Lola T210 1970 | | | | | P-2L | | | | | | | | |
| | | 1.Frank JACOB | | | | | | | | | | | | | |
| | | 2.Arnd MEIER | | | | | | | | | | | | | |
| 1 | 1 | 2:28.893 | 44.593 | 46.433 | 57.867 | 107.0 | 2:28.893 | 5 | 1 | 6:33.670 | B 47.797 | 44.166 | 5:01.707 | 161.2 | 17:56.848 |
| 2 | 1 | 2:15.071 | 36.749 | 41.216 | 57.106 | 228.8 | 4:43.964 | 6 | 1 | 3:04.399 | 1:17.630 | 46.093 | 1:00.676 | 117.9 | 21:01.247 |
| 3 | 1 | 2:33.809 | 38.357 | 55.947 | 59.505 | 230.8 | 7:17.773 | 7 | 1 | 3:30.924 | 38.780 | 1:19.127 | 1:33.017 | 221.8 | 24:32.171 |
| 4 | 1 | 2:27.603 | B 36.710 | 40.887 | 1:10.006 | 229.8 | 9:45.376 | 8 | 1 | 2:22.221 | 38.819 | 43.413 | 59.989 | 224.5 | 26:54.392 |
| 5 | 1 | 6:04.239 | 4:19.035 | 42.820 | 1:02.384 | 124.6 | 15:49.615 | 9 | 1 | 2:21.978 | 38.701 | 42.691 | 1:00.586 | 221.8 | 29:16.370 |
| 6 | 1 | 2:25.037 | 39.726 | 43.034 | 1:02.277 | 226.9 | 18:14.652 | 10 | 1 | 2:25.856 | 38.774 | 42.381 | 1:04.701 | 223.6 | 31:42.226 |
| 7 | 1 | 2:22.066 | 38.891 | 43.044 | 1:00.131 | 225.0 | 20:36.718 | 11 | 1 | 4:58.031 | B 47.054 | 45.320 | 3:25.657 | 155.6 | 36:40.257 |
| 8 | 1 | 3:05.303 | B 38.611 | 50.960 | 1:35.732 | 225.5 | 23:42.021 | 12 | 1 | 2:54.298 | 1:09.813 | 42.824 | 1:01.661 | 135.0 | 39:34.555 |
| 9 | 2 | 3:37.932 | 1:46.180 | 49.478 | 1:02.274 | 95.6 | 27:19.953 | 13 | 1 | 2:23.016 | 38.704 | 44.222 | 1:00.090 | 221.8 | 41:57.571 |
| 10 | 2 | 2:22.765 | 38.874 | 42.867 | 1:01.024 | 223.1 | 29:42.718 | 14 | 1 | 2:21.341 | 38.549 | 42.446 | 1:00.346 | 223.6 | 44:18.912 |
| 11 | 2 | 2:20.640 | 38.393 | 42.085 | 1:00.162 | 225.0 | 32:03.358 | 15 | 1 | 2:20.956 | 38.784 | 42.462 | 59.710 | 224.1 | 46:39.868 |
| 12 | 2 | 2:36.325 | B 39.635 | 43.605 | 1:13.085 | 224.5 | 34:39.683 | | | | | | | | |
| 13 | 2 | 5:10.535 | 3:26.800 | 43.288 | 1:00.447 | 135.7 | 39:50.218 | | | | | | | | |
| 14 | 2 | 2:32.471 | 39.111 | 51.928 | 1:01.432 | 226.4 | 42:22.689 | | | | | | | | |
| 15 | 2 | 2:20.846 | 38.540 | 42.404 | 59.902 | 224.5 | 44:43.535 | | | | | | | | |
| 16 | 2 | 2:20.363 | 38.446 | 42.064 | 59.853 | 224.5 | 47:03.898 | | | | | | | | |
| 3 | | Chevrolet Corvette C3 1971 | | | | | GT1 | | | | | | | | |
| | | 1.Gilles RIVOALLON | | | | | | | | | | | | | |
| 1 | 1 | 3:27.649 | 1:19.657 | 51.441 | 1:16.551 | 110.4 | 3:27.649 | | | | | | | | |
| 2 | 1 | 2:50.086 | 47.366 | 49.776 | 1:12.944 | 165.9 | 6:17.735 | | | | | | | | |
| 3 | 1 | 2:48.750 | 46.662 | 49.408 | 1:12.680 | 173.9 | 9:06.485 | | | | | | | | |
| 4 | 1 | 2:46.208 | 45.861 | 49.445 | 1:10.902 | 186.9 | 11:52.693 | | | | | | | | |
| 5 | 1 | 2:44.906 | 44.671 | 48.984 | 1:11.251 | 180.3 | 14:37.599 | | | | | | | | |
| 6 | 1 | 2:48.588 | 45.704 | 48.312 | 1:14.572 | 167.2 | 17:26.187 | | | | | | | | |
| 7 | 1 | 3:01.609 | B 47.110 | 51.026 | 1:23.473 | 172.5 | 20:27.796 | | | | | | | | |
| 7 | | Lola T70 Mk III B 1969 | | | | | P+2L | | | | | | | | |
| | | 1.Toni SEILER | | | | | | | | | | | | | |
| 1 | 1 | 4:41.535 | 2:49.084 | 48.246 | 1:04.205 | 127.4 | 4:41.535 | | | | | | | | |
| 2 | 1 | 2:19.110 | 38.427 | 41.579 | 59.104 | 225.5 | 7:00.645 | | | | | | | | |
| 3 | 1 | 2:17.927 | 38.040 | 41.317 | 58.570 | 222.2 | 9:18.572 | | | | | | | | |
| 4 | 1 | 2:18.800 | 37.433 | 41.896 | 59.471 | 234.8 | 11:37.372 | | | | | | | | |
| 5 | 1 | 15:48.498 | B 42.409 | 50.146 | ... | 200.7 | 27:25.870 | | | | | | | | |
| 6 | 1 | 2:57.834 | 1:06.205 | 46.555 | 1:05.074 | 91.6 | 30:23.704 | | | | | | | | |
| 7 | 1 | 2:20.977 | 38.077 | 42.218 | 1:00.682 | 227.8 | 32:44.681 | | | | | | | | |
| 8 | 1 | 2:30.378 | 41.825 | 46.330 | 1:02.223 | 231.3 | 35:15.059 | | | | | | | | |
| 9 | 1 | 2:17.583 | 37.234 | 41.463 | 58.886 | 241.6 | 37:32.642 | | | | | | | | |
| 10 | 1 | 6:33.341 | B 43.850 | 51.275 | 4:58.216 | 190.1 | 44:05.983 | | | | | | | | |
| 9 | | Porsche 911 Carrera RSR 3.0 (C) 1974 | | | | | GT1 | | | | | | | | |
| | | 1.Jean-Claude TORRE | | | | | | | | | | | | | |
| 1 | 1 | 4:25.425 | 2:10.261 | 58.058 | 1:17.106 | 90.5 | 4:25.425 | | | | | | | | |
| 2 | 1 | 2:56.760 | 49.918 | 54.147 | 1:12.695 | 163.4 | 7:22.185 | | | | | | | | |
| 3 | 1 | 2:45.454 | 46.265 | 49.944 | 1:09.245 | 184.3 | 10:07.639 | | | | | | | | |
| 4 | 1 | 4:12.567 | B 45.277 | 50.811 | 2:36.479 | 182.4 | 14:20.206 | | | | | | | | |
| 5 | 1 | 2:59.232 | 1:00.901 | 49.437 | 1:08.894 | 114.0 | 17:19.438 | | | | | | | | |
| 10 | | Chevron B16 1971 | | | | | P-2L | | | | | | | | |
| | | 1.Franco MEINERS | | | | | | | | | | | | | |
| 1 | 1 | 3:45.643 | 1:54.472 | 45.888 | 1:05.283 | 106.8 | 3:45.643 | | | | | | | | |
| 2 | 1 | 2:23.436 | 39.393 | 43.136 | 1:00.907 | 224.1 | 6:09.079 | | | | | | | | |
| 3 | 1 | 2:25.437 | 40.219 | 44.265 | 1:00.953 | 225.9 | 8:34.516 | | | | | | | | |
| 4 | 1 | 2:48.662 | 39.438 | 42.918 | 1:26.306 | 224.1 | 11:23.178 | | | | | | | | |
| 14 | | Lola T212 1971 | | | | | P-2L | | | | | | | | |
| | | 1.Mauro POPONCINI | | | | | | | | | | | | | |
| 1 | 1 | 2:50.824 | 57.783 | 48.694 | 1:04.347 | 105.9 | 2:50.824 | | | | | | | | |
| 2 | 1 | 2:29.276 | 41.161 | 44.434 | 1:03.681 | 211.8 | 5:20.100 | | | | | | | | |
| 3 | 1 | 2:28.894 | 41.490 | 43.973 | 1:03.431 | 216.0 | 7:48.994 | | | | | | | | |
| 4 | 1 | 2:28.676 | 41.667 | 44.663 | 1:02.346 | 213.0 | 10:17.670 | | | | | | | | |
| 5 | 1 | 2:28.900 | 40.288 | 45.025 | 1:03.587 | 213.4 | 12:46.570 | | | | | | | | |
| 6 | 1 | 2:44.394 | B 42.518 | 45.160 | 1:16.716 | 216.0 | 15:30.964 | | | | | | | | |
| 7 | 1 | 4:17.031 | 2:29.968 | 44.233 | 1:02.830 | 119.2 | 19:47.995 | | | | | | | | |
| 8 | 1 | 2:39.752 | 41.583 | 44.909 | 1:13.260 | 210.1 | 22:27.747 | | | | | | | | |
| 9 | 1 | 3:18.186 | 1:17.398 | 56.476 | 1:04.312 | 85.3 | 25:45.933 | | | | | | | | |
| 10 | 1 | 2:27.643 | 40.654 | 43.307 | 1:03.682 | 220.9 | 28:13.576 | | | | | | | | |
| 11 | 1 | 2:27.245 | 39.992 | 43.377 | 1:03.876 | 220.4 | 30:40.821 | | | | | | | | |
| 12 | 1 | 2:27.584 | 40.369 | 44.502 | 1:02.713 | 217.3 | 33:08.405 | | | | | | | | |
| 13 | 1 | 2:28.598 | 40.284 | 44.711 | 1:03.603 | 217.3 | 35:37.003 | | | | | | | | |
| 14 | 1 | 2:30.758 | 41.442 | 45.063 | 1:04.253 | 210.1 | 38:07.761 | | | | | | | | |
| 15 | 1 | 2:25.937 | 40.266 | 43.460 | 1:02.211 | 220.4 | 40:33.698 | | | | | | | | |
| 16 | 1 | 2:27.786 | 40.719 | 43.471 | 1:03.596 | 209.3 | 43:01.484 | | | | | | | | |
| 17 | 1 | 2:27.537 | 40.160 | 43.919 | 1:03.458 | 216.0 | 45:29.021 | | | | | | | | |
| 15 | | Chevron B19 1971 | | | | | P-2L | | | | | | | | |
| | | 1.Nigel GREENSALL | | | | | | | | | | | | | |
| 1 | 1 | 2:55.781 | 1:12.348 | 44.491 | 58.942 | 109.0 | 2:55.781 | | | | | | | | |
| 2 | 1 | 2:16.302 | 37.746 | 41.300 | 57.256 | 225.5 | 5:12.083 | | | | | | | | |
| 3 | 1 | 2:14.509 | 37.045 | 40.765 | 56.699 | 227.8 | 7:26.592 | | | | | | | | |
| 4 | 1 | 2:14.795 | 37.194 | 40.679 | 56.922 | 230.3 | 9:41.387 | | | | | | | | |
| 5 | 1 | 2:41.483 | B 39.345 | 45.180 | 1:16.958 | 213.4 | 12:22.870 | | | | | | | | |
| 6 | 1 | 23:56.887 | ... | 43.304 | 57.799 | 117.0 | 36:19.757 | | | | | | | | |
| 7 | 1 | 2:15.458 | 37.061 | 40.827 | 57.570 | 224.5 | 38:35.215 | | | | | | | | |
| 8 | 1 | 2:14.502 | 36.997 | 40.748 | 56.757 | 224.5 | 40:49.717 | | | | | | | | |
| 9 | 1 | 5:57.396 | B 40.117 | 43.711 | 4:33.568 | 226.9 | 46:47.113 | | | | | | | | |
| 16 | | Lola T212 1971 | | | | | P-2L | | | | | | | | |
| | | 1.Serge KRIKNOFF | | | | | | | | | | | | | |
| 1 | 1 | 4:20.122 | 2:11.370 | 58.791 | 1:09.961 | 89.6 | 4:20.122 | | | | | | | | |
| 2 | 1 | 2:22.366 | 39.245 | 42.637 | 1:00.484 | 222.7 | 6:42.488 | | | | | | | | |
| 3 | 1 | 2:19.798 | 38.502 | 42.074 | 59.222 | 225.5 | 9:02.286 | | | | | | | | |
| 4 | 1 | 3:09.803 | B 44.283 | 53.354 | 1:32.166 | 201.1 | 12:12.089 | | | | | | | | |
| 5 | 1 | 7:07.594 | 5:17.804 | 46.787 | 1:03.003 | 75.4 | 19:19.683 | | | | | | | | |
| 6 | 1 | 2:18.673 | 38.025 | 42.230 | 58.418 | 225.0 | 21:38.356 | | | | | | | | |
| 7 | 1 | 3:29.058 | 50.714 | 1:14.418 | 1:23.926 | 142.5 | 25:07.414 | | | | | | | | |
| 8 | 1 | 2:25.811 | 41.375 | 43.853 | 1:00.583 | 192.9 | 27:33.225 | | | | | | | | |
| 9 | 1 | 2:19.438 | 39.256 | 41.692 | 58.490 | 224.1 | 29:52.663 | | | | | | | | |
| 10 | 1 | 2:17.796 | 37.823 | 41.646 | 58.327 | 225.5 | 32:10.459 | | | | | | | | |
| 11 | 1 | 3:04.257 | B 45.382 | 53.378 | 1:25.497 | 192.5 | 35:14.716 | | | | | | | | |



CLASSIC ENDURANCE RACING 1

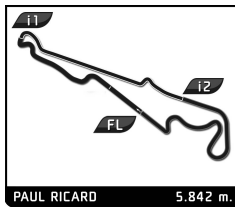
DIX MILLE TOURS

QUALIFYING

Sector Analysis

■ Personal Best
 ■ Session Best
 ■ Crossing the finish line in pit lane

| Lap | D | Time | Sector 1 | Sector 2 | Sector 3 | T. Spd | Elapsed | Lap | D | Time | Sector 1 | Sector 2 | Sector 3 | T. Spd | Elapsed | | | |
|-----------|------------------|--------------------------------------|-------------------|---------------|---------------|-----------------|---------|-----------|-----------|-------|-----------|----------|----------|----------|----------|-----------|----------|----------|
| 19 | Chevron B19 1971 | | | | | | | P-2L | 5 | 1 | 2:28.881 | 41.478 | 44.773 | 1:02.630 | 210.1 | 13:05.659 | | |
| | 1 | Rolf SIGRIST | 6 | 1 | 2:26.857 | 40.401 | 44.607 | | 1:01.849 | 209.3 | 15:32.516 | | | | | | | |
| | 7 | 1 | 2:28.721 | 40.122 | 44.496 | 1:04.103 | 210.5 | | 18:01.237 | | | | | | | | | |
| | 8 | 1 | 2:47.693 | 44.975 | 53.764 | 1:08.954 | 186.5 | | 20:48.930 | | | | | | | | | |
| | 9 | 1 | 3:41.909 | 42.852 | 1:21.975 | 1:37.082 | 205.3 | | 24:30.839 | | | | | | | | | |
| | 10 | 1 | 2:28.547 | 41.234 | 45.029 | 1:02.284 | 203.4 | | 26:59.386 | | | | | | | | | |
| | 11 | 1 | 2:25.904 | 39.792 | 44.873 | 1:01.239 | 208.9 | | 29:25.290 | | | | | | | | | |
| | 12 | 1 | 2:25.876 | 39.938 | 43.931 | 1:02.007 | 208.5 | | 31:51.166 | | | | | | | | | |
| | 13 | 1 | 2:41.249 | 42.879 | 50.590 | 1:07.780 | 200.0 | | 34:32.415 | | | | | | | | | |
| | 14 | 1 | 2:29.601 | 40.443 | 44.392 | 1:04.766 | 208.9 | | 37:02.016 | | | | | | | | | |
| | 15 | 1 | 2:26.131 | 40.231 | 44.523 | 1:01.377 | 210.5 | | 39:28.147 | | | | | | | | | |
| | 16 | 1 | 2:25.670 | 39.941 | 44.381 | 1:01.348 | 210.1 | | 41:53.817 | | | | | | | | | |
| | 17 | 1 | 3:20.417 B | 46.150 | 51.123 | 1:43.144 | 173.6 | | 45:14.234 | | | | | | | | | |
| | 20 | Porsche 911 Carrera RSR 3.0 (C) 1974 | | | | | | | GT1 | 1 | 1 | 3:31.029 | 1:24.397 | 54.121 | 1:12.511 | 95.6 | 3:31.029 | |
| 1 | | R?mi TERRAIL | 2 | 1 | 2:46.615 | 45.505 | 48.704 | 1:12.406 | | 190.5 | 6:17.644 | | | | | | | |
| 2 | | J?rg AEBERHARD | 3 | 1 | 2:42.847 | 45.331 | 48.088 | 1:09.428 | | 194.6 | 9:00.491 | | | | | | | |
| 4 | | 1 | 2:42.991 | 44.979 | 48.276 | 1:09.736 | 192.9 | 11:43.482 | | | | | | | | | | |
| 5 | | 1 | 3:59.760 B | 44.738 | 48.471 | 2:26.551 | 196.4 | 15:43.242 | | | | | | | | | | |
| 6 | | 1 | 3:07.767 | 1:08.449 | 48.376 | 1:10.942 | 106.0 | 18:51.009 | | | | | | | | | | |
| 7 | | 1 | 2:47.644 | 44.753 | 51.127 | 1:11.764 | 186.9 | 21:38.653 | | | | | | | | | | |
| 8 | | 1 | 6:23.783 B | 58.650 | 1:10.059 | 4:15.074 | 123.0 | 28:02.436 | | | | | | | | | | |
| 9 | | 1 | 3:05.262 | 1:07.844 | 48.205 | 1:09.213 | 110.1 | 31:07.698 | | | | | | | | | | |
| 10 | | 1 | 2:42.270 | 45.366 | 47.919 | 1:08.985 | 194.9 | 33:49.968 | | | | | | | | | | |
| 11 | | 1 | 2:41.918 | 44.681 | 48.330 | 1:08.907 | 194.6 | 36:31.886 | | | | | | | | | | |
| 12 | | 1 | 2:39.390 | 44.475 | 47.353 | 1:07.562 | 192.2 | 39:11.276 | | | | | | | | | | |
| 13 | | 1 | 3:27.201 B | 48.417 | 1:02.419 | 1:36.365 | 189.1 | 42:38.477 | | | | | | | | | | |
| 22 | | Porsche 911 Carrera RSR 3.0 (C) 1975 | | | | | | | | GT1 | 1 | 1 | 3:17.656 | 1:06.690 | 55.380 | 1:15.586 | 90.5 | 3:17.656 |
| | 1 | Fernando ESPIRITO SANT | 2 | 1 | 2:55.907 | 47.903 | 53.105 | 1:14.899 | 184.9 | | 6:13.563 | | | | | | | |
| | 2 | Ricardo BRAVO | 3 | 1 | 2:52.592 | 47.285 | 52.504 | 1:12.803 | 187.8 | | 9:06.155 | | | | | | | |
| | 4 | 1 | 2:52.850 | 46.863 | 52.229 | 1:13.758 | 187.5 | 11:59.005 | | | | | | | | | | |
| | 5 | 1 | 2:53.003 | 47.309 | 53.591 | 1:12.103 | 183.7 | 14:52.008 | | | | | | | | | | |
| | 6 | 1 | 2:51.421 | 47.050 | 51.495 | 1:12.876 | 186.9 | 17:43.429 | | | | | | | | | | |
| | 7 | 1 | 5:14.815 B | 47.773 | 55.671 | 3:31.371 | 179.4 | 22:58.244 | | | | | | | | | | |
| | 8 | 1 | 3:26.341 | 1:21.968 | 51.664 | 1:12.709 | 94.5 | 26:24.585 | | | | | | | | | | |
| | 9 | 1 | 2:50.690 | 46.889 | 51.727 | 1:12.074 | 184.9 | 29:15.275 | | | | | | | | | | |
| | 10 | 1 | 2:50.910 | 46.463 | 52.044 | 1:12.403 | 184.3 | 32:06.185 | | | | | | | | | | |
| | 11 | 1 | 2:49.404 | 46.105 | 51.895 | 1:11.404 | 187.8 | 34:55.589 | | | | | | | | | | |
| | 12 | 1 | 5:37.352 B | 54.865 | 59.609 | 3:42.878 | 145.2 | 40:32.941 | | | | | | | | | | |
| | 24 | Chevron B16 1971 | | | | | | | P-2L | | 1 | 1 | 5:37.133 | 3:52.164 | 43.898 | 1:01.071 | 122.6 | 5:37.133 |
| | | 1 | François BOURDIN | 2 | 1 | 2:21.237 | 39.317 | 41.993 | | | 59.927 | 221.8 | 7:58.370 | | | | | |
| 3 | | 1 | 2:20.812 | 38.682 | 41.862 | 1:00.268 | 221.8 | 10:19.182 | | | | | | | | | | |
| 4 | | 1 | 2:21.084 | 38.849 | 42.756 | 59.479 | 215.6 | 12:40.266 | | | | | | | | | | |
| 5 | | 1 | 2:38.099 | 38.210 | 41.130 | 1:18.759 | 225.9 | 15:18.365 | | | | | | | | | | |
| 6 | | 1 | 2:29.107 B | 38.757 | 41.089 | 1:09.261 | 230.3 | 17:47.472 | | | | | | | | | | |
| 7 | | 2 | 5:12.448 | 2:55.737 | 41.934 | 1:34.777 | 100.8 | 22:59.920 | | | | | | | | | | |
| 8 | | 2 | 2:54.932 | 1:15.558 | 41.065 | 58.309 | 69.5 | 25:54.852 | | | | | | | | | | |
| 9 | | 2 | 2:16.551 | 37.431 | 40.590 | 58.530 | 237.9 | 28:11.403 | | | | | | | | | | |
| 10 | | 2 | 2:14.746 | 36.818 | 40.508 | 57.420 | 240.5 | 30:26.149 | | | | | | | | | | |



CLASSIC ENDURANCE RACING 1

DIX MILLE TOURS

QUALIFYING

Sector Analysis

■ Personal Best
 ■ Session Best
 ■ Crossing the finish line in pit lane

| Lap | D | Time | Sector 1 | Sector 2 | Sector 3 | T. Spd | Elapsed |
|-----|---|-------------------|---------------|---------------|---------------|--------|-----------|
| 11 | 2 | 2:28.567 B | 36.835 | 42.335 | 1:09.397 | 244.9 | 32:54.716 |
| 12 | 2 | 4:51.637 | 3:12.502 | 41.015 | 58.120 | 80.9 | 37:46.353 |
| 13 | 2 | 2:15.057 | 36.478 | 40.639 | 57.940 | 243.8 | 40:01.410 |
| 14 | 2 | 2:13.584 | 36.511 | 40.007 | 57.066 | 242.7 | 42:14.994 |
| 15 | 2 | 2:30.985 B | 38.454 | 42.568 | 1:09.963 | 232.8 | 44:45.979 |

| 35 Lola T70 Mk III B 1969 | | | | | | | |
|---------------------------|---|-------------------|---------------|---------------|---------------|-------|-----------|
| 1.Armand MILLE P+2L | | | | | | | |
| 1 | 1 | 3:17.211 | 1:24.855 | 47.981 | 1:04.375 | 108.7 | 3:17.211 |
| 2 | 1 | 2:36.308 | 39.963 | 42.420 | 1:13.925 | 228.8 | 5:53.519 |
| 3 | 1 | 2:21.350 | 38.451 | 42.713 | 1:00.186 | 231.3 | 8:14.869 |
| 4 | 1 | 2:20.107 | 38.831 | 41.536 | 59.740 | 224.1 | 10:34.976 |
| 5 | 1 | 2:18.216 | 37.700 | 40.981 | 59.535 | 241.6 | 12:53.192 |
| 6 | 1 | 2:34.793 B | 38.890 | 43.406 | 1:12.497 | 232.3 | 15:27.985 |
| 7 | 1 | 4:32.550 | 2:49.753 | 42.872 | 59.925 | 105.9 | 20:00.535 |
| 8 | 1 | 2:48.585 | 38.296 | 43.036 | 1:27.253 | 233.3 | 22:49.120 |
| 9 | 1 | 2:55.263 | 1:13.893 | 41.586 | 59.784 | 83.8 | 25:44.383 |
| 10 | 1 | 2:17.245 | 37.728 | 40.903 | 58.614 | 240.5 | 28:01.628 |
| 11 | 1 | 2:19.359 | 37.955 | 41.818 | 59.586 | 238.9 | 30:20.987 |
| 12 | 1 | 2:20.954 | 38.621 | 42.363 | 59.970 | 234.8 | 32:41.941 |
| 13 | 1 | 2:20.692 | 39.090 | 41.509 | 1:00.093 | 224.1 | 35:02.633 |
| 14 | 1 | 2:31.959 B | 38.173 | 42.313 | 1:11.473 | 234.3 | 37:34.592 |

| 36 Porsche 910 1967 | | | | | | | |
|-----------------------|---|-------------------|---------------|---------------|-----------------|-------|-----------|
| 1.J?rgen RUDOLPH P-2L | | | | | | | |
| 1 | 1 | 3:22.444 | 1:18.914 | 53.745 | 1:09.785 | 93.6 | 3:22.444 |
| 2 | 1 | 2:35.281 | 44.214 | 47.510 | 1:03.557 | 184.0 | 5:57.725 |
| 3 | 1 | 2:28.211 | 40.941 | 44.689 | 1:02.581 | 218.2 | 8:25.936 |
| 4 | 1 | 2:27.689 | 40.203 | 44.683 | 1:02.803 | 216.4 | 10:53.625 |
| 5 | 1 | 2:28.268 | 40.529 | 44.505 | 1:03.234 | 215.6 | 13:21.893 |
| 6 | 1 | 2:27.252 | 40.378 | 44.521 | 1:02.353 | 215.6 | 15:49.145 |
| 7 | 1 | 7:57.116 B | 44.176 | 46.905 | 6:26.035 | 216.9 | 23:46.261 |
| 8 | 1 | 3:08.383 | 1:07.858 | 51.107 | 1:09.418 | 100.2 | 26:54.644 |
| 9 | 1 | 2:32.810 | 42.851 | 46.054 | 1:03.905 | 194.6 | 29:27.454 |
| 10 | 1 | 2:26.939 | 40.309 | 44.647 | 1:01.983 | 216.9 | 31:54.393 |
| 11 | 1 | 2:39.288 | 41.252 | 53.237 | 1:04.799 | 217.7 | 34:33.681 |
| 12 | 1 | 2:25.958 | 39.979 | 43.852 | 1:02.127 | 218.2 | 36:59.639 |
| 13 | 1 | 7:13.881 B | 48.945 | 47.198 | 5:37.738 | 178.8 | 44:13.520 |

| 42 Lola T212 1971 | | | | | | | |
|---------------------------|---|-------------------|---------------|---------------|-----------------|-------|-----------|
| 1.Christophe BEAUDON P-2L | | | | | | | |
| 1 | 1 | 3:10.318 | 1:15.876 | 47.671 | 1:06.771 | 100.1 | 3:10.318 |
| 2 | 1 | 2:31.824 | 42.744 | 44.592 | 1:04.488 | 200.4 | 5:42.142 |
| 3 | 1 | 2:28.517 | 39.994 | 44.987 | 1:03.536 | 222.7 | 8:10.659 |
| 4 | 1 | 2:26.787 | 39.971 | 44.373 | 1:02.443 | 223.6 | 10:37.446 |
| 5 | 1 | 2:27.945 | 39.892 | 44.230 | 1:03.823 | 225.9 | 13:05.391 |
| 6 | 1 | 2:47.023 B | 39.811 | 44.424 | 1:22.788 | 218.2 | 15:52.414 |
| 7 | 1 | 5:14.778 | 3:27.513 | 44.352 | 1:02.913 | 98.5 | 21:07.192 |
| 8 | 1 | 3:26.097 | 40.493 | 1:12.852 | 1:32.752 | 214.3 | 24:33.289 |
| 9 | 1 | 2:31.354 | 42.493 | 46.393 | 1:02.468 | 186.2 | 27:04.643 |
| 10 | 1 | 2:24.327 | 39.601 | 43.401 | 1:01.325 | 216.9 | 29:28.970 |
| 11 | 1 | 2:26.164 | 39.320 | 45.219 | 1:01.625 | 225.0 | 31:55.134 |
| 12 | 1 | 2:41.569 B | 39.639 | 48.384 | 1:13.546 | 223.6 | 34:36.703 |

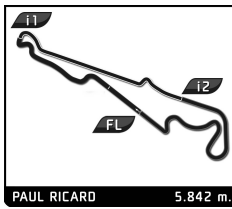
| 44 Chevron B19 1971 | | | | | | | |
|----------------------|---|----------|----------|--------|----------|-------|----------|
| 1.Roderick JACK P-2L | | | | | | | |
| 1 | 1 | 3:47.726 | 1:55.389 | 47.301 | 1:05.036 | 110.7 | 3:47.726 |

| Lap | D | Time | Sector 1 | Sector 2 | Sector 3 | T. Spd | Elapsed |
|-----|---|-------------------|---------------|---------------|---------------|--------|-----------|
| 2 | 1 | 4:51.882 B | 41.880 | 45.257 | 3:24.745 | 207.3 | 8:39.608 |
| 3 | 1 | 2:47.543 | 1:00.765 | 44.943 | 1:01.835 | 119.5 | 11:27.151 |
| 4 | 1 | 2:24.708 | 39.878 | 43.971 | 1:00.859 | 208.9 | 13:51.859 |
| 5 | 1 | 2:25.530 | 40.586 | 44.023 | 1:00.921 | 212.2 | 16:17.389 |
| 6 | 1 | 2:23.361 | 38.881 | 43.502 | 1:00.978 | 213.9 | 18:40.750 |
| 7 | 1 | 2:30.393 | 39.508 | 46.855 | 1:04.030 | 212.2 | 21:11.143 |
| 8 | 1 | 3:45.422 | 48.948 | 1:38.988 | 1:17.486 | 212.2 | 24:56.565 |
| 9 | 1 | 2:30.765 | 39.764 | 46.164 | 1:04.837 | 208.5 | 27:27.330 |
| 10 | 1 | 2:35.044 | 46.966 | 46.564 | 1:01.514 | 183.4 | 30:02.374 |
| 11 | 1 | 6:49.141 B | 53.112 | 57.104 | 4:58.925 | 211.8 | 36:51.515 |
| 12 | 1 | 2:47.146 | 1:01.172 | 43.645 | 1:02.329 | 123.4 | 39:38.661 |
| 13 | 1 | 2:23.036 | 39.169 | 44.000 | 59.867 | 210.9 | 42:01.697 |
| 14 | 1 | 2:26.775 | 41.280 | 44.342 | 1:01.153 | 213.4 | 44:28.472 |

| 48 Porsche 908/03 1969 | | | | | | | |
|------------------------|---|-------------------|---------------|---------------|-----------------|-------|-----------|
| 1.Peter VÖGELE P+2L | | | | | | | |
| 1 | 1 | 2:11.892 | ... | 52.574 | 1:10.098 | 98.3 | 2:11.892 |
| 2 | 1 | 3:48.024 | 50.522 | 1:35.694 | 1:21.808 | 213.9 | 25:01.916 |
| 3 | 1 | 2:31.219 | 40.887 | 44.934 | 1:05.398 | 221.3 | 27:33.135 |
| 4 | 1 | 2:33.965 | 42.775 | 46.099 | 1:05.091 | 209.7 | 30:07.100 |
| 5 | 1 | 2:31.790 | 41.631 | 45.215 | 1:04.944 | 214.3 | 32:38.890 |
| 6 | 1 | 2:31.055 | 40.779 | 45.025 | 1:05.251 | 215.6 | 35:09.945 |
| 7 | 1 | 6:53.704 B | 41.195 | 46.456 | 5:26.053 | 219.5 | 42:03.649 |

| 49 Porsche 911 Carrera RS 3.0 1974 | | | | | | | |
|------------------------------------|---|-------------------|---------------|---------------|-----------------|-------|-----------|
| 1.Christophe FLORIN GT1 | | | | | | | |
| 1 | 1 | 3:51.243 | 1:39.626 | 55.316 | 1:16.301 | 103.7 | 3:51.243 |
| 2 | 1 | 2:45.442 | 45.950 | 49.599 | 1:09.893 | 184.3 | 6:36.685 |
| 3 | 1 | 2:43.121 | 45.004 | 49.247 | 1:08.870 | 195.7 | 9:19.806 |
| 4 | 1 | 2:41.128 | 43.837 | 49.228 | 1:08.063 | 199.6 | 12:00.934 |
| 5 | 1 | 2:45.563 | 45.533 | 50.862 | 1:09.168 | 191.5 | 14:46.497 |
| 6 | 1 | 2:40.557 | 43.935 | 48.877 | 1:07.745 | 197.4 | 17:27.054 |
| 7 | 1 | 2:41.197 | 44.473 | 48.882 | 1:07.842 | 195.7 | 20:08.251 |
| 8 | 1 | 4:17.630 B | 42.852 | 48.291 | 2:46.487 | 201.5 | 24:25.881 |
| 9 | 1 | 3:00.564 | 1:03.833 | 49.353 | 1:07.378 | 118.7 | 27:26.445 |
| 10 | 1 | 2:37.975 | 42.441 | 47.938 | 1:07.596 | 201.9 | 30:04.420 |
| 11 | 1 | 2:41.179 | 43.621 | 49.572 | 1:07.986 | 201.5 | 32:45.599 |
| 12 | 1 | 2:42.093 | 44.719 | 48.360 | 1:09.014 | 195.7 | 35:27.692 |
| 13 | 1 | 2:41.671 | 44.960 | 48.867 | 1:07.844 | 202.2 | 38:09.363 |
| 14 | 1 | 2:43.993 | 44.323 | 50.860 | 1:08.810 | 198.2 | 40:53.356 |
| 15 | 1 | 2:37.142 | 42.993 | 47.868 | 1:06.281 | 203.0 | 43:30.498 |
| 16 | 1 | 2:38.587 | 43.077 | 47.909 | 1:07.601 | 202.2 | 46:09.085 |

| 52 Chevron B16 1970 | | | | | | | |
|------------------------------|---|-------------------|---------------|---------------|-----------------|-------|-----------|
| 1.Francisco SA CARNEIRO P-2L | | | | | | | |
| 2.Antonio SIMOES | | | | | | | |
| 1 | 1 | 3:27.050 | 1:23.195 | 52.055 | 1:11.800 | 100.4 | 3:27.050 |
| 2 | 1 | 3:15.748 | 1:19.640 | 48.311 | 1:07.797 | 204.9 | 6:42.798 |
| 3 | 1 | 2:40.149 | 44.223 | 47.552 | 1:08.374 | 206.5 | 9:22.947 |
| 4 | 1 | 2:38.585 | 43.789 | 47.899 | 1:06.897 | 206.5 | 12:01.532 |
| 5 | 1 | 2:44.994 | 45.492 | 51.068 | 1:08.434 | 204.5 | 14:46.526 |
| 6 | 1 | 2:38.333 | 42.921 | 47.661 | 1:07.751 | 213.0 | 17:24.859 |
| 7 | 1 | 2:39.863 | 43.364 | 48.321 | 1:08.178 | 204.9 | 20:04.722 |
| 8 | 1 | 3:15.190 | 44.328 | 54.730 | 1:36.132 | 200.0 | 23:19.912 |
| 9 | 1 | 3:02.751 | 1:06.326 | 48.375 | 1:08.050 | 84.5 | 26:22.663 |
| 10 | 1 | 2:39.030 | 43.513 | 47.376 | 1:08.141 | 208.1 | 29:01.693 |
| 11 | 1 | 2:51.265 B | 43.818 | 48.459 | 1:18.988 | 202.2 | 31:52.958 |
| 12 | 2 | 5:11.428 | 3:16.354 | 46.045 | 1:09.029 | 90.4 | 37:04.386 |



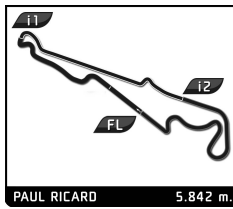
CLASSIC ENDURANCE RACING 1

DIX MILLE TOURS

QUALIFYING

Sector Analysis

| | | | | | | | | Personal Best | | | Session Best | | | B Crossing the finish line in pit lane | | |
|--|---|-----------|----------|----------|----------|----------|-----------|---------------|---|----------|--------------|----------|----------|--|----------|-----------|
| Lap | D | Time | Sector 1 | Sector 2 | Sector 3 | T. Spd | Elapsed | Lap | D | Time | Sector 1 | Sector 2 | Sector 3 | T. Spd | Elapsed | |
| 55 De Tomaso Pantera Gr. IV 1972 1.François HEBRARD 2.Sacha HEBRARD GT1 | | | | | | | | 13 | 2 | 3:06.048 | B | 53.985 | 54.615 | 1:17.448 | 215.1 | 40:10.434 |
| 1 | 1 | 4:15.532 | B | 1:44.109 | 1:03.380 | 1:28.043 | 101.9 | 4:15.532 | | | | | | | | |
| 59 Chevron B8 1969 1.Roger WHITESIDE P-2L | | | | | | | | 1 | 1 | 4:15.246 | 2:14.452 | 51.127 | 1:09.667 | 90.9 | 4:15.246 | |
| 2 | 1 | 2:42.035 | 46.105 | 48.722 | 1:07.208 | 186.2 | 6:57.281 | | | | | | | | | |
| 3 | 1 | 2:39.307 | 43.395 | 48.953 | 1:06.959 | 197.4 | 9:36.588 | | | | | | | | | |
| 4 | 1 | 2:36.064 | 43.458 | 47.204 | 1:05.402 | 198.2 | 12:12.652 | | | | | | | | | |
| 5 | 1 | 2:36.645 | 43.212 | 47.567 | 1:05.866 | 201.5 | 14:49.297 | | | | | | | | | |
| 6 | 1 | 2:36.194 | 42.637 | 48.110 | 1:05.447 | 206.5 | 17:25.491 | | | | | | | | | |
| 7 | 1 | 2:36.699 | 43.321 | 48.412 | 1:04.966 | 204.2 | 20:02.190 | | | | | | | | | |
| 8 | 1 | 3:24.906 | B | 43.078 | 48.592 | 1:53.236 | 202.6 | 23:27.096 | | | | | | | | |
| 9 | 1 | 6:24.604 | 4:21.265 | 49.480 | 1:13.859 | 94.4 | 29:51.700 | | | | | | | | | |
| 10 | 1 | 2:36.589 | 43.487 | 47.811 | 1:05.291 | 201.1 | 32:28.289 | | | | | | | | | |
| 11 | 1 | 2:35.571 | 42.827 | 47.027 | 1:05.717 | 202.6 | 35:03.860 | | | | | | | | | |
| 12 | 1 | 2:33.284 | 42.183 | 46.660 | 1:04.441 | 205.3 | 37:37.144 | | | | | | | | | |
| 13 | 1 | 2:34.679 | 42.202 | 47.498 | 1:04.979 | 203.8 | 40:11.823 | | | | | | | | | |
| 14 | 1 | 2:35.293 | 42.430 | 48.070 | 1:04.793 | 202.6 | 42:47.116 | | | | | | | | | |
| 15 | 1 | 2:33.212 | 42.266 | 46.175 | 1:04.771 | 200.0 | 45:20.328 | | | | | | | | | |
| 63 Porsche 911 Carrera RSR 3.0 1974 1.Didier DENAT GT1 | | | | | | | | 1 | 1 | 3:19.845 | 1:22.415 | 50.304 | 1:07.126 | 89.7 | 3:19.845 | |
| 2 | 1 | 2:35.322 | 42.955 | 46.502 | 1:05.865 | 202.6 | 5:55.167 | | | | | | | | | |
| 3 | 1 | 2:33.438 | 41.792 | 46.365 | 1:05.281 | 204.2 | 8:28.605 | | | | | | | | | |
| 4 | 1 | 2:33.000 | 41.484 | 46.074 | 1:05.442 | 202.2 | 11:01.605 | | | | | | | | | |
| 5 | 1 | 2:34.274 | 41.766 | 47.391 | 1:05.117 | 200.7 | 13:35.879 | | | | | | | | | |
| 6 | 1 | 2:32.553 | 41.613 | 46.132 | 1:04.808 | 203.0 | 16:08.432 | | | | | | | | | |
| 7 | 1 | 2:42.170 | 42.599 | 48.539 | 1:11.032 | 201.5 | 18:50.602 | | | | | | | | | |
| 8 | 1 | 12:58.649 | B | 44.521 | 51.025 | ... | 193.2 | 31:49.251 | | | | | | | | |
| 68 Porsche 911 Carrera RSR 3.0 1974 1.Luca LITTARDI 2.Claudio RODDARO GT1 | | | | | | | | 1 | 2 | 3:04.839 | 1:09.833 | 48.608 | 1:06.398 | 101.1 | 3:04.839 | |
| 2 | 2 | 2:33.129 | 42.277 | 46.249 | 1:04.603 | 206.5 | 5:37.968 | | | | | | | | | |
| 3 | 2 | 2:34.381 | 42.595 | 46.288 | 1:05.498 | 209.7 | 8:12.349 | | | | | | | | | |
| 4 | 2 | 2:58.069 | B | 44.200 | 49.124 | 1:24.745 | 191.5 | 11:10.418 | | | | | | | | |
| 5 | 1 | 5:28.343 | 3:27.796 | 49.232 | 1:11.315 | 108.1 | 16:38.761 | | | | | | | | | |
| 6 | 1 | 2:45.091 | 47.066 | 48.109 | 1:09.916 | 157.0 | 19:23.852 | | | | | | | | | |
| 7 | 1 | 3:00.228 | 44.571 | 50.385 | 1:25.272 | 187.5 | 22:24.080 | | | | | | | | | |
| 8 | 1 | 3:34.039 | 1:16.781 | 1:05.057 | 1:12.201 | 85.1 | 25:58.119 | | | | | | | | | |
| 9 | 1 | 2:37.279 | 43.553 | 47.147 | 1:06.579 | 206.9 | 28:35.398 | | | | | | | | | |
| 10 | 1 | 2:38.071 | 43.698 | 46.928 | 1:07.445 | 200.4 | 31:13.469 | | | | | | | | | |
| 11 | 1 | 2:38.928 | 43.486 | 48.324 | 1:07.118 | 204.9 | 33:52.397 | | | | | | | | | |
| 12 | 1 | 2:39.605 | 43.178 | 48.238 | 1:08.189 | 200.4 | 36:32.002 | | | | | | | | | |
| 13 | 1 | 2:36.787 | 43.301 | 47.175 | 1:06.311 | 202.2 | 39:08.789 | | | | | | | | | |
| 14 | 1 | 2:37.528 | 42.854 | 47.002 | 1:07.672 | 202.6 | 41:46.317 | | | | | | | | | |
| 15 | 1 | 2:36.462 | 42.273 | 46.860 | 1:07.329 | 198.5 | 44:22.779 | | | | | | | | | |
| 16 | 1 | 2:38.317 | 42.746 | 47.426 | 1:08.145 | 204.5 | 47:01.096 | | | | | | | | | |
| 70 Lola T70 Mk III B 1969 1.Pierre-Alain FRANCE P+2L | | | | | | | | 1 | 1 | 5:36.518 | 3:38.049 | 49.868 | 1:08.601 | 115.1 | 5:36.518 | |
| 72 Chevron B16 1970 1.Didier ROBIN 2.Maxime ROBIN P-2L | | | | | | | | 2 | 1 | 2:32.110 | 40.989 | 43.154 | 1:07.967 | 216.0 | 8:08.628 | |
| 3 | 1 | 3:07.190 | B | 56.245 | 49.068 | 1:21.877 | 115.6 | 11:15.818 | | | | | | | | |
| 1 | 2 | 3:20.815 | 1:28.483 | 47.178 | 1:05.154 | 114.3 | 3:20.815 | | | | | | | | | |
| 2 | 2 | 2:30.890 | 41.412 | 45.368 | 1:04.110 | 218.6 | 5:51.705 | | | | | | | | | |
| 3 | 2 | 2:21.797 | 38.894 | 43.504 | 59.399 | 217.3 | 8:13.502 | | | | | | | | | |
| 4 | 2 | 4:12.269 | B | 40.625 | 45.428 | 2:46.216 | 206.1 | 12:25.771 | | | | | | | | |
| 5 | 2 | 2:45.072 | 57.135 | 45.369 | 1:02.568 | 132.0 | 15:10.843 | | | | | | | | | |
| 6 | 2 | 5:07.675 | B | 38.445 | 42.669 | 3:46.561 | 217.3 | 20:18.518 | | | | | | | | |
| 7 | 1 | 4:14.033 | 1:19.239 | 1:19.903 | 1:34.891 | 97.7 | 24:32.551 | | | | | | | | | |
| 8 | 1 | 2:36.883 | 43.206 | 48.825 | 1:04.852 | 203.0 | 27:09.434 | | | | | | | | | |
| 9 | 1 | 2:34.814 | 42.742 | 46.629 | 1:05.443 | 200.0 | 29:44.248 | | | | | | | | | |
| 10 | 1 | 2:32.109 | 41.614 | 46.061 | 1:04.434 | 210.1 | 32:16.357 | | | | | | | | | |
| 11 | 1 | 2:31.273 | 41.522 | 45.906 | 1:03.845 | 210.5 | 34:47.630 | | | | | | | | | |
| 12 | 1 | 2:30.447 | 41.094 | 45.795 | 1:03.558 | 211.4 | 37:18.077 | | | | | | | | | |
| 13 | 1 | 2:30.368 | 41.100 | 45.196 | 1:04.072 | 210.5 | 39:48.445 | | | | | | | | | |
| 14 | 1 | 2:30.322 | 41.552 | 45.259 | 1:03.511 | 210.5 | 42:18.767 | | | | | | | | | |
| 15 | 1 | 2:30.711 | 40.921 | 45.850 | 1:03.940 | 213.0 | 44:49.478 | | | | | | | | | |
| 16 | 1 | 2:31.936 | 41.991 | 46.240 | 1:03.705 | 210.9 | 47:21.414 | | | | | | | | | |
| 75 Chevron B16 1970 1.Ted TUPPEN P-2L | | | | | | | | 1 | 1 | 3:30.999 | 1:32.596 | 48.452 | 1:09.951 | 114.5 | 3:30.999 | |
| 2 | 1 | 2:35.718 | 42.645 | 46.092 | 1:06.981 | 202.2 | 6:06.717 | | | | | | | | | |
| 3 | 1 | 2:32.851 | 42.312 | 46.277 | 1:04.262 | 213.9 | 8:39.568 | | | | | | | | | |
| 4 | 1 | 2:30.602 | 40.894 | 45.827 | 1:03.881 | 216.0 | 11:10.170 | | | | | | | | | |
| 5 | 1 | 2:30.273 | 40.421 | 45.343 | 1:04.509 | 222.2 | 13:40.443 | | | | | | | | | |
| 6 | 1 | 2:30.616 | 41.546 | 44.885 | 1:04.185 | 222.2 | 16:11.059 | | | | | | | | | |
| 7 | 1 | 5:35.269 | B | 41.007 | 45.868 | 4:08.394 | 221.8 | 21:46.328 | | | | | | | | |
| 8 | 1 | 3:24.632 | 1:03.687 | 1:07.120 | 1:13.825 | 104.9 | 25:10.960 | | | | | | | | | |
| 9 | 1 | 2:32.131 | 41.911 | 46.621 | 1:03.599 | 220.0 | 27:43.091 | | | | | | | | | |
| 10 | 1 | 2:32.015 | 42.974 | 45.335 | 1:03.760 | 201.9 | 30:15.106 | | | | | | | | | |
| 11 | 1 | 2:30.874 | 40.558 | 45.678 | 1:04.638 | 216.4 | 32:45.980 | | | | | | | | | |
| 12 | 1 | 5:35.753 | B | 41.703 | 1:01.837 | 3:52.213 | 210.9 | 38:21.733 | | | | | | | | |
| 79 Porsche 911 Carrera RS 3.0 (C) 1975 1.Brice PINEAU 2.Olivier MUYTJENS GT1 | | | | | | | | 1 | 1 | 3:10.387 | 1:03.704 | 53.171 | 1:13.512 | 103.3 | 3:10.387 | |
| 2 | 1 | 2:52.100 | 46.621 | 52.079 | 1:13.400 | 172.2 | 6:02.487 | | | | | | | | | |
| 3 | 1 | 4:26.217 | B | 46.558 | 51.787 | 2:47.872 | 198.2 | 10:28.704 | | | | | | | | |
| 4 | 2 | 3:10.628 | 1:07.337 | 49.512 | 1:13.779 | 118.0 | 13:39.332 | | | | | | | | | |
| 5 | 2 | 2:32.650 | 41.661 | 45.473 | 1:05.516 | 213.0 | 16:11.982 | | | | | | | | | |
| 6 | 2 | 4:42.463 | B | 41.918 | 48.380 | 3:12.165 | 213.9 | 20:54.445 | | | | | | | | |
| 7 | 1 | 4:13.001 | 1:14.054 | 1:32.792 | 1:26.155 | 109.3 | 25:07.446 | | | | | | | | | |
| 8 | 1 | 2:42.528 | 45.065 | 48.137 | 1:09.326 | 184.3 | 27:49.974 | | | | | | | | | |
| 9 | 1 | 2:41.670 | 44.271 | 48.271 | 1:09.128 | 211.4 | 30:31.644 | | | | | | | | | |
| 10 | 1 | 2:41.553 | 44.315 | 47.922 | 1:09.316 | 202.6 | 33:13.197 | | | | | | | | | |
| 11 | 1 | 2:41.030 | 44.049 | 48.230 | 1:08.751 | 203.8 | 35:54.227 | | | | | | | | | |
| 12 | 1 | 2:42.476 | 44.571 | 48.118 | 1:09.787 | 203.8 | 38:36.703 | | | | | | | | | |
| 13 | 1 | 2:41.386 | 43.835 | 48.156 | 1:09.395 | 203.8 | 41:18.089 | | | | | | | | | |
| 14 | 1 | 2:41.676 | 45.014 | 48.393 | 1:08.269 | 200.4 | 43:59.765 | | | | | | | | | |
| 95 Porsche 911 Carrera RSR 3.0 1974 1.Michel SPEYER 2.Nicolas CIAMIN GT1 | | | | | | | | 1 | 1 | 3:15.490 | 1:12.023 | 52.972 | 1:10.495 | 102.0 | 3:15.490 | |



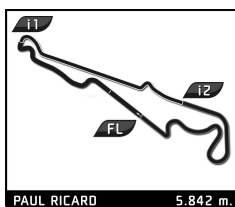
CLASSIC ENDURANCE RACING 1

DIX MILLE TOURS

QUALIFYING

Sector Analysis

| | | | | | | | ■ Personal Best ■ Session Best ■ Crossing the finish line in pit lane | | | | | | | | |
|--|---|--------------------|----------|----------|----------|--------|--|-----|---|-------------------|----------|----------|----------|--------|-----------|
| Lap | D | Time | Sector 1 | Sector 2 | Sector 3 | T. Spd | Elapsed | Lap | D | Time | Sector 1 | Sector 2 | Sector 3 | T. Spd | Elapsed |
| 2 | 1 | 2:38.235 | 44.282 | 46.908 | 1:07.045 | 203.8 | 5:53.725 | 3 | 1 | 4:29.386 | 2:44.164 | 43.882 | 1:01.340 | 106.1 | 26:46.612 |
| 3 | 1 | 2:40.782 B | 44.460 | 46.788 | 1:09.534 | 208.9 | 8:34.507 | 4 | 1 | 2:19.146 | 37.667 | 41.964 | 59.515 | 252.3 | 29:05.758 |
| 4 | 1 | 6:23.297 | 4:30.078 | 46.961 | 1:06.258 | 120.3 | 14:57.804 | 5 | 1 | 2:18.067 | 38.006 | 41.241 | 58.820 | 248.8 | 31:23.825 |
| 5 | 1 | 2:37.111 | 42.331 | 47.956 | 1:06.824 | 211.4 | 17:34.915 | 6 | 1 | 2:17.750 | 37.860 | 40.813 | 59.077 | 252.3 | 33:41.575 |
| 6 | 1 | 2:44.208 B | 42.301 | 49.093 | 1:12.814 | 207.7 | 20:19.123 | 7 | 1 | 2:16.726 | 37.323 | 40.863 | 58.540 | 252.3 | 35:58.301 |
| 7 | 2 | 13:04.220 | ... | 1:11.495 | 1:17.467 | 92.0 | 33:23.343 | 8 | 1 | 3:01.735 B | 45.182 | 53.948 | 1:22.605 | 186.2 | 39:00.036 |
| 8 | 2 | 3:13.143 B | 50.354 | 57.892 | 1:24.897 | 173.9 | 36:36.486 | | | | | | | | |
| 97 Chevron B19 1971 | | | | | | | | | | | | | | | |
| 1. Emmanuel BRIGAND P+2L | | | | | | | | | | | | | | | |
| 1 | 1 | 2:39.759 | 54.412 | 44.530 | 1:00.817 | 111.2 | 2:39.759 | | | | | | | | |
| 2 | 1 | 2:22.712 | 39.232 | 43.009 | 1:00.471 | 219.1 | 5:02.471 | | | | | | | | |
| 3 | 1 | 2:20.923 | 38.292 | 42.762 | 59.869 | 220.4 | 7:23.394 | | | | | | | | |
| 4 | 1 | 2:20.525 | 38.640 | 42.257 | 59.628 | 222.2 | 9:43.919 | | | | | | | | |
| 5 | 1 | 2:20.514 | 38.254 | 41.998 | 1:00.262 | 222.7 | 12:04.433 | | | | | | | | |
| 6 | 1 | 2:44.928 B | 42.910 | 49.200 | 1:12.818 | 220.4 | 14:49.361 | | | | | | | | |
| 7 | 1 | 4:12.657 | 2:30.003 | 42.959 | 59.695 | 114.0 | 19:02.018 | | | | | | | | |
| 8 | 1 | 2:19.516 | 38.092 | 42.108 | 59.316 | 221.8 | 21:21.534 | | | | | | | | |
| 9 | 1 | 3:38.508 | 47.754 | 1:32.690 | 1:18.064 | 220.4 | 25:00.042 | | | | | | | | |
| 10 | 1 | 2:20.415 | 37.898 | 42.375 | 1:00.142 | 219.1 | 27:20.457 | | | | | | | | |
| 11 | 1 | 2:20.328 | 38.634 | 42.581 | 59.113 | 221.8 | 29:40.785 | | | | | | | | |
| 12 | 1 | 2:19.476 | 38.305 | 42.030 | 59.141 | 220.9 | 32:00.261 | | | | | | | | |
| 13 | 1 | 2:21.505 | 38.412 | 43.631 | 59.462 | 221.8 | 34:21.766 | | | | | | | | |
| 14 | 1 | 2:20.018 | 38.432 | 42.331 | 59.255 | 221.3 | 36:41.784 | | | | | | | | |
| 15 | 1 | 3:18.085 B | 50.902 | 59.503 | 1:27.680 | 167.4 | 39:59.869 | | | | | | | | |
| 99 Lola T70 Mk III 1967 | | | | | | | | | | | | | | | |
| 1. Nick CHESTER P+2L | | | | | | | | | | | | | | | |
| 1 | 1 | 3:58.767 | 2:07.655 | 45.703 | 1:05.409 | 92.5 | 3:58.767 | | | | | | | | |
| 2 | 1 | 2:24.229 | 39.706 | 43.209 | 1:01.314 | 237.9 | 6:22.996 | | | | | | | | |
| 3 | 1 | 2:23.666 | 39.059 | 42.159 | 1:02.448 | 233.3 | 8:46.662 | | | | | | | | |
| 4 | 1 | 2:21.364 | 38.293 | 41.311 | 1:01.760 | 229.3 | 11:08.026 | | | | | | | | |
| 5 | 1 | 2:23.067 | 38.246 | 42.523 | 1:02.298 | 247.1 | 13:31.093 | | | | | | | | |
| 6 | 1 | 2:21.071 | 38.066 | 42.667 | 1:00.338 | 254.7 | 15:52.164 | | | | | | | | |
| 7 | 1 | 2:20.962 | 38.650 | 41.973 | 1:00.339 | 254.1 | 18:13.126 | | | | | | | | |
| 8 | 1 | 2:19.839 | 37.947 | 41.426 | 1:00.466 | 254.1 | 20:32.965 | | | | | | | | |
| 9 | 1 | 12:00.405 B | 40.168 | 50.071 | ... | 259.0 | 32:33.370 | | | | | | | | |
| 10 | 1 | 2:56.760 | 59.752 | 51.514 | 1:05.494 | 129.7 | 35:30.130 | | | | | | | | |
| 11 | 1 | 2:23.434 | 40.179 | 41.699 | 1:01.556 | 204.9 | 37:53.564 | | | | | | | | |
| 12 | 1 | 2:20.174 | 38.560 | 41.191 | 1:00.423 | 246.6 | 40:13.738 | | | | | | | | |
| 13 | 1 | 2:20.443 | 38.601 | 41.371 | 1:00.471 | 254.1 | 42:34.181 | | | | | | | | |
| 14 | 1 | 2:19.678 | 38.024 | 41.138 | 1:00.516 | 249.4 | 44:53.859 | | | | | | | | |
| 15 | 1 | 2:23.094 | 39.778 | 42.391 | 1:00.925 | 233.8 | 47:16.953 | | | | | | | | |
| 106 Porsche 911 Carrera RSR 2.8L 1973 | | | | | | | | | | | | | | | |
| 1. Kurt THIEL GT1 | | | | | | | | | | | | | | | |
| 1 | 1 | 3:18.691 | 1:11.040 | 53.234 | 1:14.417 | 98.5 | 3:18.691 | | | | | | | | |
| 2 | 1 | 2:47.427 | 49.479 | 49.285 | 1:08.663 | 189.5 | 6:06.118 | | | | | | | | |
| 3 | 1 | 3:26.270 B | 44.882 | 50.575 | 1:50.813 | 193.5 | 9:32.388 | | | | | | | | |
| 4 | 1 | 2:59.507 | 1:01.767 | 49.105 | 1:08.635 | 110.3 | 12:31.895 | | | | | | | | |
| 5 | 1 | 2:40.809 | 43.326 | 48.136 | 1:09.347 | 193.5 | 15:12.704 | | | | | | | | |
| 6 | 1 | 3:04.563 B | 45.235 | 51.272 | 1:28.056 | 182.4 | 18:17.267 | | | | | | | | |
| 110 Lola T70 Mk III 1967 | | | | | | | | | | | | | | | |
| 1. Philippe GIAUQUE P+2L | | | | | | | | | | | | | | | |
| 1 | 1 | 19:28.045 | ... | 50.309 | 1:03.842 | 96.1 | 19:28.045 | | | | | | | | |
| 2 | 1 | 2:49.181 B | 37.786 | 48.498 | 1:22.897 | 250.0 | 22:17.226 | | | | | | | | |
| 114 Porsche 908/03 1971 | | | | | | | | | | | | | | | |
| 1. Henrique GEMPERLE P+2L | | | | | | | | | | | | | | | |
| 2. Marc de SIEBENTHAL | | | | | | | | | | | | | | | |
| 1 | 2 | 2:49.195 | 55.091 | 51.947 | 1:02.157 | 98.2 | 2:49.195 | | | | | | | | |
| 2 | 2 | 2:16.149 | 37.581 | 41.105 | 57.463 | 223.6 | 5:05.344 | | | | | | | | |
| 3 | 2 | 2:16.424 | 37.600 | 40.996 | 57.828 | 227.4 | 7:21.768 | | | | | | | | |
| 4 | 2 | 2:15.490 | 37.334 | 40.927 | 57.229 | 227.8 | 9:37.258 | | | | | | | | |
| 5 | 2 | 2:21.812 | 37.237 | 40.674 | 1:03.901 | 227.8 | 11:59.070 | | | | | | | | |
| 6 | 2 | 4:31.783 B | 43.319 | 51.445 | 2:57.019 | 180.0 | 16:30.853 | | | | | | | | |
| 7 | 1 | 2:53.453 | 1:05.103 | 44.430 | 1:03.920 | 98.2 | 19:24.306 | | | | | | | | |
| 8 | 1 | 2:24.182 | 39.423 | 43.456 | 1:01.303 | 220.9 | 21:48.488 | | | | | | | | |
| 9 | 1 | 3:19.176 | 55.812 | 1:09.242 | 1:14.122 | 128.6 | 25:07.664 | | | | | | | | |
| 10 | 1 | 2:22.159 | 39.092 | 42.572 | 1:00.495 | 215.6 | 27:29.823 | | | | | | | | |
| 11 | 1 | 4:52.326 B | 45.566 | 53.522 | 3:13.238 | 187.2 | 32:22.149 | | | | | | | | |
| 12 | 1 | 2:56.171 | 1:03.151 | 50.297 | 1:02.723 | 93.3 | 35:18.320 | | | | | | | | |
| 13 | 1 | 2:31.202 | 39.811 | 43.256 | 1:08.135 | 222.2 | 37:49.522 | | | | | | | | |
| 14 | 1 | 2:24.286 | 39.732 | 43.002 | 1:01.552 | 216.0 | 40:13.808 | | | | | | | | |
| 15 | 1 | 6:28.847 B | 48.007 | 52.393 | 4:48.447 | 155.4 | 46:42.655 | | | | | | | | |
| 124 Lola T70 Mk III B (C) 1968 | | | | | | | | | | | | | | | |
| 1. Olivier BREITMAYER P+2L | | | | | | | | | | | | | | | |
| 2. Emile BREITMAYER | | | | | | | | | | | | | | | |
| 1 | 1 | 3:22.238 | 1:26.633 | 48.552 | 1:07.053 | 109.2 | 3:22.238 | | | | | | | | |
| 2 | 1 | 2:32.624 | 43.786 | 44.409 | 1:04.429 | 217.7 | 5:54.862 | | | | | | | | |
| 3 | 1 | 2:24.097 | 40.092 | 42.520 | 1:01.485 | 243.2 | 8:18.959 | | | | | | | | |
| 4 | 1 | 2:41.257 B | 41.495 | 43.285 | 1:16.477 | 201.1 | 11:00.216 | | | | | | | | |
| 5 | 2 | 4:35.897 | 2:50.723 | 42.815 | 1:02.359 | 125.0 | 15:36.113 | | | | | | | | |
| 6 | 2 | 2:22.059 | 39.395 | 42.043 | 1:00.621 | 231.3 | 17:58.172 | | | | | | | | |
| 7 | 2 | 2:20.987 | 38.488 | 41.721 | 1:00.778 | 240.0 | 20:19.159 | | | | | | | | |
| 8 | 2 | 3:12.526 B | 38.397 | 46.775 | 1:47.354 | 234.8 | 23:31.685 | | | | | | | | |
| 9 | 2 | 4:54.135 | 3:11.294 | 42.368 | 1:00.473 | 134.8 | 28:25.820 | | | | | | | | |
| 10 | 2 | 2:22.825 | 39.520 | 42.599 | 1:00.706 | 227.4 | 30:48.645 | | | | | | | | |
| 11 | 2 | 2:19.896 | 38.206 | 41.701 | 59.989 | 244.9 | 33:08.541 | | | | | | | | |
| 12 | 2 | 2:21.095 | 38.242 | 41.497 | 1:01.356 | 248.3 | 35:29.636 | | | | | | | | |
| 13 | 2 | 2:20.362 | 39.852 | 41.386 | 59.124 | 203.0 | 37:49.998 | | | | | | | | |
| 14 | 2 | 2:18.115 | 37.834 | 40.935 | 59.346 | 248.8 | 40:08.113 | | | | | | | | |
| 15 | 2 | 2:17.618 | 37.869 | 41.379 | 58.370 | 247.1 | 42:25.731 | | | | | | | | |
| 16 | 2 | 2:44.025 B | 40.818 | 46.988 | 1:16.219 | 246.6 | 45:09.756 | | | | | | | | |
| 163 Chevron B8 1968 | | | | | | | | | | | | | | | |
| 1. Patrick JACK P-2L | | | | | | | | | | | | | | | |
| 2. Rory JACK | | | | | | | | | | | | | | | |
| 1 | 1 | 2:58.241 | 1:06.448 | 47.127 | 1:04.666 | 102.1 | 2:58.241 | | | | | | | | |
| 2 | 1 | 2:26.865 | 40.623 | 44.697 | 1:01.545 | 209.7 | 5:25.106 | | | | | | | | |
| 3 | 1 | 2:24.447 | 39.392 | 44.036 | 1:01.019 | 213.4 | 7:49.553 | | | | | | | | |
| 4 | 1 | 2:24.337 | 39.906 | 43.664 | 1:00.767 | 212.6 | 10:13.890 | | | | | | | | |
| 5 | 1 | 2:25.106 | 39.337 | 44.026 | 1:01.743 | 211.8 | 12:38.996 | | | | | | | | |
| 6 | 1 | 4:44.637 B | 40.187 | 45.838 | 3:18.612 | 211.8 | 17:23.633 | | | | | | | | |
| 7 | 2 | 2:52.632 | 1:00.697 | 46.792 | 1:05.143 | 117.9 | 20:16.265 | | | | | | | | |
| 8 | 2 | 3:04.125 | 40.411 | 48.558 | 1:35.156 | 206.1 | 23:20.390 | | | | | | | | |
| 9 | 2 | 2:55.800 | 1:04.560 | 46.408 | 1:04.832 | 83.5 | 26:16.190 | | | | | | | | |
| 10 | 2 | 2:27.221 | 41.007 | 43.909 | 1:02.305 | 206.5 | 28:43.411 | | | | | | | | |
| 11 | 2 | 2:25.641 | 40.334 | 43.396 | 1:01.911 | 210.9 | 31:09.052 | | | | | | | | |



CLASSIC ENDURANCE RACING 1

DIX MILLE TOURS

QUALIFYING

Sector Analysis

■ Personal Best ■ Session Best B Crossing the finish line in pit lane

| Lap | D | Time | Sector 1 | Sector 2 | Sector 3 | T. Spd | Elapsed | Lap | D | Time | Sector 1 | Sector 2 | Sector 3 | T. Spd | Elapsed |
|-----|---|-----------|----------|----------|----------|--------|---------|-----------|---|------|----------|----------|----------|--------|---------|
| 12 | 2 | 14:39.760 | B | 42.352 | 47.086 | ... | 209.7 | 45:48.812 | | | | | | | |

| 186 | | Porsche 911 Carrera RSR 2.8 1973 | | | | | | | | | | | | | |
|-----|---|----------------------------------|----------|----------|----------|----------|-----------|-----------|--|--|--|--|--|--|--|
| | | 1.S?bastien EBERHARD GT1 | | | | | | | | | | | | | |
| | | 2.Eric ZUCCATTI | | | | | | | | | | | | | |
| 1 | 1 | 3:27.675 | 1:29.039 | 49.988 | 1:08.648 | 113.0 | 3:27.675 | | | | | | | | |
| 2 | 1 | 2:38.576 | 43.886 | 47.682 | 1:07.008 | 204.2 | 6:06.251 | | | | | | | | |
| 3 | 1 | 2:37.606 | 44.083 | 47.185 | 1:06.338 | 203.0 | 8:43.857 | | | | | | | | |
| 4 | 1 | 2:37.262 | 42.673 | 47.203 | 1:07.386 | 203.8 | 11:21.119 | | | | | | | | |
| 5 | 1 | 2:37.858 | 43.033 | 46.897 | 1:07.928 | 200.7 | 13:58.977 | | | | | | | | |
| 6 | 1 | 5:39.837 | B | 45.054 | 48.043 | 4:06.740 | 197.1 | 19:38.814 | | | | | | | |
| 7 | 1 | 4:34.369 | B | 1:05.298 | 51.523 | 2:37.548 | 112.4 | 24:13.183 | | | | | | | |
| 8 | 1 | 3:06.019 | 1:07.592 | 48.377 | 1:10.050 | 96.9 | 27:19.202 | | | | | | | | |
| 9 | 1 | 2:43.564 | 44.722 | 50.611 | 1:08.231 | 182.4 | 30:02.766 | | | | | | | | |
| 10 | 1 | 2:42.014 | 44.363 | 49.153 | 1:08.498 | 197.1 | 32:44.780 | | | | | | | | |
| 11 | 1 | 2:41.153 | 44.611 | 48.646 | 1:07.896 | 194.6 | 35:25.933 | | | | | | | | |
| 12 | 1 | 2:41.767 | 45.609 | 48.119 | 1:08.039 | 186.2 | 38:07.700 | | | | | | | | |
| 13 | 1 | 2:42.028 | 44.655 | 48.935 | 1:08.438 | 194.2 | 40:49.728 | | | | | | | | |
| 14 | 1 | 2:39.741 | 44.172 | 48.016 | 1:07.553 | 196.4 | 43:29.469 | | | | | | | | |
| 15 | 1 | 3:21.026 | B | 50.618 | 1:01.160 | 1:29.248 | 147.9 | 46:50.495 | | | | | | | |

| 214 | | McLaren M8C (C) 1970 | | | | | | | | | | | | | |
|-----|---|-----------------------|----------|----------|----------|----------|-----------|-----------|--|--|--|--|--|--|--|
| | | 1.Stefano ROSINA P+2L | | | | | | | | | | | | | |
| 1 | 1 | 3:44.299 | 1:56.064 | 44.576 | 1:03.659 | 134.3 | 3:44.299 | | | | | | | | |
| 2 | 1 | 2:23.124 | 39.121 | 42.432 | 1:01.571 | 229.3 | 6:07.423 | | | | | | | | |
| 3 | 1 | 9:13.556 | B | 40.294 | 45.378 | 7:47.884 | 227.8 | 15:20.979 | | | | | | | |
| 4 | 1 | 5:10.570 | B | 1:05.746 | 44.150 | 3:20.674 | 113.0 | 20:31.549 | | | | | | | |
| 5 | 1 | 3:59.059 | 1:04.747 | 1:19.431 | 1:34.881 | 130.1 | 24:30.608 | | | | | | | | |
| 6 | 1 | 3:41.608 | B | 39.495 | 56.439 | 2:05.674 | 218.6 | 28:12.216 | | | | | | | |