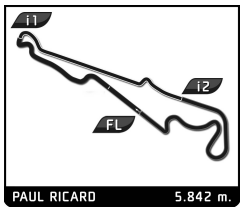

CLASSIC ENDURANCE RACING 1
DIX MILLE TOURS
PRIVATE PRACTICE

Sector Analysis

Personal Best | Session Best | **B** Crossing the finish line in pit lane

2 — Lola T210 1970
1.Frank JACOB
2.Arnd MEIER
P-2L

Lap	D	Time	Sector 1	Sector 2	Sector 3	T. Spd	Elapsed
1	1	2:53.768	1:07.742	44.516	1:01.510	107.9	2:53.768
2	1	2:26.861	38.758	41.488	1:06.615	225.0	5:20.629
3	1	2:20.831	40.728	41.846	58.257	223.1	7:41.460
4	1	2:18.146	37.399	42.167	58.580	225.5	9:59.606
5	1	2:17.624	37.526	41.602	58.496	225.9	12:17.230
6	1	2:37.672 B	40.485	43.951	1:13.236	224.1	14:54.902
7	1	6:09.730	4:20.160	45.937	1:03.633	96.2	21:04.632
8	1	2:25.654	40.431	42.904	1:02.319	220.0	23:30.286
9	1	2:24.894	40.562	42.977	1:01.355	220.4	25:55.180
10	1	2:24.384	39.787	42.938	1:01.659	222.7	28:19.564
11	1	2:24.881	40.557	42.783	1:01.541	218.6	30:44.445
12	1	2:26.062	40.399	43.067	1:02.596	220.9	33:10.507
13	1	3:09.609 B	46.536	55.740	1:27.333	173.6	36:20.116
14	1	6:49.211	5:04.914	43.063	1:01.234	118.7	43:09.327
15	1	2:24.490	40.144	43.333	1:01.013	220.0	45:33.817

3 — Chevrolet Corvette C3 1971
1.Gilles RIVOALLON
GT1

Lap	D	Time	Sector 1	Sector 2	Sector 3	T. Spd	Elapsed
1	1	4:27.742	2:16.669	56.129	1:14.944	95.2	4:27.742
2	1	2:51.834	47.969	51.012	1:12.853	154.7	7:19.576
3	1	2:50.167	46.904	51.443	1:11.820	169.3	10:09.743
4	1	2:51.158	47.436	49.936	1:13.786	156.5	13:00.901
5	1	2:49.234	46.805	50.317	1:12.112	166.9	15:50.135
6	1	2:53.707	47.586	53.781	1:12.340	175.3	18:43.842
7	1	2:49.930	46.290	50.449	1:13.191	174.2	21:33.772
8	1	2:48.762	47.281	49.933	1:11.548	163.4	24:22.534
9	1	2:54.386 B	46.603	49.612	1:18.171	167.7	27:16.920
10	1	3:56.815	1:56.284	49.444	1:11.087	117.3	31:13.735
11	1	2:50.622	48.002	50.687	1:11.933	155.4	34:04.357
12	1	2:43.373	46.963	44.912	1:11.498	183.7	36:47.730
13	1	2:45.555	46.051	48.988	1:10.516	177.0	39:33.285
14	1	2:47.616	45.581	49.981	1:12.054	182.4	42:20.901
15	1	2:47.468	46.884	49.047	1:11.537	165.9	45:08.369

7 — Lola T70 Mk III B 1969
1.Toni SEILER
P+2L

Lap	D	Time	Sector 1	Sector 2	Sector 3	T. Spd	Elapsed
1	1	3:33.711	1:42.538	48.563	1:02.610	108.5	3:33.711
2	1	2:26.212	39.677	44.977	1:01.558	220.4	5:59.923
3	1	2:20.748	38.678	41.708	1:00.362	220.9	8:20.671
4	1	2:19.283	38.643	41.717	58.923	227.8	10:39.954
5	1	2:18.368	38.017	41.053	59.298	238.9	12:58.322
6	1	7:06.392 B	39.750	44.226	5:42.416	208.5	20:04.714
7	1	2:58.306	1:08.557	48.138	1:01.611	110.7	23:03.020
8	1	2:19.315	38.574	42.145	58.596	226.4	25:22.335
9	1	2:19.756	38.887	41.347	59.522	234.8	27:42.091
10	1	2:17.685	37.871	40.668	59.146	233.3	29:59.776
11	1	5:34.394 B	41.597	48.182	4:04.615	192.9	35:34.170

9 — Porsche 911 Carrera RSR 3.0 (C) 1974
1.Jean-Claude TORRE
GT1

Lap	D	Time	Sector 1	Sector 2	Sector 3	T. Spd	Elapsed
1	1	4:47.419	2:40.156	54.246	1:13.017	79.1	4:47.419
2	1	2:47.871	47.582	50.627	1:09.662	167.4	7:35.290
3	1	2:40.480	43.548	49.793	1:07.139	200.7	10:15.770
4	1	2:39.942	43.098	49.066	1:07.778	199.6	12:55.712
5	1	2:38.654	44.013	47.895	1:06.746	201.5	15:34.366
6	1	2:41.193	44.622	49.201	1:07.370	201.5	18:15.559
7	1	2:46.556	43.765	53.544	1:09.247	199.6	21:02.115
8	1	2:42.341	45.969	48.756	1:07.616	193.2	23:44.456
9	1	2:40.295	44.191	47.182	1:08.922	190.5	26:24.751
10	1	2:40.909	44.865	48.482	1:07.562	195.3	29:05.660
11	1	2:38.720	42.929	47.110	1:08.681	199.6	31:44.380
12	1	2:39.886	43.241	47.366	1:09.279	203.0	34:24.266
13	1	2:36.148	43.129	46.468	1:06.551	203.8	37:00.414
14	1	2:36.638	43.528	47.159	1:05.951	201.1	39:37.052
15	1	2:41.431	43.466	48.228	1:09.737	197.8	42:18.483

14 — Lola T212 1971
1.Mauro POPONCINI
P-2L

Lap	D	Time	Sector 1	Sector 2	Sector 3	T. Spd	Elapsed
1	1	3:27.900	1:20.740	53.660	1:13.500	95.7	3:27.900
2	1	2:38.690	44.971	48.312	1:05.407	189.5	6:06.590
3	1	2:38.834	44.877	47.126	1:06.831	184.9	8:45.424
4	1	2:37.649	48.108	45.436	1:04.105	168.2	11:23.073
5	1	2:32.484	43.624	44.495	1:04.365	183.4	13:55.557
6	1	2:29.073	41.979	43.813	1:03.281	203.8	16:24.630
7	1	2:34.245	42.033	47.573	1:04.639	208.1	18:58.875
8	1	2:43.567 B	41.650	44.587	1:17.330	214.3	21:42.442
9	1	5:26.800	3:36.715	46.678	1:03.407	126.2	27:09.242
10	1	2:27.136	41.225	42.837	1:03.074	215.6	29:36.378
11	1	2:26.627	40.568	43.628	1:02.431	210.5	32:03.005
12	1	2:29.572	40.256	43.552	1:05.764	214.3	34:32.577
13	1	2:27.304	41.163	43.555	1:02.586	210.1	36:59.881
14	1	2:27.428	40.973	43.135	1:03.320	214.3	39:27.309
15	1	2:27.013	41.870	43.525	1:01.618	211.8	41:54.322
16	1	2:41.820 B	41.525	43.369	1:16.926	217.3	44:36.142

15 — Chevron B19 1971
1.Nigel GREENSALL
P-2L

Lap	D	Time	Sector 1	Sector 2	Sector 3	T. Spd	Elapsed
1	1	3:18.909	1:28.245	45.664	1:05.000	110.1	3:18.909
2	1	2:22.205	41.457	41.532	59.216	217.3	5:41.114
3	1	2:18.541	38.115	42.393	58.033	220.9	7:59.655
4	1	2:47.090 B	38.663	48.768	1:19.659	220.9	10:46.745
5	1	3:56.906	2:12.175	45.596	59.135	121.2	14:43.651
6	1	2:21.576	39.047	42.474	1:00.055	223.1	17:05.227
7	1	2:16.849	37.732	41.148	57.969	221.8	19:22.076
8	1	2:21.263	37.771	43.740	59.752	222.7	21:43.339
9	1	2:43.121 B	38.217	46.786	1:18.118	222.2	24:26.460
10	1	15:50.670	...	40.859	57.526	115.4	40:17.130
11	1	2:15.310	37.308	40.381	57.621	221.8	42:32.440
12	1	2:33.101	41.680	43.855	1:07.566	176.8	45:05.541

16 — Lola T212 1971
1.Serge KRIKNOFF
P-2L

Lap	D	Time	Sector 1	Sector 2	Sector 3	T. Spd	Elapsed
1	1	5:39.931	3:24.881	1:00.208	1:14.842	87.2	5:39.931
2	1	2:27.034	41.804	44.493	1:00.737	198.5	8:06.965
3	1	2:22.084	38.996	42.273	1:00.815	220.0	10:29.049
4	1	2:45.622 B	38.650	44.683	1:22.289	221.3	13:14.671
5	1	5:40.821	3:48.756	49.247	1:02.818	83.3	18:55.492
6	1	2:33.839	38.705	45.596	1:09.538	220.4	21:29.331
7	1	2:21.206	38.896	42.599	59.711	220.9	23:50.537
8	1	2:20.957	38.966	42.039	59.952	221.8	26:11.494
9	1	2:18.921	38.098	41.703	59.120	224.5	28:30.415

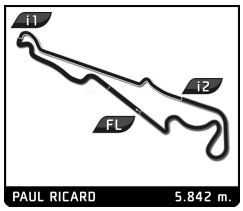

CLASSIC ENDURANCE RACING 1
DIX MILLE TOURS
PRIVATE PRACTICE

Sector Analysis

Personal Best | Session Best | **B** Crossing the finish line in pit lane

Lap	D	Time	Sector 1	Sector 2	Sector 3	T. Spd	Elapsed
10	1	3:04.617 B	44.317	55.613	1:24.687	197.8	31:35.032
11	1	8:37.318	6:38.934	53.310	1:05.074	79.0	40:12.350
12	1	2:19.366	38.426	41.962	58.978	220.0	42:31.716
13	1	2:34.511	44.310	42.967	1:07.234	163.9	45:06.227

17 Chevron B8 1969
1.Benjamin HATTON — P-2L

Lap	D	Time	Sector 1	Sector 2	Sector 3	T. Spd	Elapsed
1	1	3:45.283	1:38.550	51.732	1:15.001	77.8	3:45.283
2	1	2:51.365	47.599	52.511	1:11.255	170.9	6:36.648
3	1	2:45.854	46.565	50.902	1:08.387	188.8	9:22.502
4	1	2:46.578	47.007	49.650	1:09.921	177.9	12:09.080
5	1	2:40.107	44.831	48.660	1:06.616	186.2	14:49.187
6	1	2:40.605	43.867	50.496	1:06.242	189.1	17:29.792
7	1	2:56.864	1:00.719	49.339	1:06.806	181.2	20:26.656
8	1	2:40.972	44.312	48.641	1:08.019	170.6	23:07.628

19 Chevron B19 1971
1.Rolf SIGRIST — P-2L

Lap	D	Time	Sector 1	Sector 2	Sector 3	T. Spd	Elapsed
1	1	4:07.649	2:12.581	49.008	1:06.060	103.2	4:07.649
2	1	2:26.561	40.856	43.537	1:02.168	208.5	6:34.210
3	1	2:22.199	38.740	42.815	1:00.644	225.9	8:56.409
4	1	2:24.769	39.659	43.968	1:01.142	227.8	11:21.178
5	1	5:08.199 B	40.848	45.164	3:42.187	219.5	16:29.377
6	1	2:53.018	1:01.276	44.120	1:07.622	113.2	19:22.395
7	1	4:24.388 B	39.152	43.077	3:02.159	215.1	23:46.783
8	1	2:44.208	1:01.218	43.012	59.978	115.8	26:30.991
9	1	2:23.922	40.680	43.099	1:00.143	224.1	28:54.913
10	1	3:00.931	38.151	41.399	1:41.381	226.4	31:55.844
11	1	2:27.026	42.584	42.281	1:02.161	187.2	34:22.870
12	1	2:20.649	39.331	41.824	59.494	202.2	36:43.519
13	1	2:25.027	38.754	43.972	1:02.301	225.5	39:08.546
14	1	3:55.864 B	39.461	42.095	2:34.308	221.8	43:04.410

20 Porsche 911 Carrera RSR 3.0 1974
1.R?mi TERRAIL
2.J?rg AEBERHARD — GT1

Lap	D	Time	Sector 1	Sector 2	Sector 3	T. Spd	Elapsed
1	1	5:08.651	3:12.812	52.334	1:03.505	78.9	5:08.651
2	1	2:29.273	40.869	45.044	1:03.360	203.4	7:37.924
3	1	2:27.420	40.511	44.484	1:02.425	203.8	10:05.344
4	1	2:25.611	39.612	44.004	1:01.995	204.2	12:30.955
5	1	2:38.869 B	39.934	43.859	1:15.076	204.9	15:09.824
6	2	5:31.489	3:26.116	50.763	1:14.610	104.7	20:41.313
7	2	2:36.480	39.515	43.507	1:13.458	203.0	23:17.793
8	2	2:48.908 B	40.094	43.658	1:25.156	204.2	26:06.701
9	1	4:27.683	2:32.715	48.384	1:06.584	103.9	30:34.384
10	1	2:35.573	42.992	46.894	1:05.687	201.1	33:09.957
11	1	2:35.834	42.202	46.031	1:07.601	204.2	35:45.791
12	1	2:31.861	41.973	45.287	1:04.601	207.3	38:17.652
13	1	2:32.549	42.248	45.541	1:04.760	206.5	40:50.201
14	1	2:31.291	41.597	45.051	1:04.643	207.3	43:21.492
15	1	2:32.291	42.136	45.445	1:04.710	207.7	45:53.783

22 Porsche 911 Carrera RSR 3.0 (C) 1975
1.Fernando ESPIRITO SANT
2.Ricardo BRAVO — GT1

Lap	D	Time	Sector 1	Sector 2	Sector 3	T. Spd	Elapsed
1	1	3:15.270	1:07.399	55.561	1:12.310	92.3	3:15.270
2	1	2:48.257	47.692	49.302	1:11.263	179.4	6:03.527
3	1	2:53.086	50.748	49.787	1:12.551	181.8	8:56.613
4	1	2:45.096	45.526	49.417	1:10.153	190.1	11:41.709
5	1	2:42.882	45.178	48.850	1:08.854	199.3	14:24.591
6	1	2:40.436	44.747	47.935	1:07.754	197.8	17:05.027
7	1	2:43.095	43.782	51.463	1:07.850	200.4	19:48.122
8	1	2:59.810 B	44.512	48.762	1:26.536	198.2	22:47.932
9	1	5:16.261	3:16.420	50.158	1:09.683	84.0	28:04.193
10	1	2:35.641	43.737	46.337	1:05.567	198.5	30:39.834
11	1	2:32.779	42.009	45.896	1:04.874	205.3	33:12.613
12	1	2:32.328	41.811	45.245	1:05.272	208.1	35:44.941
13	1	2:31.968	41.744	45.656	1:04.568	205.7	38:16.909
14	1	2:32.300	42.428	45.250	1:04.622	206.5	40:49.209
15	1	2:30.919	41.288	45.065	1:04.566	204.9	43:20.128
16	1	2:29.996	41.325	44.905	1:03.766	208.1	45:50.124

24 Chevron B16 1971
1.Fran?ois BOURDIN — P-2L

Lap	D	Time	Sector 1	Sector 2	Sector 3	T. Spd	Elapsed
1	1	3:56.687	1:55.206	51.456	1:10.025	98.0	3:56.687
2	1	2:39.661	46.463	47.644	1:05.554	160.2	6:36.348
3	1	3:12.600 B	42.703	46.376	1:43.521	191.8	9:48.948
4	1	2:56.208	1:05.072	45.410	1:05.726	111.9	12:45.156
5	1	2:28.451	41.405	44.347	1:02.699	202.2	15:13.607
6	1	2:27.170	40.588	44.201	1:02.381	203.8	17:40.777
7	1	2:32.485	41.738	45.930	1:04.817	204.2	20:13.262
8	1	2:33.046	41.257	46.186	1:05.603	206.1	22:46.308
9	1	2:26.940	40.162	44.450	1:02.328	204.2	25:13.248
10	1	2:33.251	42.876	44.962	1:05.413	205.3	27:46.499
11	1	2:27.547	41.461	44.335	1:01.751	206.9	30:14.046
12	1	2:30.520	41.441	46.593	1:02.486	210.5	32:44.566
13	1	2:25.676	40.149	44.101	1:01.426	206.5	35:10.242
14	1	2:27.775	40.277	44.645	1:02.853	208.1	37:38.017
15	1	2:26.259	40.664	43.769	1:01.826	204.9	40:04.276
16	1	2:26.255	40.088	43.886	1:02.281	205.7	42:30.531
17	1	2:29.120	40.423	43.869	1:04.828	206.1	44:59.651

25 Porsche 911 Carrera RSR 3.0 (C) 1974
1.Uwe KOLB
2.Patrick KOLB — GT1

Lap	D	Time	Sector 1	Sector 2	Sector 3	T. Spd	Elapsed
1	1	3:22.947	1:13.217	55.657	1:14.073	91.3	3:22.947
2	1	2:49.133	46.949	49.922	1:12.262	188.5	6:12.080
3	1	3:28.105 B	46.488	50.210	1:51.407	186.9	9:40.185
4	1	3:08.474	1:08.311	48.620	1:11.543	114.2	12:48.659
5	1	2:43.834	45.224	49.149	1:09.461	195.3	15:32.493
6	1	2:47.964	46.205	49.927	1:11.832	191.5	18:20.457
7	1	2:47.680	45.903	49.932	1:11.845	188.2	21:08.137
8	1	2:41.923	44.694	47.742	1:09.487	197.1	23:50.060
9	1	2:42.804	44.714	47.875	1:10.215	196.7	26:32.864
10	1	2:42.727	44.746	48.004	1:09.977	196.4	29:15.591
11	1	5:11.207 B	55.790	58.829	3:16.588	142.9	34:26.798
12	1	3:17.616	1:09.822	52.976	1:14.818	107.7	37:44.414
13	1	2:46.216	46.882	48.439	1:10.895	186.5	40:30.630
14	1	2:43.925	45.309	48.884	1:09.732	193.9	43:14.555
15	1	2:44.531	45.162	48.451	1:10.918	194.9	45:59.086

28 Porsche 911 2,4L S 1973
1.Laurent RICAUD — GT1

Lap	D	Time	Sector 1	Sector 2	Sector 3	T. Spd	Elapsed
1	1	3:23.844	1:15.261	54.499	1:14.084	93.4	3:23.844
2	1	2:55.883	47.126	53.635	1:15.122	189.8	6:19.727
3	1	2:55.955	48.508	53.363	1:14.084	187.2	9:15.682
4	1	2:54.842	48.011	53.409	1:13.422	180.0	12:10.524

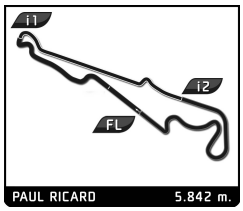

CLASSIC ENDURANCE RACING 1
DIX MILLE TOURS
PRIVATE PRACTICE

Sector Analysis

Personal Best | Session Best | **B** Crossing the finish line in pit lane

Lap	D	Time	Sector 1	Sector 2	Sector 3	T. Spd	Elapsed
5	1	3:49.907 B	47.693	53.113	2:09.101	182.4	16:00.431
6	1	3:13.318	1:05.858	54.206	1:13.254	97.4	19:13.749
7	1	2:54.724	47.111	53.296	1:14.317	186.9	22:08.473
8	1	2:53.584	47.249	52.282	1:14.053	180.3	25:02.057
9	1	2:52.749	47.571	52.154	1:13.024	179.4	27:54.806
10	1	2:50.539	47.258	51.834	1:11.447	171.2	30:45.345
11	1	2:50.782	46.402	51.158	1:13.222	182.7	33:36.127
12	1	2:49.675	46.279	51.889	1:11.507	188.2	36:25.802
13	1	4:33.051 B	46.913	52.962	2:53.176	181.8	40:58.853

33 Lola T70 Mk III 1967
1.Rory JACK — P+2L

Lap	D	Time	Sector 1	Sector 2	Sector 3	T. Spd	Elapsed
1	1	3:17.942	1:25.048	46.213	1:06.681	102.3	3:17.942
2	1	2:26.654	41.258	41.788	1:03.608	179.4	5:44.596
3	1	2:25.178	40.440	42.210	1:02.528	198.9	8:09.774
4	1	2:23.110	39.716	41.759	1:01.635	210.9	10:32.884
5	1	2:22.977	39.838	40.923	1:02.216	234.3	12:55.861
6	1	2:25.047	40.411	43.181	1:01.455	232.3	15:20.908
7	1	9:27.085 B	40.164	42.710	8:04.211	228.8	24:47.993
8	1	2:51.563	1:07.420	42.993	1:01.150	86.7	27:39.556
9	1	2:22.938	39.601	41.288	1:02.049	218.6	30:02.494

34 Lola T70 Mk III B 1969
1.David HART
2.Olivier HART — P+2L

Lap	D	Time	Sector 1	Sector 2	Sector 3	T. Spd	Elapsed
1	1	2:46.736	59.114	45.731	1:01.891	105.4	2:46.736
2	1	2:22.608	39.201	43.180	1:00.227	214.3	5:09.344
3	1	2:21.045	39.108	41.599	1:00.338	230.8	7:30.389
4	1	2:20.134	38.487	41.877	59.770	233.8	9:50.523
5	1	2:29.451 B	38.503	43.587	1:07.361	226.4	12:19.974
6	2	3:53.716	2:13.310	40.788	59.618	150.6	16:13.690
7	2	2:29.138 B	38.379	43.051	1:07.708	230.8	18:42.828
8	2	5:27.801	3:45.293	42.433	1:00.075	70.4	24:10.629
9	2	2:19.020	37.926	41.437	59.657	234.8	26:29.649
10	2	2:17.425	38.408	40.691	58.326	233.3	28:47.074
11	2	2:16.820	37.223	41.207	58.390	242.7	31:03.894
12	2	2:15.995	37.263	40.968	57.764	240.0	33:19.889
13	2	2:28.424 B	38.133	42.272	1:08.019	233.3	35:48.313
14	2	4:30.311	2:51.292	40.792	58.227	126.8	40:18.624
15	2	2:32.081 B	37.013	40.203	1:14.865	243.8	42:50.705
16	2	3:33.215 B	1:45.101	41.674	1:06.440	85.9	46:23.920

35 Lola T70 Mk III B 1969
1.Armand MILLE — P+2L

Lap	D	Time	Sector 1	Sector 2	Sector 3	T. Spd	Elapsed
1	1	3:44.965	1:49.091	48.903	1:06.971	91.5	3:44.965
2	1	2:33.972	43.791	46.179	1:04.002	168.5	6:18.937
3	1	2:29.049	40.767	45.448	1:02.834	179.1	8:47.986
4	1	2:24.015	39.681	43.420	1:00.914	227.4	11:12.001
5	1	2:36.853 B	39.365	42.407	1:15.081	221.8	13:48.854
6	1	5:22.578	3:33.134	48.741	1:00.703	114.4	19:11.432
7	1	2:24.042	39.643	44.465	59.934	234.8	21:35.474
8	1	2:34.046 B	39.847	41.647	1:12.552	213.0	24:09.520
9	1	12:07.832	...	44.587	1:01.636	93.8	36:17.352
10	1	2:20.944	39.266	41.989	59.689	232.3	38:38.296
11	1	2:19.830	38.690	41.817	59.323	237.4	40:58.126
12	1	2:20.018	38.811	42.145	59.062	229.3	43:18.144
13	1	2:17.605	37.939	40.719	58.947	239.5	45:35.749

36 Porsche 910 1967
1.J?rgen RUDOLPH — P-2L

Lap	D	Time	Sector 1	Sector 2	Sector 3	T. Spd	Elapsed
1	1	4:15.929	2:10.865	54.691	1:10.373	103.3	4:15.929
2	1	2:38.902	44.394	47.465	1:07.043	180.0	6:54.831
3	1	2:31.897	42.553	44.953	1:04.391	177.3	9:26.728
4	1	2:33.047	42.076	45.788	1:05.183	206.1	11:59.775
5	1	3:41.610 B	43.488	47.920	2:10.202	208.5	15:41.385
6	1	2:55.709	59.791	51.121	1:04.797	128.6	18:37.094
7	1	2:28.165	40.465	44.848	1:02.852	208.9	21:05.259
8	1	2:28.496	41.193	44.540	1:02.763	210.9	23:33.755
9	1	2:28.552	41.360	44.792	1:02.400	208.5	26:02.307
10	1	2:27.905	41.053	44.211	1:02.641	211.8	28:30.212
11	1	2:33.337	43.387	46.846	1:03.104	186.2	31:03.549
12	1	2:31.861	41.034	44.812	1:06.015	207.7	33:35.410
13	1	2:30.862	41.085	44.717	1:05.060	208.5	36:06.272
14	1	2:26.931	40.645	44.348	1:01.938	211.8	38:33.203
15	1	8:51.995 B	46.450	53.833	7:11.712	190.8	47:25.198

40 Ford GT40 1968
1.Philippe SCEMAMA — GT1

Lap	D	Time	Sector 1	Sector 2	Sector 3	T. Spd	Elapsed
1	1	3:53.049	1:57.711	49.815	1:05.523	99.8	3:53.049
2	1	2:29.593	41.526	44.630	1:03.437	197.4	6:22.642
3	1	5:01.377 B	41.473	44.091	3:35.813	204.2	11:24.019
4	1	2:41.735	56.894	43.079	1:01.762	131.7	14:05.754
5	1	2:25.048	39.825	43.158	1:02.065	220.9	16:30.802
6	1	2:27.501	39.663	44.316	1:03.522	221.3	18:58.303
7	1	2:28.285	40.689	44.450	1:03.146	225.5	21:26.588

42 Lola T212 1971
1.Christophe BEAUDON — P-2L

Lap	D	Time	Sector 1	Sector 2	Sector 3	T. Spd	Elapsed
1	1	20:53.735	...	46.430	1:04.480	110.3	20:53.735
2	1	2:29.478	41.073	44.794	1:03.611	215.6	23:23.213
3	1	2:27.793	40.624	43.657	1:03.512	217.7	25:51.006
4	1	2:28.186	40.452	44.212	1:03.522	218.2	28:19.192
5	1	2:29.156	41.807	44.508	1:02.841	214.7	30:48.348
6	1	2:27.677	40.940	43.640	1:03.097	218.2	33:16.025
7	1	3:09.535 B	48.535	52.463	1:28.537	218.6	36:25.560

44 Chevron B19 1971
1.Roderick JACK — P-2L

Lap	D	Time	Sector 1	Sector 2	Sector 3	T. Spd	Elapsed
1	1	4:19.386	2:17.518	52.295	1:09.573	112.4	4:19.386
2	1	2:35.205	43.247	46.270	1:05.688	173.9	6:54.591
3	1	2:40.905 B	41.427	44.526	1:14.952	200.7	9:35.496
4	1	5:13.006	3:26.515	44.847	1:01.644	119.6	14:48.502
5	1	2:29.261	40.316	44.533	1:04.412	206.5	17:17.763
6	1	2:25.454	39.906	43.742	1:01.806	209.3	19:43.217
7	1	2:26.122	39.749	43.184	1:03.189	210.5	22:09.339
8	1	2:24.151	39.665	43.587	1:00.899	209.3	24:33.490
9	1	2:28.783	40.379	45.759	1:02.645	208.5	27:02.273
10	1	2:24.321	39.313	43.522	1:01.486	206.5	29:26.594
11	1	2:28.028	39.600	45.493	1:02.935	210.5	31:54.622
12	1	2:27.616	40.678	43.047	1:03.891	206.9	34:22.238
13	1	2:22.682	38.784	42.981	1:00.917	208.5	36:44.920
14	1	2:26.145	38.445	43.804	1:03.896	210.5	39:11.065
15	1	2:21.868	38.914	42.838	1:00.116	211.4	41:32.933
16	1	2:21.736	38.814	42.636	1:00.286	208.1	43:54.669

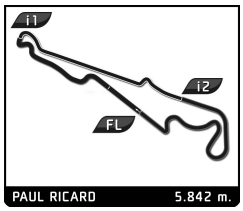

CLASSIC ENDURANCE RACING 1
DIX MILLE TOURS
PRIVATE PRACTICE

Sector Analysis

Personal Best | Session Best | **B** Crossing the finish line in pit lane

Lap	D	Time	Sector 1	Sector 2	Sector 3	T. Spd	Elapsed
17	1	2:28.626	42.235	44.465	1:01.926	209.3	46:23.295

48 — Porsche 908/03 1969
1.Peter V?GELE — P+2L

Lap	D	Time	Sector 1	Sector 2	Sector 3	T. Spd	Elapsed
1	1	3:33.300	1:35.096	49.720	1:08.484	106.7	3:33.300
2	1	2:35.739	43.089	46.872	1:05.778	196.7	6:09.039
3	1	3:24.406 **B**	44.360	46.843	1:53.203	217.7	9:33.445
4	1	2:53.522	1:02.238	46.319	1:04.965	115.4	12:26.967
5	1	2:36.218	41.541	44.844	1:09.833	203.0	15:03.185
6	1	2:32.348	41.851	45.565	1:04.932	215.6	17:35.533
7	1	2:36.548	43.071	49.220	1:04.257	211.4	20:12.081
8	1	6:08.466 **B**	41.833	45.367	4:41.266	213.4	26:20.547

49 — Porsche 911 Carrera RS 3.0 1974
1.Christophe FLORIN — GT1

Lap	D	Time	Sector 1	Sector 2	Sector 3	T. Spd	Elapsed
1	1	5:31.677	3:25.785	54.729	1:11.163	92.7	5:31.677
2	1	2:44.620	44.961	50.004	1:09.655	196.4	8:16.297
3	1	2:43.010	44.436	49.008	1:09.566	197.1	10:59.307
4	1	2:42.297	44.620	48.625	1:09.052	200.4	13:41.604
5	1	2:40.658	44.441	48.521	1:07.696	196.4	16:22.262
6	1	2:44.073	44.994	51.132	1:07.947	197.4	19:06.335
7	1	2:39.826	43.446	48.318	1:08.062	200.4	21:46.161
8	1	2:39.700	43.758	48.205	1:07.737	198.9	24:25.861
9	1	3:49.920 **B**	43.905	49.728	2:16.287	197.4	28:15.781
10	1	3:01.968	1:03.140	50.561	1:08.267	103.2	31:17.749
11	1	2:40.615	44.131	48.552	1:07.932	190.5	33:58.364
12	1	2:40.171	44.682	48.532	1:06.957	199.6	36:38.535
13	1	2:39.768	42.833	48.440	1:08.495	198.9	39:18.303
14	1	2:37.984	43.322	47.608	1:07.054	197.1	41:56.287
15	1	2:38.887	43.634	48.028	1:07.225	200.0	44:35.174
16	1	2:40.117	43.789	48.173	1:08.155	197.1	47:15.291

51 — Chevron B19 1971
1. NELSON
2.Pierre FILLON — P-2L

Lap	D	Time	Sector 1	Sector 2	Sector 3	T. Spd	Elapsed
1	1	3:00.148	1:13.562	44.763	1:01.823	109.8	3:00.148
2	1	2:23.626	39.357	43.061	1:01.208	219.5	5:23.774
3	1	2:20.669	39.637	41.587	59.445	220.4	7:44.443
4	1	6:36.221 **B**	39.219	42.758	5:14.244	221.3	14:20.664
5	2	3:13.034	1:13.105	50.809	1:09.120	110.8	17:33.698
6	2	2:37.857	44.228	48.505	1:05.124	200.7	20:11.555
7	2	2:35.608	43.933	45.790	1:05.885	215.1	22:47.163
8	2	2:30.387	41.848	44.318	1:04.221	191.5	25:17.550
9	2	2:29.161	41.224	44.329	1:03.608	216.4	27:46.711
10	2	2:26.785	40.330	43.984	1:02.471	218.2	30:13.496
11	2	2:29.144	40.966	44.997	1:03.181	217.7	32:42.640
12	2	2:26.907	41.169	43.917	1:01.821	210.5	35:09.547
13	2	2:29.361	41.472	44.843	1:03.046	216.9	37:38.908
14	2	2:26.119	40.986	43.924	1:01.209	200.4	40:05.027
15	2	2:26.054	40.814	43.191	1:02.049	184.9	42:31.081
16	2	2:27.623	40.746	45.006	1:01.871	215.6	44:58.704
17	2	2:26.318	40.241	43.832	1:02.245	206.5	47:25.022

52 — Chevron B16 1970
1.Francisco SA CARNEIRO
2.Antonio SIMOES — P-2L

Lap	D	Time	Sector 1	Sector 2	Sector 3	T. Spd	Elapsed
1	1	4:19.239	2:17.179	52.094	1:09.966	103.5	4:19.239
2	1	2:41.685	45.521	47.481	1:08.683	180.3	7:00.924
3	1	2:39.353	44.557	47.336	1:07.460	209.7	9:40.277
4	1	2:41.845	44.612	49.599	1:07.634	201.9	12:22.122
5	1	2:41.971	44.285	46.471	1:11.215	203.4	15:04.093
6	1	2:40.690	42.820	47.824	1:10.046	213.9	17:44.783
7	1	2:40.434	44.448	48.464	1:07.522	201.5	20:25.217
8	1	2:39.949	44.646	46.813	1:08.490	193.5	23:05.166
9	1	2:37.028	43.070	46.537	1:07.421	208.9	25:42.194
10	1	2:34.192	42.778	45.420	1:05.994	205.7	28:16.386
11	1	2:37.306	43.249	47.734	1:06.323	200.4	30:53.692
12	1	2:50.521 **B**	43.367	46.120	1:21.034	204.9	33:44.213
13	2	5:26.873	3:32.447	49.385	1:05.041	96.6	39:11.086
14	2	2:31.581	42.531	45.309	1:03.741	186.9	41:42.667
15	2	2:25.800	40.363	43.728	1:01.709	215.1	44:08.467
16	2	2:25.514	39.885	44.098	1:01.531	216.0	46:33.981

55 — De Tomaso Pantera Gr. IV 1972
1.Fran?ois HEBRARD
2.Sacha HEBRARD — GT1

Lap	D	Time	Sector 1	Sector 2	Sector 3	T. Spd	Elapsed
1	2	3:42.470	1:34.297	53.445	1:14.728	102.9	3:42.470
2	2	2:52.110	49.412	51.345	1:11.353	166.9	6:34.580
3	2	2:43.288	45.613	47.250	1:10.425	175.0	9:17.868
4	2	2:44.683	44.672	48.705	1:11.306	170.1	12:02.551
5	2	2:38.742	44.810	46.663	1:07.269	178.8	14:41.293
6	2	2:36.533	43.296	45.913	1:07.324	188.5	17:17.826
7	2	2:39.986	43.390	48.420	1:08.176	186.9	19:57.812
8	2	2:52.222 **B**	42.938	47.068	1:22.216	189.1	22:50.034
9	1	4:33.168	2:28.642	52.879	1:11.647	94.4	27:23.202
10	1	2:42.658	45.282	48.100	1:09.276	179.1	30:05.860
11	1	2:47.810	47.610	51.452	1:08.748	203.0	32:53.670
12	1	2:42.149	44.512	47.788	1:09.849	181.2	35:35.819
13	1	2:40.363	43.854	47.884	1:08.625	194.9	38:16.182
14	1	2:40.340	45.701	47.118	1:07.521	196.0	40:56.522
15	1	2:37.749	43.589	46.739	1:07.421	204.9	43:34.271
16	1	2:40.076	43.276	47.677	1:09.123	210.1	46:14.347

59 — Chevron B8 1969
1.Roger WHITESIDE — P-2L

Lap	D	Time	Sector 1	Sector 2	Sector 3	T. Spd	Elapsed
1	1	3:33.877	1:29.755	51.825	1:12.297	93.0	3:33.877
2	1	2:49.616	45.387	48.801	1:15.428	182.4	6:23.493
3	1	2:42.153	45.327	49.671	1:07.155	190.8	9:05.646
4	1	2:43.779	44.864	48.954	1:09.961	186.9	11:49.425
5	1	2:43.132	45.245	49.713	1:08.174	193.2	14:32.557
6	1	2:44.312	43.892	49.004	1:11.416	194.6	17:16.869
7	1	2:43.697	45.702	50.052	1:07.943	193.9	20:00.566
8	1	3:07.113 **B**	44.568	47.983	1:34.562	182.7	23:07.679
9	1	5:54.612	3:57.836	49.965	1:06.811	101.2	29:02.291
10	1	2:40.602	43.596	48.905	1:08.101	193.9	31:42.893
11	1	2:43.627	44.037	48.905	1:10.685	196.0	34:26.520
12	1	2:37.561	43.159	47.458	1:06.944	200.7	37:04.081
13	1	2:39.943	45.281	47.129	1:07.533	196.4	39:44.024
14	1	2:37.172	44.189	47.133	1:05.850	191.5	42:21.196
15	1	2:45.059	47.535	48.816	1:08.708	158.6	45:06.255

63 — Porsche 911 Carrera RSR 3.0 1974
1.Didier DENAT — GT1

Lap	D	Time	Sector 1	Sector 2	Sector 3	T. Spd	Elapsed
1	1	3:03.106	57.304	53.654	1:12.148	82.4	3:03.106
2	1	2:41.824	44.786	49.086	1:07.952	189.5	5:44.930
3	1	2:36.760	43.892	46.244	1:06.624	194.9	8:21.690
4	1	2:34.651	42.909	46.353	1:05.389	197.4	10:56.341

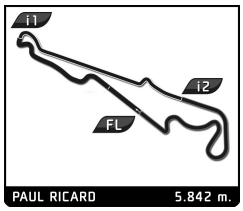

CLASSIC ENDURANCE RACING 1
DIX MILLE TOURS
PRIVATE PRACTICE

Sector Analysis

Personal Best | Session Best | **B** Crossing the finish line in pit lane

Lap	D	Time	Sector 1	Sector 2	Sector 3	T. Spd	Elapsed
5	1	2:34.912	42.871	46.136	1:05.905	195.3	13:31.253
6	1	2:35.936	42.699	46.540	1:06.697	196.4	16:07.189
7	1	4:29.701 B	42.101	51.652	2:55.948	196.4	20:36.890
8	1	2:56.153	1:03.811	46.650	1:05.692	120.7	23:33.043
9	1	2:36.015	42.731	46.250	1:07.034	197.4	26:09.058
10	1	2:34.567	42.019	46.200	1:06.348	196.0	28:43.625
11	1	2:34.223	41.984	46.296	1:05.943	198.5	31:17.848
12	1	2:36.418	42.510	46.940	1:06.968	198.2	33:54.266
13	1	2:35.490	42.730	46.733	1:06.027	194.9	36:29.756
14	1	2:34.568	43.116	46.381	1:05.071	194.6	39:04.324
15	1	2:34.036	42.289	46.478	1:05.269	195.3	41:38.360
16	1	3:39.352 B	42.317	46.400	2:10.635	194.6	45:17.712

68 — Porsche 911 Carrera RSR 3.0 1974
1.Luca LITTARDI — GT1

Lap	D	Time	Sector 1	Sector 2	Sector 3	T. Spd	Elapsed
1	1	3:30.045	1:17.952	54.413	1:17.680	92.2	3:30.045
2	1	2:52.037	47.820	49.615	1:14.602	190.5	6:22.082
3	1	3:08.532 B	47.865	52.159	1:28.508	182.1	9:30.614
4	1	4:43.647	2:40.169	50.613	1:12.865	101.5	14:14.261
5	1	2:45.258	44.824	49.006	1:11.428	196.4	16:59.519
6	1	2:46.674	44.708	50.819	1:11.147	196.7	19:46.193
7	1	2:41.684	43.077	49.090	1:09.517	200.4	22:27.877
8	1	2:38.943	43.591	47.708	1:07.644	194.6	25:06.820
9	1	2:42.680	44.214	48.443	1:10.023	200.4	27:49.500
10	1	2:39.118	42.795	48.368	1:07.955	200.7	30:28.618
11	1	2:40.496	43.196	47.440	1:09.860	199.3	33:09.114
12	1	2:51.881 B	48.622	49.295	1:13.964	167.4	36:00.995
13	1	4:21.099	2:21.381	49.261	1:10.457	115.4	40:22.094
14	1	2:39.817	43.984	47.985	1:07.848	200.7	43:01.911
15	1	2:41.862	43.713	49.386	1:08.763	198.5	45:43.773

69 — Matra MS650 (C) 1970
1. Mr JOHN OF B
2.Soheil AYARI — P+2L

Lap	D	Time	Sector 1	Sector 2	Sector 3	T. Spd	Elapsed
1	1	3:42.713	1:44.958	50.607	1:07.148	86.3	3:42.713
2	1	2:31.504	42.645	45.663	1:03.196	188.8	6:14.217
3	1	7:22.022 B	45.200	51.076	5:45.746	193.9	13:36.239

70 — Lola T70 Mk III B 1969
1.Pierre-Alain FRANCE — P+2L

Lap	D	Time	Sector 1	Sector 2	Sector 3	T. Spd	Elapsed
1	1	3:45.225	1:50.983	48.302	1:05.940	94.2	3:45.225
2	1	2:26.341	41.862	42.429	1:02.050	209.7	6:11.566
3	1	2:44.264 B	41.255	46.249	1:16.760	235.3	8:55.830
4	1	5:17.582	3:31.442	43.904	1:02.236	119.2	14:13.412
5	1	2:21.004	39.004	41.859	1:00.141	233.3	16:34.416
6	1	2:26.156	39.252	45.053	1:01.851	236.8	19:00.572
7	1	2:22.250	38.783	42.759	1:00.708	236.3	21:22.822
8	1	3:05.227 B	1:01.190	46.301	1:17.736	235.8	24:28.049
9	1	9:10.514	7:26.817	42.308	1:01.389	123.7	33:38.563
10	1	2:25.916	41.434	42.774	1:01.708	233.3	36:04.479
11	1	2:24.738	39.714	43.530	1:01.494	233.3	38:29.217
12	1	2:23.429	39.178	42.526	1:01.725	229.8	40:52.646
13	1	2:49.889 B	42.646	46.882	1:20.361	204.9	43:42.535

72 — Chevron B16 1970
1.Didier ROBIN
2.Maxime ROBIN — P-2L

Lap	D	Time	Sector 1	Sector 2	Sector 3	T. Spd	Elapsed
1	2	3:44.498	1:49.826	48.319	1:06.353	100.5	3:44.498
2	2	2:32.896	43.495	45.450	1:03.951	200.7	6:17.394
3	2	2:30.172	41.583	44.712	1:03.877	210.9	8:47.566
4	2	2:27.067	40.901	44.337	1:01.829	212.2	11:14.633
5	2	2:25.467	40.238	43.602	1:01.627	211.4	13:40.100
6	2	2:23.967	39.530	43.135	1:01.302	212.2	16:04.067
7	2	7:11.002 B	40.695	1:00.368	5:29.939	207.3	23:15.069
8	1	6:08.377 B	1:23.488	1:27.035	3:17.854	94.6	29:23.446
9	1	6:31.404 B	1:09.723	1:29.830	3:51.851	118.6	35:54.850
10	1	3:02.929	1:07.158	47.857	1:07.914	114.6	38:57.779
11	1	2:37.924	43.520	46.361	1:08.043	196.0	41:35.703
12	1	2:35.597	43.646	47.186	1:04.765	200.4	44:11.300
13	1	2:32.601	42.310	45.873	1:04.418	206.1	46:43.901

75 — Chevron B16 1970
1.Ted TUPPEN — P-2L

Lap	D	Time	Sector 1	Sector 2	Sector 3	T. Spd	Elapsed
1	1	4:16.878	2:18.223	50.893	1:07.762	103.3	4:16.878
2	1	2:37.820	44.292	46.985	1:06.543	191.2	6:54.698
3	1	2:35.513	44.699	45.452	1:05.362	160.2	9:30.211
4	1	2:32.006	41.818	45.231	1:04.957	212.6	12:02.217
5	1	2:33.779	41.205	47.451	1:05.123	210.9	14:35.996
6	1	2:32.364	40.805	46.446	1:05.113	215.1	17:08.360
7	1	2:30.992	41.200	46.227	1:03.565	213.9	19:39.352
8	1	2:30.183	40.958	44.475	1:04.750	207.3	22:09.535
9	1	8:44.178 B	41.593	44.598	7:17.987	193.9	30:53.713
10	1	2:49.508	1:00.736	45.003	1:03.769	106.5	33:43.221
11	1	2:29.565	40.619	46.323	1:02.623	216.0	36:12.786
12	1	2:30.147	40.600	44.956	1:04.591	213.9	38:42.933
13	1	2:28.998	41.382	44.274	1:03.342	216.0	41:11.931
14	1	2:28.490	40.827	44.000	1:03.663	216.0	43:40.421
15	1	2:28.288	40.546	44.368	1:03.374	217.7	46:08.709

79 — Porsche 911 Carrera RS 3.0 (C) 1975
1.Brice PINEAU
2.Olivier MUYTJENS — GT1

Lap	D	Time	Sector 1	Sector 2	Sector 3	T. Spd	Elapsed
1	1	3:14.172	1:06.094	53.110	1:14.968	92.5	3:14.172
2	1	2:48.623	47.238	48.574	1:12.811	199.3	6:02.795
3	1	2:51.584	47.888	51.089	1:12.607	201.5	8:54.379
4	1	2:46.731	47.148	48.987	1:10.596	182.4	11:41.110
5	1	2:44.606	44.773	48.126	1:11.707	203.8	14:25.716
6	1	2:45.751	45.359	48.924	1:11.468	208.5	17:11.467
7	1	3:54.487 B	47.107	50.533	2:16.847	206.1	21:05.954
8	2	3:05.708	1:10.391	47.059	1:08.258	108.2	24:11.662
9	2	2:35.061	42.862	46.574	1:05.625	204.5	26:46.723
10	2	2:34.492	42.513	46.271	1:05.708	208.1	29:21.215
11	2	4:09.400 B	44.532	51.732	2:33.136	196.4	33:30.615

97 — Chevron B19 1971
1.Emmanuel BRIGAND — P-2L

Lap	D	Time	Sector 1	Sector 2	Sector 3	T. Spd	Elapsed
1	1	2:59.057	1:11.044	45.959	1:02.054	105.2	2:59.057
2	1	2:25.606	41.000	43.306	1:01.300	215.1	5:24.663
3	1	2:24.995	40.006	43.564	1:01.425	217.7	7:49.658
4	1	2:38.609 B	39.029	43.114	1:16.466	216.0	10:28.267
5	1	4:02.633	2:15.628	46.261	1:00.744	105.9	14:30.900
6	1	2:24.288	39.740	43.634	1:00.914	219.1	16:55.188
7	1	2:24.843	39.764	43.482	1:01.597	216.0	19:20.031
8	1	2:24.997	39.577	44.518	1:00.902	215.6	21:45.028
9	1	2:22.757	38.860	42.967	1:00.930	217.7	24:07.785
10	1	2:23.079	39.124	42.814	1:01.141	217.7	26:30.864
11	1	2:22.440	39.819	42.834	59.787	221.3	28:53.304

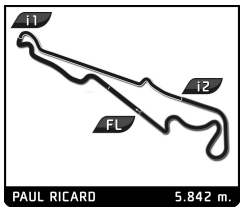

CLASSIC ENDURANCE RACING 1
DIX MILLE TOURS
PRIVATE PRACTICE

Sector Analysis

Personal Best | Session Best | **B** Crossing the finish line in pit lane

Lap	D	Time	Sector 1	Sector 2	Sector 3	T. Spd	Elapsed
12	1	2:38.618 B	38.715	42.385	1:17.518	218.6	31:31.922

99 Lola T70 Mk III 1967
1.Nick CHESTER — P+2L

Lap	D	Time	Sector 1	Sector 2	Sector 3	T. Spd	Elapsed
1	1	4:45.485 B	2:01.811	49.943	1:53.731	100.7	4:45.485
2	1	3:10.210	1:20.544	44.370	1:05.296	78.5	7:55.695
3	1	2:29.974	41.163	45.134	1:03.677	238.9	10:25.669
4	1	2:29.672	41.265	44.040	1:04.367	220.0	12:55.341
5	1	2:27.249	40.474	44.476	1:02.299	230.8	15:22.590
6	1	2:25.615	40.170	43.049	1:02.396	241.6	17:48.205
7	1	2:30.974	41.677	46.577	1:02.720	224.5	20:19.179
8	1	4:39.499 B	39.448	45.781	3:14.270	235.3	24:58.678
9	1	2:46.267	59.260	42.893	1:04.114	133.3	27:44.945
10	1	2:22.328	39.342	41.873	1:01.113	223.6	30:07.273
11	1	2:27.219	40.761	43.254	1:03.204	218.2	32:34.492
12	1	2:21.815	38.847	41.753	1:01.215	238.9	34:56.307
13	1	2:22.610	39.693	41.954	1:00.963	249.4	37:18.917
14	1	2:37.885	38.590	55.140	1:04.155	238.9	39:56.802

106 Porsche 911 Carrera RSR 2,8L 1973
1.Kurt THIEL — GT1

Lap	D	Time	Sector 1	Sector 2	Sector 3	T. Spd	Elapsed
1	1	3:19.825	1:14.201	53.537	1:12.087	89.1	3:19.825
2	1	2:43.512	44.758	48.835	1:09.919	184.9	6:03.337
3	1	2:44.974	46.266	49.471	1:09.237	194.2	8:48.311
4	1	3:43.861 B	46.042	48.957	2:08.862	192.2	12:32.172
5	1	3:01.252	1:02.824	49.424	1:09.004	107.9	15:33.424
6	1	2:46.137	46.311	50.101	1:09.725	193.5	18:19.561
7	1	2:45.563	45.243	50.819	1:09.501	190.8	21:05.124
8	1	2:42.119	44.460	48.556	1:09.103	193.9	23:47.243
9	1	2:41.486	45.045	48.588	1:07.853	192.2	26:28.729
10	1	2:41.965	45.999	48.006	1:07.960	191.2	29:10.694
11	1	2:40.795	44.008	48.294	1:08.493	192.5	31:51.489
12	1	3:06.671 B	44.635	48.665	1:33.371	188.2	34:58.160

110 Lola T70 Mk III 1967
1.Philippe GIAUQUE — P+2L

Lap	D	Time	Sector 1	Sector 2	Sector 3	T. Spd	Elapsed
1	1	7:18.894	5:24.558	48.354	1:05.982	74.5	7:18.894
2	1	2:22.455	40.630	41.912	59.913	207.7	9:41.349
3	1	2:20.035	38.349	41.308	1:00.378	238.4	12:01.384
4	1	2:27.944	40.732	44.684	1:02.528	238.4	14:29.328
5	1	2:20.373	39.032	41.952	59.389	236.8	16:49.701
6	1	2:43.617 B	38.238	45.864	1:19.515	239.5	19:33.318
7	1	4:05.630 B	2:01.014	50.886	1:13.730	88.2	23:38.948

114 Porsche 908/03 1971
1.Henrique GEMPERLE
2.Marc de SIEBENTHAL — P+2L

Lap	D	Time	Sector 1	Sector 2	Sector 3	T. Spd	Elapsed
1	1	2:53.577	54.790	53.893	1:04.894	100.6	2:53.577
2	1	2:18.491	38.689	41.438	58.364	220.4	5:12.068
3	1	2:18.020	38.552	41.176	58.292	221.8	7:30.088
4	1	2:26.448	39.653	45.287	1:01.508	220.9	9:56.536
5	1	2:16.252	37.808	40.662	57.782	221.8	12:12.788
6	1	5:09.150 B	40.149	44.543	3:44.458	225.0	17:21.938
7	2	3:05.593	1:08.823	51.317	1:05.453	88.5	20:27.531
8	2	2:31.540	41.498	44.768	1:05.274	197.1	22:59.071
9	2	2:28.344	43.566	43.451	1:01.327	200.7	25:27.415
10	2	2:26.614	40.816	43.167	1:02.631	193.2	27:54.029
11	2	2:22.655	39.232	42.954	1:00.469	218.2	30:16.684

124 Lola T70 Mk III B (C) 1968
1.Olivier BREITTMAYER
2.Emile BREITTMAYER — P+2L

Lap	D	Time	Sector 1	Sector 2	Sector 3	T. Spd	Elapsed
1	1	3:45.765	1:53.624	47.279	1:04.862	110.7	3:45.765
2	1	2:35.766	46.550	44.624	1:04.592	171.2	6:21.531
3	1	2:33.113	44.364	43.335	1:05.414	213.0	8:54.644
4	1	2:25.598	40.100	44.160	1:01.338	234.8	11:20.242
5	1	2:22.334	40.175	41.788	1:00.371	206.9	13:42.576
6	1	2:22.095	38.747	41.934	1:01.414	230.8	16:04.671
7	1	2:43.741 B	38.346	50.037	1:15.358	238.9	18:48.412
8	2	7:46.996 B	5:34.073	45.081	1:27.842	106.2	26:35.408
9	2	3:04.139	1:17.321	43.271	1:03.547	123.7	29:39.547
10	2	2:28.799	41.608	44.234	1:02.957	229.3	32:08.346
11	2	2:28.980	40.660	43.429	1:04.891	218.6	34:37.326
12	2	2:27.210	40.974	43.643	1:02.593	221.8	37:04.536
13	2	2:28.419	42.284	43.614	1:02.521	228.3	39:32.955
14	2	3:12.146	40.532	1:26.743	1:04.871	231.3	42:45.101
15	2	2:27.462	42.025	42.887	1:02.550	216.0	45:12.563

163 Chevron B8 1968
1.Patrick JACK — P-2L

Lap	D	Time	Sector 1	Sector 2	Sector 3	T. Spd	Elapsed
1	1	3:54.837	1:58.321	50.123	1:06.393	106.0	3:54.837
2	1	2:34.105	42.079	47.205	1:04.821	196.4	6:28.942
3	1	2:31.928	41.585	46.859	1:03.484	204.5	9:00.870
4	1	2:30.148	41.563	45.475	1:03.110	205.7	11:31.018
5	1	2:29.697	40.632	44.805	1:04.260	206.1	14:00.715
6	1	4:19.778 B	42.245	45.728	2:51.805	205.7	18:20.493
7	1	2:53.929	1:01.578	46.433	1:05.918	114.4	21:14.422
8	1	2:29.452	40.971	44.846	1:03.635	205.3	23:43.874
9	1	2:30.207	41.355	44.642	1:04.210	200.0	26:14.081
10	1	2:27.875	40.835	43.963	1:03.077	206.9	28:41.956
11	1	2:29.362	40.861	44.993	1:03.508	205.3	31:11.318
12	1	2:29.764	41.646	44.318	1:03.800	205.7	33:41.082
13	1	11:49.164 B	41.913	45.419	...	207.7	45:30.246

186 Porsche 911 Carrera RSR 2.8 1973
1.S?bastien EBERHARD
2.Eric ZUCCATTI — GT1

Lap	D	Time	Sector 1	Sector 2	Sector 3	T. Spd	Elapsed
1	1	3:03.945	58.667	53.279	1:11.999	86.4	3:03.945
2	1	2:41.707	45.038	49.053	1:07.616	181.8	5:45.652
3	1	2:37.462	43.946	46.381	1:07.135	192.9	8:23.114
4	1	2:34.968	42.654	46.116	1:06.198	201.9	10:58.082
5	1	2:34.381	42.518	45.925	1:05.938	201.9	13:32.463
6	1	2:35.395	42.458	46.100	1:06.837	202.2	16:07.858
7	1	11:35.827 B	43.099	51.638	...	203.0	27:43.685
8	2	3:07.395	1:07.374	49.008	1:11.013	105.4	30:51.080
9	2	2:46.069	44.947	49.240	1:11.882	194.6	33:37.149
10	2	2:47.057	45.508	51.654	1:09.895	190.1	36:24.206
11	2	2:41.451	45.317	48.185	1:07.949	184.9	39:05.657
12	2	2:40.057	43.897	47.587	1:08.573	195.7	41:45.714
13	2	2:39.251	43.549	47.819	1:07.883	198.2	44:24.965
14	2	2:39.944	43.832	47.475	1:08.637	197.1	47:04.909

214 Mclaren M8C (C) 1970
1.Stefano ROSINA — P+2L

Lap	D	Time	Sector 1	Sector 2	Sector 3	T. Spd	Elapsed
1	1	8:31.873	6:13.842	59.187	1:18.844	76.3	8:31.873
2	1	2:50.420	47.711	51.348	1:11.361	172.2	11:22.293
3	1	2:37.995	43.958	46.284	1:07.753	181.5	14:00.288

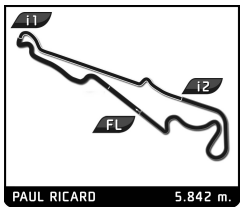

CLASSIC ENDURANCE RACING 1

DIX MILLE TOURS

PRIVATE PRACTICE

Sector Analysis

Personal Best Session Best **B** Crossing the finish line in pit lane

Lap	D	Time	Sector 1	Sector 2	Sector 3	T. Spd	Elapsed	Lap	D	Time	Sector 1	Sector 2	Sector 3	T. Spd	Elapsed
4	1	2:37.723	44.086	47.226	1:06.411	198.5	16:38.011								
5	1	5:59.511 **B**	41.909	50.533	4:27.069	206.5	22:37.522								
6	1	2:53.063	1:06.077	44.406	1:02.580	107.0	25:30.585								
7	1	5:34.285 **B**	41.112	44.476	4:08.697	206.5	31:04.870								
8	1	2:53.900	1:03.703	44.526	1:05.671	112.7	33:58.770								
9	1	4:36.047 **B**	41.194	44.409	3:10.444	199.3	38:34.817								
10	1	2:43.708	58.970	**43.272**	**1:01.466**	113.6	41:18.525								
11	1	2:26.283	40.506	43.941	1:01.836	208.5	43:44.808								
12	1	**2:24.947**	**39.773**	43.508	1:01.666	209.7	46:09.755								