DIX MILLE TOURS by Peter Auto

2.0L | CUP

PETER auto

2022 INTERNATIONAL SERIES SANCTIONED BY THE FIA

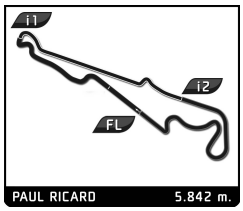

2.0L CUP
DIX MILLE TOURS
RACE

Sector Analysis

Personal Best | Session Best | **B** Crossing the finish line in pit lane

9 — Porsche 911 2.0L
1.Matthew HOLME — GTL

Lap	D	Time	Sector 1	Sector 2	Sector 3	T. Spd	Elapsed
1	1	2:55.083	52.265	50.706	1:12.112		2:55.083
2	1	2:48.420	46.006	50.726	1:11.688	182.7	5:43.503
3	1	2:49.794	46.886	50.893	1:12.015	182.7	8:33.297
4	1	2:47.697	45.554	50.579	1:11.564	184.3	11:20.994
5	1	2:48.645	45.926	50.748	1:11.971	185.9	14:09.639
6	1	2:49.966	46.014	51.595	1:12.357	185.9	16:59.605
7	1	2:48.264	45.699	50.860	1:11.705	183.7	19:47.869
8	1	2:48.810	46.017	50.778	1:12.015	185.2	22:36.679
9	1	2:48.719	45.677	50.996	1:12.046	185.2	25:25.398
10	1	2:49.176	45.867	51.245	1:12.064	184.6	28:14.574
11	1	2:49.392	45.980	51.096	1:12.316	184.0	31:03.966
12	1	2:49.355	46.053	51.179	1:12.123	184.0	33:53.321
13	1	2:48.799	45.738	51.067	1:11.994	184.9	36:42.120
14	1	2:49.029	46.084	50.498	1:12.447	184.3	39:31.149
15	1	2:50.792	46.330	50.897	1:13.565	186.5	42:21.941
16	1	2:50.725 **B**	46.187	50.958	1:13.580	179.4	45:12.666
17	1	5:07.106	3:03.253	50.850	1:13.003	99.4	50:19.772
18	1	2:49.787	45.924	50.776	1:13.087	183.7	53:09.559
19	1	2:49.936	46.127	50.874	1:12.935	184.9	55:59.495
20	1	2:49.826	46.126	51.375	1:12.325	184.0	58:49.321
21	1	2:50.684	46.825	50.927	1:12.932	184.6	1:01:40.005
22	1	2:50.236	45.964	51.708	1:12.564	185.9	1:04:30.241
23	1	2:50.325	46.230	51.349	1:12.746	184.9	1:07:20.566
24	1	2:51.498	46.478	51.384	1:13.636	183.4	1:10:12.064
25	1	2:52.455	47.110	52.121	1:13.224	180.0	1:13:04.519
26	1	2:50.088	45.984	51.376	1:12.728	184.3	1:15:54.607
27	1	2:50.326	45.985	50.714	1:13.627	184.9	1:18:44.933
28	1	2:52.112	45.994	51.981	1:14.137	184.3	1:21:37.045
29	1	2:50.501	46.651	51.443	1:12.407	182.1	1:24:27.546
30	1	2:48.951	46.125	50.670	1:12.156	186.5	1:27:16.497
31	1	2:49.752	46.087	50.889	1:12.776	184.3	1:30:06.249
32	1	2:50.634	46.016	51.345	1:13.273	184.9	1:32:56.883

10 — Porsche 911 2.0L
1.Olivier RASTIT
2.Christian HIESSE — GTL

Lap	D	Time	Sector 1	Sector 2	Sector 3	T. Spd	Elapsed
1	2	3:13.940	1:00.172	54.967	1:18.801		3:13.940
2	2	3:01.837	49.668	54.457	1:17.712	172.8	6:15.777
3	2	3:03.143	49.550	55.250	1:18.343	174.2	9:18.920
4	2	3:05.276	50.806	55.576	1:18.894	172.5	12:24.196
5	2	3:04.916	51.206	55.270	1:18.440	169.3	15:29.112
6	2	3:02.226	49.893	55.127	1:17.206	169.8	18:31.338
7	2	3:02.513	49.544	55.725	1:17.244	171.7	21:33.851
8	2	3:02.049	50.221	54.783	1:17.045	172.2	24:35.900
9	2	3:01.120	48.973	55.198	1:16.949	171.4	27:37.020
10	2	3:01.237	49.374	54.886	1:16.977	170.9	30:38.257
11	2	3:01.167	49.449	54.105	1:17.613	168.5	33:39.424
12	2	3:06.333	51.726	55.259	1:19.348	168.2	36:45.757
13	2	3:01.801	50.069	54.923	1:16.809	168.2	39:47.558
14	2	3:03.052	49.549	55.078	1:18.425	166.7	42:50.610
15	2	3:05.939	51.378	56.251	1:18.310	162.9	45:56.549
16	2	3:03.692	50.477	55.582	1:17.633	165.9	49:00.241
17	2	5:10.144 **B**	50.546	56.244	3:23.354	163.1	54:10.385
18	1	5:34.037 **B**	1:25.558	1:06.707	3:01.772	79.6	59:44.422
19	1	3:40.634	1:17.496	58.228	1:24.910	97.4	1:03:25.056
20	1	3:06.783	51.026	56.283	1:19.474	164.4	1:06:31.839
21	1	3:07.165	50.397	56.322	1:20.446	170.6	1:09:39.004
22	1	3:07.597	50.914	56.389	1:20.294	168.0	1:12:46.601
23	1	3:07.752	51.578	56.647	1:19.527	168.0	1:15:54.353
24	1	3:07.278	50.644	56.519	1:20.115	156.7	1:19:01.631
25	1	3:05.746	50.426	55.829	1:19.491	167.4	1:22:07.377
26	1	3:04.867	50.185	55.594	1:19.088	165.6	1:25:12.244
27	1	3:08.441	50.830	57.388	1:20.223	165.9	1:28:20.685
28	1	3:07.199	50.750	56.880	1:19.569	161.9	1:31:27.884
29	1	3:05.577	49.781	56.311	1:19.485	168.0	1:34:33.461

15 — Porsche 911 2.0L
1.David DANGLARD — GTL

Lap	D	Time	Sector 1	Sector 2	Sector 3	T. Spd	Elapsed
1	1	3:03.278	56.828	53.167	1:13.283		3:03.278
2	1	2:56.376	47.822	52.692	1:15.862	171.4	5:59.654
3	1	2:53.041	47.095	52.684	1:13.262	170.9	8:52.695
4	1	2:53.325	46.932	52.632	1:13.761	169.0	11:46.020
5	1	2:53.056	46.832	52.538	1:13.686	168.5	14:39.076
6	1	2:52.767	46.787	52.822	1:13.158	171.2	17:31.843
7	1	2:53.363	47.232	52.741	1:13.390	169.8	20:25.206
8	1	2:53.417	47.045	53.034	1:13.338	168.0	23:18.623
9	1	2:53.822	47.033	53.436	1:13.353	169.0	26:12.445
10	1	2:52.973	46.930	52.826	1:13.217	168.7	29:05.418
11	1	2:53.369	47.354	52.972	1:13.043	169.3	31:58.787
12	1	2:56.545	47.278	52.828	1:16.439	169.0	34:55.332
13	1	2:53.419	47.024	52.683	1:13.712	170.1	37:48.751
14	1	2:52.630	47.030	52.676	1:12.924	169.3	40:41.381
15	1	2:53.068	46.920	52.569	1:13.579	169.8	43:34.449
16	1	3:03.212 **B**	47.275	52.678	1:23.259	169.0	46:37.661
17	1	5:10.310	3:04.461	52.591	1:13.258	111.9	51:47.971
18	1	2:53.201	47.489	52.560	1:13.152	168.2	54:41.172
19	1	2:54.435	47.065	53.310	1:14.060	169.5	57:35.607
20	1	2:53.283	47.262	52.788	1:13.233	170.1	1:00:28.890
21	1	3:43.963	1:16.228	53.634	1:34.101	170.1	1:04:12.853
22	1	2:54.641	47.897	53.109	1:13.635	168.7	1:07:07.494
23	1	2:54.824	47.793	53.183	1:13.848	169.5	1:10:02.318
24	1	2:53.609	47.375	52.609	1:13.625	170.3	1:12:55.927
25	1	2:54.428	47.303	52.631	1:14.494	168.7	1:15:50.355
26	1	2:54.024	47.243	52.997	1:13.784	169.3	1:18:44.379
27	1	2:53.985	47.655	52.693	1:13.637	167.4	1:21:38.364
28	1	2:54.950	47.498	53.116	1:14.336	170.9	1:24:33.314
29	1	2:54.165	47.380	52.861	1:13.924	170.1	1:27:27.479
30	1	2:56.239	47.971	54.168	1:14.100	170.6	1:30:23.718
31	1	2:54.385	47.404	53.294	1:13.687	169.5	1:33:18.103

19 — Porsche 911 2.0L
1.Jose Ruben ZANCHETTA
2.James TURNER — GTL

Lap	D	Time	Sector 1	Sector 2	Sector 3	T. Spd	Elapsed
1	1	3:02.321	54.303	53.695	1:14.323		3:02.321
2	1	3:00.446	48.496	52.004	1:19.946	172.0	6:02.767
3	1	2:55.449	48.545	52.890	1:14.014	179.7	8:58.216
4	1	2:54.507	47.742	52.558	1:14.207	180.9	11:52.723
5	1	2:53.811	47.460	52.681	1:13.670	177.9	14:46.534
6	1	2:54.634	47.448	52.147	1:15.039	178.8	17:41.168
7	1	2:52.199	46.917	51.933	1:13.349	184.3	20:33.367
8	1	2:52.131	47.415	51.749	1:12.967	180.9	23:25.498
9	1	2:53.815	47.628	52.542	1:13.645	180.0	26:19.313
10	1	2:52.635	47.879	51.969	1:12.787	180.9	29:11.948

AVON By Soulpneu-TYRES

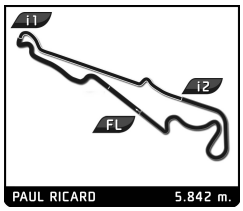

2.0L CUP
DIX MILLE TOURS
RACE

Sector Analysis

Personal Best | Session Best | **B** Crossing the finish line in pit lane

Lap	D	Time	Sector 1	Sector 2	Sector 3	T. Spd	Elapsed
11	1	2:54.867	47.195	53.514	1:14.158	183.1	32:06.815
12	1	3:19.095	47.763	54.025	1:37.307	175.9	35:25.910
13	1	2:53.219	47.329	52.047	1:13.843	182.1	38:19.129
14	1	3:03.350	47.545	1:02.211	1:13.594	179.1	41:22.479
15	1	2:55.304	48.142	53.451	1:13.711	178.2	44:17.783
16	1	3:08.193 **B**	47.928	53.562	1:26.703	178.5	47:25.976
17	2	5:11.780	3:09.339	50.661	1:11.780	117.8	52:37.756
18	2	2:47.845	46.025	50.444	1:11.376	187.5	55:25.601
19	2	2:47.728	45.907	50.183	1:11.638	187.5	58:13.329
20	2	2:47.020	45.594	50.465	1:10.961	187.8	1:01:00.349
21	2	2:51.852	46.200	50.747	1:14.905	188.8	1:03:52.201
22	2	2:46.692	45.679	49.984	1:11.029	185.9	1:06:38.893
23	2	2:47.734	45.319	50.356	1:12.059	187.8	1:09:26.627
24	2	2:46.971	45.455	50.033	1:11.483	188.8	1:12:13.598
25	2	2:46.862	45.467	50.072	1:11.323	188.8	1:15:00.460
26	2	2:48.611	46.319	51.066	1:11.226	188.5	1:17:49.071
27	2	2:46.321	45.315	50.059	1:10.947	189.1	1:20:35.392
28	2	2:46.834	45.783	50.307	1:10.744	189.1	1:23:22.226
29	2	2:47.215	45.321	50.786	1:11.108	188.5	1:26:09.441
30	2	2:48.103	45.904	50.161	1:12.038	188.5	1:28:57.544
31	2	2:46.791	46.053	50.082	1:10.656	188.5	1:31:44.335
32	2	2:46.099	45.543	49.985	1:10.571	189.1	1:34:30.434

23 **Porsche 911 2.0L** GTL
1.Frédéric LEMOS
2.Julien ROLLET

Lap	D	Time	Sector 1	Sector 2	Sector 3	T. Spd	Elapsed
1	2	3:15.344	1:01.266	55.595	1:18.483		3:15.344
2	2	3:08.450	50.425	58.050	1:19.975	168.7	6:23.794
3	2	3:06.231	50.913	56.394	1:18.924	164.9	9:30.025
4	2	3:05.558	51.305	55.845	1:18.408	164.6	12:35.583
5	2	3:05.158	50.745	55.403	1:19.010	167.4	15:40.741
6	2	3:07.222	50.870	56.253	1:20.099	166.2	18:47.963
7	2	3:09.359	51.505	56.351	1:21.503	163.6	21:57.322

27 **Porsche 911 2.0L** GTL-ELI
1.Stephen EDWARDS
2.Matt NEAL

Lap	D	Time	Sector 1	Sector 2	Sector 3	T. Spd	Elapsed
1	2	2:55.956	53.128	51.165	1:11.663		2:55.956
2	2	2:47.588	45.572	50.607	1:11.409	180.9	5:43.544
3	2	2:48.590	46.280	50.887	1:11.423	181.2	8:32.134
4	2	2:48.321	45.830	50.949	1:11.542	181.2	11:20.455
5	2	2:48.644	45.712	51.006	1:11.926	180.9	14:09.099
6	2	2:48.662	45.974	51.350	1:11.338	180.0	16:57.761
7	2	2:48.510	45.720	51.097	1:11.693	182.1	19:46.271
8	2	2:48.621	46.049	50.971	1:11.601	180.6	22:34.892
9	2	2:48.491	45.936	50.899	1:11.656	181.5	25:23.383
10	2	2:48.936	46.074	51.249	1:11.613	181.2	28:12.319
11	2	2:49.102	46.099	51.043	1:11.960	180.6	31:01.421
12	2	2:49.267	46.352	51.132	1:11.783	181.2	33:50.688
13	2	2:49.704	46.021	51.033	1:12.650	181.2	36:40.392
14	2	2:50.195	46.465	51.448	1:12.282	180.6	39:30.587
15	2	2:55.432 **B**	46.439	51.255	1:17.738	180.9	42:26.019
16	1	5:42.940	3:30.721	54.421	1:17.798	103.5	48:08.959
17	1	3:01.018	48.840	54.661	1:17.517	177.9	51:09.977
18	1	2:59.767	48.416	53.682	1:17.669	179.4	54:09.744

32 **Porsche 911 2.0L** GTL
1.Arthur MATHIEU
2.Benjamin MONNAY

Lap	D	Time	Sector 1	Sector 2	Sector 3	T. Spd	Elapsed
1	1	2:58.303	54.491	51.915	1:11.897		2:58.303
2	1	2:49.645	46.206	51.344	1:12.095	180.6	5:47.948
3	1	2:49.944	46.064	51.598	1:12.282	180.9	8:37.892
4	1	2:49.671	46.349	51.225	1:12.097	180.9	11:27.563
5	1	2:49.611	45.807	51.410	1:12.394	181.2	14:17.174
6	1	2:49.861	45.983	51.435	1:12.443	180.9	17:07.035
7	1	2:50.961	46.901	51.636	1:12.424	181.5	19:57.996
8	1	2:49.916	46.219	51.457	1:12.240	180.3	22:47.912
9	1	2:49.925	46.168	51.480	1:12.277	180.3	25:37.837
10	1	2:50.680	46.249	51.570	1:12.861	182.1	28:28.517
11	1	2:49.798	46.252	51.677	1:11.869	180.6	31:18.315
12	1	2:49.752	45.843	51.365	1:12.544	180.9	34:08.067
13	1	2:50.156	46.123	51.547	1:12.486	181.8	36:58.223
14	1	2:49.646	45.950	51.450	1:12.246	180.6	39:47.869
15	1	2:49.947	45.993	51.335	1:12.619	181.2	42:37.816
16	1	2:49.702	46.016	51.637	1:12.049	180.0	45:27.518
17	1	2:55.671 **B**	46.104	51.560	1:18.007	180.3	48:23.189
18	2	5:06.978	3:02.840	51.503	1:12.635	108.2	53:30.167
19	2	2:49.460	46.161	51.332	1:11.967	181.5	56:19.627
20	2	2:49.671	46.776	51.357	1:11.538	180.6	59:09.298
21	2	2:50.106	45.983	51.490	1:12.633	181.2	1:01:59.404
22	2	2:49.454	45.837	51.438	1:12.179	180.6	1:04:48.858
23	2	2:49.996	46.309	51.473	1:12.214	180.6	1:07:38.854
24	2	2:48.405	45.659	51.085	1:11.661	180.9	1:10:27.259
25	2	2:48.315	45.800	51.368	1:11.147	181.8	1:13:15.574
26	2	2:48.739	45.632	51.113	1:11.994	182.4	1:16:04.313
27	2	2:48.975	45.989	51.078	1:11.908	180.9	1:18:53.288
28	2	2:49.788	46.021	51.027	1:12.740	181.8	1:21:43.076
29	2	2:49.490	46.159	50.757	1:12.574	181.5	1:24:32.566
30	2	2:49.701	46.106	51.113	1:12.482	182.4	1:27:22.267
31	2	2:49.970	47.228	51.196	1:11.546	181.2	1:30:12.237
32	2	2:48.978	45.914	50.885	1:12.179	180.9	1:33:01.215

40 **Porsche 911 2.0L** GTL
1.Syd COOMBES

Lap	D	Time	Sector 1	Sector 2	Sector 3	T. Spd	Elapsed
1	1	3:02.688	56.517	53.196	1:12.975		3:02.688
2	1	2:52.002	47.129	51.253	1:13.620	182.1	5:54.690
3	1	2:51.952	46.888	51.896	1:13.168	182.7	8:46.642
4	1	2:52.134	46.741	51.830	1:13.563	180.6	11:38.776
5	1	2:53.974	46.785	51.667	1:15.522	182.1	14:32.750
6	1	2:52.593	47.040	51.379	1:14.174	179.1	17:25.343
7	1	2:51.645	47.009	51.503	1:13.133	180.3	20:16.988
8	1	2:52.569	47.040	51.613	1:13.916	180.6	23:09.557
9	1	2:53.204	47.451	51.859	1:13.894	180.0	26:02.761
10	1	2:54.642	46.818	51.899	1:15.925	181.5	28:57.403
11	1	2:55.007	48.312	52.572	1:14.123	180.3	31:52.410
12	1	2:56.605	48.024	52.097	1:16.484	179.1	34:49.015
13	1	2:54.438	47.257	52.818	1:14.363	179.1	37:43.453
14	1	2:58.877 **B**	48.352	53.045	1:17.480	180.6	40:42.330
15	1	5:14.883	3:07.963	52.493	1:14.427	108.1	45:57.213
16	1	2:55.428	47.843	52.463	1:15.122	179.4	48:52.641
17	1	2:53.591	47.519	51.695	1:14.377	179.1	51:46.232
18	1	2:54.447	47.119	51.647	1:15.681	180.9	54:40.679
19	1	2:54.107	47.070	53.125	1:13.912	179.1	57:34.786
20	1	2:52.793	46.838	51.786	1:14.169	181.2	1:00:27.579
21	1	2:56.901	47.319	52.273	1:17.309	181.8	1:03:24.480
22	1	2:55.572	47.521	52.020	1:16.031	181.5	1:06:20.052
23	1	2:53.296	47.100	51.811	1:14.385	180.9	1:09:13.348
24	1	2:54.190	47.818	51.671	1:14.701	180.3	1:12:07.538

AVON By Soulpneu-TYRES

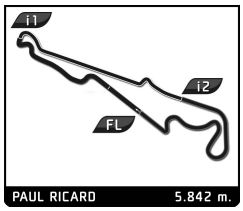

2.0L CUP
DIX MILLE TOURS
RACE

Sector Analysis

Personal Best | Session Best | **B** Crossing the finish line in pit lane

41 — Porsche 911 2.0L — ELI
1.Seb PEREZ
2.Nigel GREENSALL

Lap	D	Time	Sector 1	Sector 2	Sector 3	T. Spd	Elapsed
25	1	2:54.739	47.431	52.706	1:14.602	179.7	1:15:02.277
26	1	2:53.832	47.158	51.767	1:14.907	180.9	1:17:56.109
27	1	2:56.797	49.014	52.493	1:15.290	179.7	1:20:52.906
28	1	2:54.012	47.260	52.126	1:14.626	179.4	1:23:46.918
29	1	2:56.170	49.032	52.257	1:14.881	182.1	1:26:43.088
30	1	2:53.851	47.404	51.678	1:14.769	178.8	1:29:36.939
31	1	2:54.813	47.988	52.078	1:14.747	180.6	1:32:31.752

55 — Porsche 911 2.0L — GTL
1.Philippe de CRAENE

Lap	D	Time	Sector 1	Sector 2	Sector 3	T. Spd	Elapsed
1	1	2:51.284	49.549	50.243	1:11.492		2:51.284
2	1	2:47.492	44.858	50.676	1:11.958	182.1	5:38.776
3	1	2:59.547 B	46.314	52.683	1:20.550	175.6	8:38.323
1	1	2:56.249	52.859	51.197	1:12.193		2:56.249
2	1	2:49.687	46.409	51.280	1:11.998	180.0	5:45.936
3	1	2:49.828	46.342	51.139	1:12.347	181.2	8:35.764
4	1	2:48.876	46.286	51.076	1:11.514	182.7	11:24.640
5	1	2:49.739	46.515	51.071	1:12.153	184.0	14:14.379
6	1	2:49.754	46.646	51.076	1:12.032	184.0	17:04.133
7	1	2:50.043	46.046	51.350	1:12.647	183.1	19:54.176
8	1	2:50.709	46.229	51.120	1:13.360	182.4	22:44.885
9	1	2:51.237	46.569	52.252	1:12.416	182.1	25:36.122
10	1	2:49.265	46.008	50.712	1:12.545	184.9	28:25.387
11	1	2:50.994	46.184	52.126	1:12.684	185.2	31:16.381
12	1	2:51.840	46.494	52.249	1:13.097	184.0	34:08.221
13	1	2:50.784	46.802	51.277	1:12.705	176.8	36:59.005
14	1	2:49.333	46.361	50.811	1:12.161	183.7	39:48.338
15	1	2:49.874	46.589	50.725	1:12.560	181.8	42:38.212
16	1	2:50.144	46.231	51.475	1:12.438	180.6	45:28.356
17	1	2:50.767	46.084	51.043	1:13.640	182.1	48:19.123
18	1	2:54.480 B	47.098	51.730	1:15.652	178.8	51:13.603
19	1	5:14.613	3:09.726	51.966	1:12.921	105.0	56:28.216
20	1	2:50.473	46.898	51.742	1:11.833	179.4	59:18.689
21	1	2:52.113	46.289	51.324	1:14.500	182.7	1:02:10.802
22	1	2:53.492	46.416	51.261	1:15.815	179.7	1:05:04.294
23	1	2:51.495	46.994	51.388	1:13.113	178.8	1:07:55.789
24	1	2:50.700	46.500	51.528	1:12.672	180.3	1:10:46.489
25	1	2:52.134	46.873	51.320	1:13.941	181.5	1:13:38.623
26	1	2:51.894	46.655	51.722	1:13.517	179.7	1:16:30.517
27	1	2:52.346	46.737	51.857	1:13.752	180.6	1:19:22.863
28	1	2:51.898	47.041	51.693	1:13.164	177.3	1:22:14.761
29	1	2:51.525	46.836	51.433	1:13.256	180.9	1:25:06.286
30	1	2:51.445	47.149	51.379	1:12.917	178.2	1:27:57.731
31	1	2:51.455	46.742	51.454	1:13.259	180.3	1:30:49.186
32	1	2:51.652	47.622	51.404	1:12.626	180.0	1:33:40.838

63 — Porsche 911 2.0L — GTL
1.Franck DECHAME
2.Jean-Marc BACHELIER

Lap	D	Time	Sector 1	Sector 2	Sector 3	T. Spd	Elapsed
1	1	3:06.922	57.526	53.240	1:16.156		3:06.922
2	1	3:00.184	49.724	54.216	1:16.244	175.6	6:07.106
3	1	2:56.918	48.449	53.008	1:15.461	177.3	9:04.024
4	1	2:58.012	48.431	53.907	1:15.674	176.8	12:02.036
5	1	2:56.195	48.044	53.126	1:15.025	177.3	14:58.231
6	1	2:59.226	48.669	54.042	1:16.515	177.0	17:57.457
7	1	2:59.397	48.691	54.674	1:16.032	175.3	20:56.854
8	1	2:57.381	48.168	53.235	1:15.978	174.5	23:54.235
9	1	2:58.344	48.283	53.099	1:16.962	176.2	26:52.579
10	1	2:58.425	48.167	53.195	1:17.063	175.3	29:51.004
11	1	2:58.852	48.809	53.816	1:16.227	173.6	32:49.856
12	1	2:57.961	48.442	53.510	1:16.009	172.0	35:47.817
13	1	2:57.826	48.317	53.537	1:15.972	175.9	38:45.643
14	1	2:57.906	48.591	53.792	1:15.523	174.2	41:43.549
15	1	3:04.351 B	48.999	53.909	1:21.443	169.8	44:47.900
16	2	5:11.125	3:03.664	53.128	1:14.333	100.6	49:59.025
17	2	3:03.047 B	47.647	52.606	1:22.794	177.0	53:02.072

64 — Porsche 911 2.0L — ELI
1.Andrew SMITH
2.Oliver BRYANT

Lap	D	Time	Sector 1	Sector 2	Sector 3	T. Spd	Elapsed
1	1	2:51.567	50.116	50.644	1:10.807		2:51.567
2	1	2:45.938	45.138	50.161	1:10.639	183.1	5:37.505
3	1	2:46.273	45.036	50.446	1:10.791	181.8	8:23.778
4	1	2:46.777	45.236	50.589	1:10.952	180.6	11:10.555
5	1	2:47.266	45.369	50.753	1:11.144	180.6	13:57.821
6	1	2:47.424	45.480	50.844	1:11.100	180.3	16:45.245
7	1	2:47.909	45.729	50.877	1:11.303	181.2	19:33.154
8	1	2:47.786	45.475	50.673	1:11.638	178.8	22:20.940
9	1	2:47.590	45.399	50.624	1:11.567	180.9	25:08.530
10	1	2:47.716	45.342	50.817	1:11.557	180.9	27:56.246
11	1	2:47.473	45.569	50.741	1:11.163	180.6	30:43.719
12	1	2:47.230	45.190	50.652	1:11.388	181.5	33:30.949
13	1	2:47.424	45.498	50.883	1:11.043	180.3	36:18.373
14	1	2:47.535	45.511	50.964	1:11.060	182.1	39:05.908
15	1	2:48.131	45.263	50.795	1:12.073	180.9	41:54.039
16	1	2:48.358	45.601	51.122	1:11.635	180.0	44:42.397
17	1	2:48.201	45.541	50.794	1:11.866	180.9	47:30.598
18	1	2:55.333 B	45.850	50.468	1:19.015	181.5	50:25.931
19	2	5:40.781	3:39.495	50.465	1:10.821	107.0	56:06.712
20	2	2:46.163	45.098	50.369	1:10.696	182.7	58:52.875
21	2	2:45.999	44.691	50.167	1:11.141	184.3	1:01:38.874
22	2	2:45.874	44.735	50.338	1:10.801	184.6	1:04:24.748
23	2	2:45.801	44.949	50.221	1:10.631	182.7	1:07:10.549
24	2	2:46.240	45.130	50.434	1:10.676	184.0	1:09:56.789
25	2	2:45.476	44.955	50.175	1:10.346	184.0	1:12:42.265
26	2	2:45.453	44.727	50.004	1:10.722	184.9	1:15:27.718
27	2	2:46.058	44.881	49.914	1:11.263	184.9	1:18:13.776
28	2	2:47.498	46.131	50.130	1:11.237	185.2	1:21:01.274
29	2	2:46.541	44.936	50.533	1:11.072	188.2	1:23:47.815
30	2	2:47.125	46.146	49.935	1:11.044	186.2	1:26:34.940
31	2	2:45.414	44.887	49.796	1:10.731	186.9	1:29:20.354
32	2	2:45.155	44.634	49.665	1:10.856	187.2	1:32:05.509

73 — Porsche 911 2.0L — GTL
1.William PAUL

Lap	D	Time	Sector 1	Sector 2	Sector 3	T. Spd	Elapsed
1	1	2:56.394	52.533	50.946	1:12.915		2:56.394
2	1	2:48.584	46.592	50.647	1:11.345	181.5	5:44.978
3	1	2:49.113	46.193	50.753	1:12.167	182.4	8:34.091
4	1	2:48.323	45.839	50.391	1:12.093	181.2	11:22.414
5	1	2:49.686	46.002	51.637	1:12.047	181.2	14:12.100
6	1	2:48.889	46.135	50.990	1:11.764	180.6	17:00.989
7	1	2:49.231	46.346	50.947	1:11.938	182.1	19:50.220
8	1	2:48.887	46.002	50.931	1:11.954	180.0	22:39.107

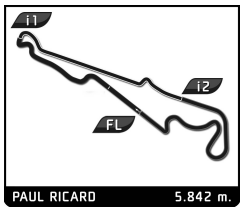

2.0L CUP
DIX MILLE TOURS
RACE

Sector Analysis

Personal Best | Session Best | **B** Crossing the finish line in pit lane

Lap	D	Time	Sector 1	Sector 2	Sector 3	T. Spd	Elapsed
9	1	2:49.478	46.201	51.030	1:12.247	180.9	25:28.585
10	1	2:49.670	46.149	51.299	1:12.222	180.6	28:18.255
11	1	2:49.019	46.026	51.108	1:11.885	180.0	31:07.274
12	1	2:49.504	46.283	51.193	1:12.028	180.3	33:56.778
13	1	2:49.179	46.202	51.179	1:11.798	180.0	36:45.957
14	1	2:49.004	45.968	50.856	1:12.180	180.3	39:34.961
15	1	2:49.699	47.056	50.911	1:11.732	179.7	42:24.660
16	1	2:55.756 **B**	46.099	51.071	1:18.586	180.9	45:20.416
17	1	5:15.205	3:12.107	51.076	1:12.022	107.1	50:35.621
18	1	2:50.545	46.289	51.037	1:13.219	180.3	53:26.166
19	1	2:50.193	46.296	51.417	1:12.480	181.5	56:16.359
20	1	2:49.479	46.115	51.252	1:12.112	181.5	59:05.838
21	1	2:49.861	46.345	51.055	1:12.461	180.0	1:01:55.699
22	1	2:50.989	45.989	51.236	1:13.764	180.3	1:04:46.688
23	1	2:50.120	46.321	51.188	1:12.611	179.1	1:07:36.808
24	1	2:49.078	46.029	51.147	1:11.902	179.1	1:10:25.886
25	1	2:48.452	45.895	50.741	1:11.816	180.9	1:13:14.338
26	1	2:50.145	46.255	51.333	1:12.557	180.9	1:16:04.483
27	1	2:49.563	46.411	50.957	1:12.195	180.3	1:18:54.046
28	1	2:49.621	45.823	50.783	1:13.015	182.4	1:21:43.667
29	1	2:50.277	46.179	50.706	1:13.392	181.5	1:24:33.944
30	1	2:48.503	45.764	50.757	1:11.982	183.4	1:27:22.447
31	1	2:49.750	46.679	51.103	1:11.968	180.6	1:30:12.197
32	1	2:49.111	46.436	51.144	1:11.531	181.2	1:33:01.308

74 — Porsche 911 2.0L
1.Christian COLL — GTL

Lap	D	Time	Sector 1	Sector 2	Sector 3	T. Spd	Elapsed
1	1	2:52.866	50.872	50.733	1:11.261		2:52.866
2	1	2:47.465	45.648	50.961	1:10.856	187.8	5:40.331
3	1	2:47.227	45.403	51.094	1:10.730	188.2	8:27.558
4	1	2:46.799	45.441	50.733	1:10.625	187.2	11:14.357
5	1	2:49.157	45.492	53.222	1:10.443	188.2	14:03.514
6	1	2:47.909	45.662	51.121	1:11.126	189.1	16:51.423
7	1	2:47.771	45.458	51.205	1:11.108	187.5	19:39.194
8	1	2:48.277	45.521	50.598	1:12.158	187.2	22:27.471
9	1	2:48.001	45.553	50.957	1:11.491	188.2	25:15.472
10	1	2:49.146	46.081	51.208	1:11.857	188.5	28:04.618
11	1	2:49.414	46.670	51.314	1:11.430	189.1	30:54.032
12	1	2:48.668	46.154	50.802	1:11.712	187.5	33:42.700
13	1	2:49.358	46.132	50.935	1:12.291	187.5	36:32.058
14	1	2:47.805	45.346	50.971	1:11.488	187.8	39:19.863
15	1	2:47.841	44.978	50.940	1:11.923	187.2	42:07.704
16	1	2:48.789	45.200	51.482	1:12.107	186.9	44:56.493
17	1	2:48.602	45.604	51.317	1:11.681	186.5	47:45.095
18	1	2:54.349 **B**	46.557	50.900	1:16.892	184.9	50:39.444
19	1	5:06.433	3:03.481	51.078	1:11.874	116.8	55:45.877
20	1	2:47.961	45.705	50.891	1:11.365	186.5	58:33.838
21	1	2:47.800	45.128	51.295	1:11.377	186.9	1:01:21.638
22	1	2:51.919	45.391	50.971	1:15.557	187.5	1:04:13.557
23	1	2:47.622	45.212	50.932	1:11.478	187.2	1:07:01.179
24	1	2:48.873	45.722	51.318	1:11.833	186.5	1:09:50.052
25	1	2:47.393	45.104	50.678	1:11.611	187.2	1:12:37.445
26	1	2:47.446	45.295	50.826	1:11.325	187.5	1:15:24.891
27	1	2:48.186	46.018	50.971	1:11.197	188.2	1:18:13.077
28	1	2:48.838	45.538	50.844	1:12.456	187.2	1:21:01.915
29	1	2:48.123	45.880	50.472	1:11.771	183.4	1:23:50.038
30	1	2:48.398	46.438	50.650	1:11.310	187.5	1:26:38.436
31	1	2:47.687	45.515	50.921	1:11.251	187.2	1:29:26.123
32	1	2:49.506	45.920	51.488	1:12.098	187.8	1:32:15.629

77 — Porsche 911 2.0L
1.Mark SUMPTER
2.Andrew JORDAN — ELI

Lap	D	Time	Sector 1	Sector 2	Sector 3	T. Spd	Elapsed
1	1	2:51.808	50.350	50.217	1:11.241		2:51.808
2	1	2:46.945	45.583	50.092	1:11.270	185.9	5:38.753
3	1	2:46.986	45.570	50.502	1:10.914	186.2	8:25.739
4	1	2:47.616	45.443	50.601	1:11.572	185.2	11:13.355
5	1	2:47.624	45.784	50.297	1:11.543	185.2	14:00.979
6	1	2:47.484	45.376	50.407	1:11.701	185.2	16:48.463
7	1	2:48.580	45.334	50.652	1:12.594	186.2	19:37.043
8	1	2:49.259	46.284	51.177	1:11.798	179.7	22:26.302
9	1	2:48.807	46.022	50.768	1:12.017	182.1	25:15.109
10	1	2:48.836	45.999	50.784	1:12.053	182.4	28:03.945
11	1	2:48.972	46.092	50.966	1:11.914	184.6	30:52.917
12	1	2:48.987	46.245	50.805	1:11.937	184.3	33:41.904
13	1	2:55.718 **B**	46.379	50.867	1:18.472	183.4	36:37.622
14	2	5:44.330	3:43.746	49.606	1:10.978	110.4	42:21.952
15	2	2:45.670	44.671	49.910	1:11.089	184.3	45:07.622
16	2	2:45.640	44.893	49.965	1:10.782	184.9	47:53.262
17	2	2:45.075	44.730	50.063	1:10.282	187.2	50:38.337
18	2	2:46.686	44.813	50.029	1:11.844	187.5	53:25.023
19	2	2:46.050	44.838	50.193	1:11.019	188.8	56:11.073
20	2	2:45.599	44.765	49.905	1:10.929	184.6	58:56.672
21	2	2:45.409	44.698	49.847	1:10.864	188.5	1:01:42.081
22	2	2:45.173	44.647	49.794	1:10.732	187.2	1:04:27.254
23	2	2:44.833	44.672	49.780	1:10.381	186.2	1:07:12.087
24	2	2:45.918	44.700	50.545	1:10.673	189.8	1:09:58.005
25	2	2:45.060	44.658	49.789	1:10.613	187.8	1:12:43.065
26	2	2:45.551	44.443	49.843	1:11.265	190.1	1:15:28.616
27	2	2:45.223	44.881	49.818	1:10.524	188.8	1:18:13.839
28	2	2:47.151	45.745	50.090	1:11.316	185.9	1:21:00.990
29	2	2:46.529	44.970	50.317	1:11.242	186.5	1:23:47.519
30	2	2:47.137	46.193	49.928	1:11.016	186.9	1:26:34.656
31	2	2:45.334	44.865	49.917	1:10.552	186.5	1:29:19.990
32	2	2:45.072	44.576	49.864	1:10.632	187.2	1:32:05.062

84 — Porsche 911 2.0L
1.Steve JONES
2.Christopher ATKINSON — GTL

Lap	D	Time	Sector 1	Sector 2	Sector 3	T. Spd	Elapsed
1	1	3:11.991	59.514	54.211	1:18.266		3:11.991
2	1	3:01.340	49.626	54.175	1:17.539	177.3	6:13.331
3	1	3:01.343	49.856	53.979	1:17.508	175.0	9:14.674
4	1	3:01.523	49.621	53.898	1:18.004	174.2	12:16.197
5	1	3:01.025	49.973	53.935	1:17.117	174.8	15:17.222
6	1	2:59.383	48.956	53.284	1:17.143	179.1	18:16.605
7	1	2:58.987	48.794	53.578	1:16.615	175.9	21:15.592
8	1	2:58.840	48.564	53.920	1:16.356	178.2	24:14.432
9	1	2:59.664	48.520	53.576	1:17.568	179.7	27:14.096
10	1	2:59.726	49.335	53.251	1:17.140	175.0	30:13.822
11	1	3:00.504	49.412	53.802	1:17.290	175.0	33:14.326
12	1	2:59.345	48.675	53.719	1:16.951	177.6	36:13.671
13	1	3:00.029	49.577	54.201	1:16.251	176.5	39:13.700
14	1	2:59.865	49.194	54.377	1:16.294	178.5	42:13.565
15	1	3:03.964 **B**	48.711	53.839	1:21.414	178.2	45:17.529
16	2	6:02.187	3:49.701	54.291	1:18.195	107.0	51:19.716
17	2	3:01.665	49.569	54.415	1:17.681	176.2	54:21.381
18	2	3:01.997	49.293	54.750	1:17.954	178.5	57:23.378

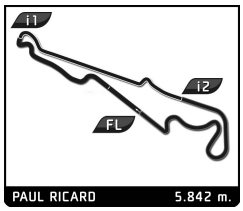

2.0L CUP
DIX MILLE TOURS
RACE

Sector Analysis

Personal Best | Session Best | **B** Crossing the finish line in pit lane

Lap	D	Time	Sector 1	Sector 2	Sector 3	T. Spd	Elapsed
19	2	2:59.720	49.040	53.715	1:16.965	174.8	1:00:23.098
20	2	3:02.345	48.350	54.439	1:19.556	179.4	1:03:25.443
21	2	3:00.114	48.851	54.539	1:16.724	181.2	1:06:25.557
22	2	3:00.410	48.261	54.821	1:17.328	179.4	1:09:25.967
23	2	2:59.367	48.693	53.311	1:17.363	179.1	1:12:25.334
24	2	2:58.557	48.436	53.414	1:16.707	178.2	1:15:23.891
25	2	3:02.445	51.238	53.991	1:17.216	180.0	1:18:26.336
26	2	3:00.835	49.597	54.503	1:16.735	178.2	1:21:27.171
27	2	2:59.145	48.737	53.839	1:16.569	179.4	1:24:26.316
28	2	3:00.000	49.237	53.295	1:17.468	180.0	1:27:26.316
29	2	2:58.998	48.845	53.998	1:16.155	179.1	1:30:25.314
30	2	3:08.754	57.171	55.060	1:16.523	180.3	1:33:34.068

94 Porsche 911 2.0L
1.Georges VERQUIN — GTL

Lap	D	Time	Sector 1	Sector 2	Sector 3	T. Spd	Elapsed
1	1	3:09.046	58.135	53.906	1:17.005		3:09.046
2	1	2:59.710	49.163	53.924	1:16.623	173.4	6:08.756
3	1	2:58.771	49.483	53.381	1:15.907	179.1	9:07.527
4	1	2:59.519	48.734	53.708	1:17.077	176.2	12:07.046
5	1	3:01.873	48.773	55.094	1:18.006	176.5	15:08.919
6	1	2:59.358	49.160	53.587	1:16.611	173.9	18:08.277
7	1	2:59.850	49.550	53.447	1:16.853	170.6	21:08.127
8	1	3:01.153	48.890	55.676	1:16.587	175.0	24:09.280
9	1	2:57.413	48.177	53.153	1:16.083	178.5	27:06.693
10	1	3:01.079	48.469	55.917	1:16.693	179.7	30:07.772
11	1	2:59.641	49.856	53.338	1:16.447	167.7	33:07.413
12	1	2:56.857	48.448	52.785	1:15.624	174.5	36:04.270
13	1	3:04.438	51.399	56.516	1:16.523	178.8	39:08.708
14	1	3:01.234	49.041	55.141	1:17.052	177.3	42:09.942
15	1	3:01.551	48.830	53.764	1:18.957	178.8	45:11.493
16	1	3:10.851 **B**	50.371	53.644	1:26.836	171.4	48:22.344
17	1	5:21.197	3:09.765	54.136	1:17.296	107.1	53:43.541
18	1	2:59.066	49.064	53.378	1:16.624	172.8	56:42.607
19	1	3:04.885	50.287	56.164	1:18.434	168.0	59:47.492
20	1	3:04.127	50.473	54.551	1:19.103	170.3	1:02:51.619
21	1	3:01.266	50.394	54.147	1:16.725	169.8	1:05:52.885
22	1	3:00.334	49.094	54.361	1:16.879	174.8	1:08:53.219
23	1	3:01.833	50.984	54.647	1:16.202	169.5	1:11:55.052
24	1	3:01.349	50.621	53.872	1:16.856	173.9	1:14:56.401
25	1	2:59.472	50.074	53.073	1:16.325	174.5	1:17:55.873
26	1	2:59.711	50.061	53.456	1:16.194	177.6	1:20:55.584
27	1	3:02.464	50.064	55.465	1:16.935	172.8	1:23:58.048
28	1	3:02.906	49.924	55.101	1:17.881	172.2	1:27:00.954
29	1	2:59.924	49.299	54.052	1:16.573	174.2	1:30:00.878
30	1	3:01.795	49.590	54.929	1:17.276	173.6	1:33:02.673

113 Porsche 911 2.0L
1.Christophe FLORIN — GTL

Lap	D	Time	Sector 1	Sector 2	Sector 3	T. Spd	Elapsed
1	1	3:12.761	58.916	55.489	1:18.356		3:12.761
2	1	3:01.366	49.562	54.243	1:17.561	176.8	6:14.127
3	1	3:00.632	49.541	54.566	1:16.525	178.2	9:14.759
4	1	3:01.575	49.988	53.665	1:17.922	176.8	12:16.334
5	1	2:59.559	50.244	53.816	1:15.499	177.6	15:15.893
6	1	2:58.362	48.777	54.055	1:15.530	177.3	18:14.255
7	1	2:58.171	48.600	53.555	1:16.016	177.0	21:12.426
8	1	2:57.194	48.429	53.502	1:15.263	176.8	24:09.620
9	1	2:57.310	48.805	53.580	1:14.925	179.7	27:06.930
10	1	2:59.256	49.560	54.603	1:15.093	177.9	30:06.186
11	1	2:58.709	48.603	54.012	1:16.094	177.9	33:04.895
12	1	2:58.018	48.232	54.170	1:15.616	175.3	36:02.913
13	1	2:57.279	48.714	53.262	1:15.303	177.0	39:00.192
14	1	2:56.051	48.236	53.036	1:14.779	177.0	41:56.243
15	1	5:06.406 **B**	48.548	53.280	3:24.578	177.6	47:02.649
16	1	3:20.498	1:09.634	54.594	1:16.270	98.0	50:23.147
17	1	2:57.423	48.408	53.363	1:15.652	177.3	53:20.570
18	1	2:58.188	48.374	54.139	1:15.675	176.5	56:18.758
19	1	2:57.652	48.873	53.520	1:15.259	177.9	59:16.410
20	1	2:59.383	49.604	53.665	1:16.114	176.8	1:02:15.793
21	1	2:58.778	48.602	53.804	1:16.372	177.3	1:05:14.571
22	1	2:58.501	48.272	53.978	1:16.251	174.8	1:08:13.072
23	1	2:57.523	48.416	53.304	1:15.803	173.9	1:11:10.595
24	1	2:59.997	48.751	54.056	1:17.190	177.6	1:14:10.592
25	1	2:58.050	48.883	53.389	1:15.778	173.6	1:17:08.642
26	1	2:57.914	48.442	53.713	1:15.759	175.9	1:20:06.556
27	1	2:58.055	48.676	53.956	1:15.423	175.9	1:23:04.611
28	1	2:59.113	48.981	53.894	1:16.238	173.9	1:26:03.724
29	1	2:57.644	47.934	53.275	1:16.435	177.3	1:29:01.368
30	1	2:58.056	48.456	53.556	1:16.044	177.3	1:31:59.424
31	1	2:58.353	48.996	53.514	1:15.843	174.8	1:34:57.777

116 Porsche 911 2.0L
1.Bonamy GRIMES — GTL

Lap	D	Time	Sector 1	Sector 2	Sector 3	T. Spd	Elapsed
1	1	2:53.861	51.612	50.456	1:11.793		2:53.861
2	1	2:47.688	45.709	50.453	1:11.526	184.6	5:41.549
3	1	2:47.682	45.616	50.522	1:11.544	185.2	8:29.231
4	1	2:46.987	45.541	49.971	1:11.475	183.4	11:16.218
5	1	2:46.915	45.241	50.544	1:11.130	184.6	14:03.133
6	1	2:49.519	46.292	51.143	1:12.084	184.3	16:52.652
7	1	2:47.523	45.542	50.456	1:11.525	185.6	19:40.175
8	1	2:48.303	45.701	50.445	1:12.157	185.2	22:28.478
9	1	2:47.778	45.486	50.195	1:12.097	184.3	25:16.256
10	1	2:49.105	45.990	51.190	1:11.925	186.2	28:05.361
11	1	2:49.891	46.129	51.586	1:12.176	186.2	30:55.252
12	1	2:48.596	46.051	50.317	1:12.228	184.3	33:43.848
13	1	2:49.368	46.925	50.983	1:11.460	183.7	36:33.216
14	1	2:47.948	45.438	50.372	1:12.138	184.3	39:21.164
15	1	2:48.484	45.349	50.599	1:12.536	184.3	42:09.648
16	1	2:50.760	45.233	52.164	1:13.363	185.2	45:00.408
17	1	2:48.275	45.697	50.597	1:11.981	182.4	47:48.683
18	1	2:52.503 **B**	46.432	50.724	1:15.347	181.2	50:41.186
19	1	5:08.011	3:02.761	51.508	1:13.742	110.4	55:49.197
20	1	2:49.552	45.915	50.740	1:12.897	182.7	58:38.749
21	1	2:51.841	47.497	51.346	1:12.998	182.1	1:01:30.590
22	1	2:50.604	46.116	50.557	1:13.931	182.1	1:04:21.194
23	1	2:49.584	46.415	50.932	1:12.237	180.0	1:07:10.778
24	1	2:48.797	45.723	50.690	1:12.384	181.2	1:09:59.575
25	1	2:48.997	46.209	50.656	1:12.132	184.6	1:12:48.572
26	1	2:49.810	46.419	50.623	1:12.768	184.9	1:15:38.382
27	1	2:49.792	46.828	51.266	1:11.698	182.4	1:18:28.174
28	1	2:53.532	45.975	50.531	1:17.026	184.9	1:21:21.706
29	1	2:50.745	46.967	51.095	1:12.683	178.2	1:24:12.451
30	1	2:48.956	46.654	50.798	1:11.504	182.7	1:27:01.407
31	1	2:50.393	45.960	51.310	1:13.123	184.6	1:29:51.800
32	1	2:49.612	45.998	51.196	1:12.418	182.7	1:32:41.412

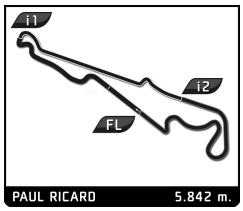

2.0L CUP
DIX MILLE TOURS
RACE

Sector Analysis

Personal Best | Session Best | **B** Crossing the finish line in pit lane

123 — Porsche 911 2.0L
1.Charles RUPP
2. MAVERICK
GTL

Lap	D	Time	Sector 1	Sector 2	Sector 3	T. Spd	Elapsed
1	1	3:02.177	56.132	52.565	1:13.480		3:02.177
2	1	2:50.793	46.567	51.362	1:12.864	182.1	5:52.970
3	1	2:51.321	46.601	51.781	1:12.939	184.0	8:44.291
4	1	2:52.841	47.125	52.256	1:13.460	182.1	11:37.132
5	1	2:52.960	46.873	51.792	1:14.295	182.4	14:30.092
6	1	2:52.205	46.953	51.603	1:13.649	180.9	17:22.297
7	1	2:53.505	47.908	52.246	1:13.351	179.4	20:15.802
8	1	2:51.666	46.563	51.461	1:13.642	181.2	23:07.468
9	1	2:52.275	46.797	52.209	1:13.269	180.0	25:59.743
10	1	2:53.406	47.072	52.095	1:14.239	180.3	28:53.149
11	1	2:54.847	47.924	52.771	1:14.152	179.1	31:47.996
12	1	2:54.033	47.660	51.825	1:14.548	179.7	34:42.029
13	1	2:54.440	47.630	52.596	1:14.214	180.6	37:36.469
14	1	2:55.332	48.974	52.048	1:14.310	175.0	40:31.801
15	1	2:56.716	48.601	53.255	1:14.860	180.3	43:28.517
16	1	5:12.622 **B**	48.817	54.015	3:29.790	177.6	48:41.139
17	2	3:17.553	1:06.225	54.739	1:16.589	99.2	51:58.692
18	2	3:00.210	48.419	54.834	1:16.957	168.5	54:58.902
19	2	2:58.467	49.235	54.093	1:15.139	172.2	57:57.369
20	2	2:56.689	47.997	53.002	1:15.690	182.4	1:00:54.058

650 — Porsche 911 2.0L
1.Jussi ITAVUORI
2.Risto VIRTANEN
GTL

Lap	D	Time	Sector 1	Sector 2	Sector 3	T. Spd	Elapsed
1	2	3:00.160	55.118	52.871	1:12.171		3:00.160
2	2	2:50.014	46.403	51.293	1:12.318	186.9	5:50.174
3	2	2:49.313	46.011	51.164	1:12.138	186.9	8:39.487
4	2	2:49.196	46.080	51.055	1:12.061	186.5	11:28.683
5	2	2:49.256	45.981	51.099	1:12.176	187.2	14:17.939
6	2	2:49.482	46.238	50.994	1:12.250	187.8	17:07.421
7	2	2:49.331	46.302	50.939	1:12.090	190.1	19:56.752
8	2	2:49.324	46.191	51.001	1:12.132	187.2	22:46.076
9	2	2:49.530	46.168	50.991	1:12.371	188.2	25:35.606
10	2	2:48.935	45.905	51.101	1:11.929	187.5	28:24.541
11	2	2:49.634	46.110	51.052	1:12.472	187.8	31:14.175
12	2	2:49.481	46.100	50.900	1:12.481	187.5	34:03.656
13	2	2:49.640	46.187	50.963	1:12.490	187.2	36:53.296
14	2	2:49.499	46.283	50.993	1:12.223	187.2	39:42.795
15	2	5:02.632 **B**	46.215	51.235	3:25.182	187.2	44:45.427
16	1	3:17.975	1:06.429	55.278	1:16.268	102.5	48:03.402
17	1	2:59.961	49.083	53.619	1:17.259	181.8	51:03.363
18	1	3:02.401	49.091	54.193	1:19.117	180.6	54:05.764
19	1	3:03.713	49.790	55.067	1:18.856	181.8	57:09.477
20	1	3:02.615	49.163	54.600	1:18.852	173.6	1:00:12.092
21	1	3:10.089	51.350	54.344	1:24.395	157.9	1:03:22.181
22	1	3:05.553	51.246	54.780	1:19.527	172.2	1:06:27.734
23	1	3:02.628	49.581	54.141	1:18.906	182.7	1:09:30.362
24	1	3:02.082	49.687	53.622	1:18.773	181.2	1:12:32.444
25	1	3:02.208	48.949	54.472	1:18.787	181.8	1:15:34.652
26	1	3:04.376	49.577	56.202	1:18.597	179.1	1:18:39.028
27	1	3:04.222	49.302	54.377	1:20.543	181.2	1:21:43.250
28	1	3:01.685	50.298	53.930	1:17.457	165.6	1:24:44.935
29	1	3:02.612	49.792	54.272	1:18.548	178.2	1:27:47.547
30	1	3:06.557	49.578	55.654	1:21.325	179.4	1:30:54.104
31	1	3:04.850	50.082	54.376	1:20.392	177.3	1:33:58.954

757 — Porsche 911 2.0L
1.Jürgen RUDOLPH
2.Heiko HAMMEL
GTL-ELI

Lap	D	Time	Sector 1	Sector 2	Sector 3	T. Spd	Elapsed
1	2	3:04.252	55.630	54.353	1:14.269		3:04.252
2	2	2:54.814	47.437	53.553	1:13.824	170.9	5:59.066
3	2	2:54.664	47.013	53.946	1:13.705	170.6	8:53.730
4	2	2:54.964	47.598	53.548	1:13.818	169.8	11:48.694
5	2	2:55.241	47.524	54.059	1:13.658	169.5	14:43.935
6	2	2:56.604	47.470	54.404	1:14.730	169.8	17:40.539
7	2	3:01.823 **B**	48.199	54.947	1:18.677	169.3	20:42.362