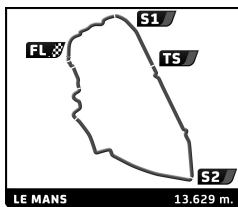




30-1/2/3 | 2022
JUNE-JULY



PORSCHE CLASSIC RACE
LE MANS CLASSIC 2022
QUALIFYING 2

Analysis

Personal Best Session Best B Crossing the finish line in pit lane

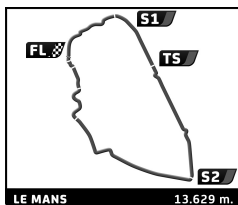
Table with columns: Lap, D, Time, Sector 1, Sector 2, Sector 3, Kph, Elapsed. Rows are grouped by car number (3, 5, 6, 9, 10, 12, 13, 16, 21, 22, 23, 24) and car model. Includes lap times and sector times.

RICHARD MILLE





30-1/2/3 | 2022
JUNE-JULY



PORSCHE CLASSIC RACE
LE MANS CLASSIC 2022
QUALIFYING 2

Analysis

Personal Best Session Best B Crossing the finish line in pit lane

Table with 12 columns: Lap, D, Time, Sector 1, Sector 2, Sector 3, Kph, Elapsed. Contains lap data for drivers 2, 3, 4, 5, 6.

Driver 25: Porsche 911 Carrera RSR 3.0 1974. Driver: 1.Uwe KOLB, 2.Patrick KOLB. Table with 12 columns: Lap, D, Time, Sector 1, Sector 2, Sector 3, Kph, Elapsed.

Driver 26: Porsche 930 Turbo Gruppe IV 1981. Driver: 1.Jean-Pierre LAJOURNADE, 2.Vincent AUBRY. Table with 12 columns: Lap, D, Time, Sector 1, Sector 2, Sector 3, Kph, Elapsed.

Driver 28: Porsche 911 Carrera RSR 3.0 1977. Driver: 1.Grégory DRIOT. Table with 12 columns: Lap, D, Time, Sector 1, Sector 2, Sector 3, Kph, Elapsed.

Driver 29: Porsche 911 2,0L 1965. Driver: 1.Patrice CAMPILLO. Table with 12 columns: Lap, D, Time, Sector 1, Sector 2, Sector 3, Kph, Elapsed.

Driver 30: Porsche 911 2,0L S 1968. Driver: 1.Franck BIRABEN. Table with 12 columns: Lap, D, Time, Sector 1, Sector 2, Sector 3, Kph, Elapsed.

Driver 31: Porsche 911 Carrera RS 3.0 1974. Driver: 1.Matthieu IZIDI. Table with 12 columns: Lap, D, Time, Sector 1, Sector 2, Sector 3, Kph, Elapsed.

Driver 32: Porsche 930 Turbo Gruppe IV 1979. Driver: 1.Romain ROCHER, 2.Guy BURNICHON. Table with 12 columns: Lap, D, Time, Sector 1, Sector 2, Sector 3, Kph, Elapsed.

Driver 33: Porsche 904/6 Carrera GTS 1964. Driver: 1.Afschin FATEMI. Table with 12 columns: Lap, D, Time, Sector 1, Sector 2, Sector 3, Kph, Elapsed.

Driver 34: Porsche 911 Carrera RSR 2.8 1973. Driver: 1.Paul DANIELS. Table with 12 columns: Lap, D, Time, Sector 1, Sector 2, Sector 3, Kph, Elapsed.

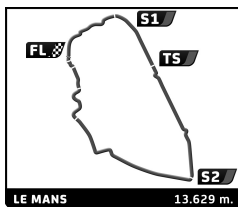
Driver 35: Porsche 911 2,0L 1965. Driver: 1.Guido di EGIDIO, 2.Frédéric di EGIDIO. Table with 12 columns: Lap, D, Time, Sector 1, Sector 2, Sector 3, Kph, Elapsed.

RICHARD MILLE





30-1/2/3 | 2022
JUNE-JULY



PORSCHE CLASSIC RACE LE MANS CLASSIC 2022 QUALIFYING 2

Analysis

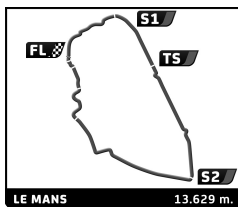
Personal Best Session Best B Crossing the finish line in pit lane

Lap	D	Time	Sector 1	Sector 2	Sector 3	Kph	Elapsed	Lap	D	Time	Sector 1	Sector 2	Sector 3	Kph	Elapsed
6	1	5:23.956	50.802	2:02.684	2:30.470	151.4	35:12.075	1	1	5:00.799	51.020	1:49.241	2:20.538	161.3	15:00.508
7	1	5:24.755	51.584	2:02.959	2:30.212	151.0	40:36.830	2	1	4:52.876	48.777	1:46.772	2:17.327	167.5	19:53.384
8	1	5:24.879	52.314	2:03.184	2:29.381	151.0	46:01.709	3	1	4:55.741	48.304	1:46.638	2:20.799	165.9	24:49.125
37 Porsche 911 Carrera RS 3.0 1974 1.Olivier HUET 2.Philippe BAUDINIÈRE GTS27								45 Porsche 911 2,0L 1965 1.Lars ROLNER 2.Simon PATRICK GTS11							
1	1	6:22.560	1:07.781	2:17.916	2:56.863	126.9	9:04.507	1	1	5:35.019	55.325	2:08.392	2:31.302	144.9	6:14.221
2	1	6:11.182	1:08.732	2:13.230	2:49.220	132.2	15:15.689	2	1	5:24.014	51.274	2:03.880	2:28.860	151.4	11:38.235
3	1	5:58.161	55.819	2:13.040	2:49.302	137.0	21:13.850	3	1	5:21.309	51.209	2:02.677	2:27.423	152.7	16:59.544
4	1	5:58.152	57.087	2:11.583	2:49.482	137.0	27:12.002	4	1	5:38.140	54.735	2:05.036	2:38.369	145.1	22:37.684
5	1	9:08.280	3:54.146	2:17.905	2:56.229	89.5	36:20.282	46 Porsche 911 Carrera RS 2.7 1973 1.Alice BOURIEZ GTS27							
6	1	6:06.925	1:01.783	2:13.225	2:51.917	133.7	42:27.207	1	1	5:45.546	58.036	2:05.513	2:41.997	140.4	8:23.720
7	1	6:10.994	56.926	2:14.839	2:59.229	132.2	48:38.201	2	1	5:42.063	58.590	2:05.118	2:38.355	143.4	14:05.783
38 Porsche 911 2,5L ST GR4 1972 1.Tommy ERIKSSON GTS26								47 Porsche 911 2,0L 1965 1.Francisco SA-CARNEIRO GTS11							
1	1	5:51.779	59.170	2:04.957	2:47.652	138.0	8:25.282	1	1	6:22.835	1:06.235	2:19.271	2:57.329	126.8	9:13.731
2	1	5:41.917	59.968	2:05.738	2:36.211	143.5	14:07.199	2	1	6:04.329	1:06.840	2:10.114	2:47.375	134.6	15:18.060
3	1	5:28.677	52.415	2:01.383	2:34.879	149.2	19:35.876	3	1	5:52.706	56.811	2:11.148	2:44.747	139.1	21:10.766
4	1	5:26.721	52.879	2:01.414	2:32.428	150.1	25:02.597	4	1	5:49.921	56.708	2:10.088	2:43.125	140.2	27:00.687
5	1	5:24.493	52.103	2:00.864	2:31.526	151.2	30:27.090	5	1	5:49.638	55.595	2:12.505	2:41.538	140.3	32:50.325
6	1	5:28.113	52.231	2:03.293	2:32.589	149.5	35:55.203	6	1	5:47.617	55.325	2:09.894	2:42.398	141.1	38:37.942
7	1	5:31.966	53.789	2:02.971	2:35.206	147.8	41:27.169	7	1	5:47.182	55.630	2:10.181	2:41.371	141.3	44:25.124
8	1	5:51.851	57.010	2:10.291	2:44.550	139.4	47:19.020	8	1	5:44.637	57.044	2:08.255	2:39.338	142.3	50:09.761
40 Porsche 914/6 GT 1970 1.Pascal LEBEAU 2.Benoit BOURGOIN GTS21								48 Porsche 911 2,0L 1965 1.Franck JULIEN GTS11							
1	1	6:38.062	1:04.475	2:25.821	3:07.766	121.9	9:08.903	1	1	5:48.684	57.104	2:06.363	2:45.217	139.2	7:24.675
2	1	6:37.770	1:11.240	2:23.787	3:02.743	123.3	15:46.673	2	1	5:33.838	52.844	2:05.355	2:35.639	146.9	12:58.513
3	1	6:44.874	1:01.731	2:26.182	3:16.961	121.2	22:31.547	3	1	5:42.354	54.419	2:09.322	2:38.613	143.3	18:40.867
4	1	13:28.896	8:30.958	2:17.607	2:40.331	60.6	36:00.443	4	1	5:36.263	53.916	2:05.274	2:37.073	145.9	24:17.130
5	1	5:43.079	53.041	2:13.660	2:36.378	143.0	41:43.522	5	1	5:33.109	52.970	2:05.230	2:34.909	147.3	29:50.239
6	1	5:38.005	52.120	2:09.667	2:36.218	145.1	47:21.527	6	1	6:07.585	55.823	2:14.765	2:56.997	133.4	35:57.824
41 Porsche 911 SC 1980 1.Dario CERATI GTS37								49 Porsche 904/6 Carrera GTS 1964 1.Hipolito PIRES GTP11							
1	1	5:42.480	57.326	2:09.463	2:35.691	141.7	8:08.783	1	1	6:37.043	58.135	2:08.320	3:30.588	122.2	8:08.775
2	1	5:31.166	52.885	2:03.224	2:35.057	148.1	13:39.949	50 Porsche 911 2,3L ST 1971 1.Jürgen SCHNEEGANS 2.Gustav EDELHOFF GTS21							
3	1	5:36.061	52.706	2:09.254	2:34.101	146.0	19:16.010	1	1	5:35.293	59.515	2:02.150	2:33.628	144.7	7:58.646
4	1	5:24.011	50.988	2:01.425	2:31.598	151.4	24:40.021	2	1	5:23.912	54.104	1:59.046	2:30.762	151.4	13:22.558
5	1	5:24.388	50.818	2:02.782	2:30.788	151.2	30:04.409	3	1	5:32.104	52.109	2:02.933	2:37.062	147.7	18:54.662
6	1	5:22.672	51.807	2:02.383	2:28.482	152.0	35:27.081	4	1	5:55.414	1:24.657	2:00.201	2:30.556	138.0	24:50.076
7	1	5:19.111	50.889	2:00.475	2:27.747	153.7	40:46.192	5	1	5:17.227	51.733	1:57.764	2:27.730	154.6	30:07.303
8	1	5:14.850	50.839	1:58.325	2:25.686	155.8	46:01.042								
42 Porsche 911 2,0L 1965 1.Stéphane GUYOT-SIONN3.Baptiste GUYOT-SIONNES 2.Matthieu GUYOT-SIONNE GTS11															
1	1	6:27.364	1:07.156	2:24.959	2:55.249	125.3	9:16.538								
2	1	6:31.014	1:14.440	2:15.772	3:00.802	125.5	15:47.552								
3	1	6:06.624	1:00.831	2:15.748	2:50.045	133.8	21:54.176								
4	1	6:09.217	1:00.407	2:14.606	2:54.204	132.9	28:03.393								
5	1	7:59.877	2:50.851	2:15.003	2:54.023	102.2	36:03.270								
6	1	5:58.736	58.660	2:13.218	2:46.858	136.7	42:02.006								
7	1	5:56.698	55.609	2:11.549	2:49.540	137.5	47:58.704								
43 Porsche 911 RSR Turbo 2,1L 1974 1.Guido DUMAREY 2.Philipp BRUNN GTS26															





30-1/2/3 | 2022
JUNE-JULY



PORSCHE CLASSIC RACE
LE MANS CLASSIC 2022
QUALIFYING 2

Analysis

Personal Best Session Best B Crossing the finish line in pit lane

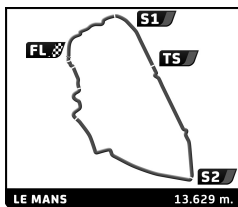
Table with columns: Lap, D, Time, Sector 1, Sector 2, Sector 3, Kph, Elapsed. Contains race data for various Porsche models and drivers, including lap times and sector splits.

RICHARD MILLE





30-1/2/3 | 2022
JUNE-JULY



PORSCHE CLASSIC RACE
LE MANS CLASSIC 2022
QUALIFYING 2

Analysis

Personal Best Session Best B Crossing the finish line in pit lane

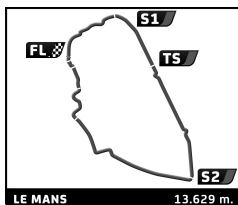
Table with columns: Lap D, Time, Sector 1, Sector 2, Sector 3, Kph, Elapsed. Contains race data for Porsche 911 2.0L 1965, Porsche 911 Carrera RS 3.0 1974, Porsche 911 2.0L 1965, Porsche 935 K3 1981, Porsche 911 2.0L 1965, Porsche 911 2.0L 1965, Porsche 911 2.0L 1965, Porsche 911 2.3L ST 1970, Porsche 911 2.0L 1965.

RICHARD MILLE





30-1/2/3 | 2022
JUNE-JULY



PORSCHE CLASSIC RACE
LE MANS CLASSIC 2022
QUALIFYING 2

Analysis

Personal Best Session Best B Crossing the finish line in pit lane

Table with columns: Lap, D, Time, Sector 1, Sector 2, Sector 3, Kph, Elapsed. Rows include car numbers (184, 186, 187, 212, 262, 285, 288, 292, 911, 919) and driver names.

RICHARD MILLE

