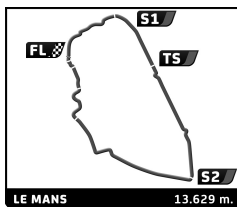




30-1/2/3 | 2022
JUNE-JULY



JAGUAR CLASSIC CHALLENGE LE MANS CLASSIC 2022 RACE

Sector Analysis

Personal Best Session Best B Crossing the finish line in pit lane

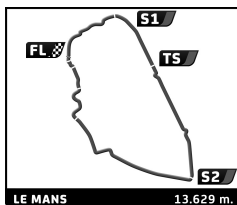
Lap	D	Time	Sector 1	Sector 2	Sector 3	T. Spd	Elapsed	Lap	D	Time	Sector 1	Sector 2	Sector 3	T. Spd	Elapsed
1 Jaguar E-Type 3.8 1965 1. Chris LILLINGSTON-PRICE GTS12								6	1	6:06.125	58.985	2:16.941	2:50.199	195.1	39:44.843
1	1	8:44.161	4:32.456	1:51.591	2:20.114	218.5	8:44.161	7	1	6:01.491	58.679	2:13.467	2:49.345	189.4	45:46.334
2	1	5:27.080	46.739	2:19.141	2:21.200	216.8	14:11.241	7 Jaguar E-Type 3.8 1962 1. Marcus Von OEYNHAUSEI GTS12							
3	1	15:16.135 B	47.102	8:46.622	5:42.411	164.1	29:27.376	1	1	4:49.991	45.724	1:47.982	2:16.285	236.5	4:49.991
4	1	8:29.591	4:00.987	1:54.133	2:34.471	227.2	37:56.967	2	1	4:54.565	46.873	1:51.303	2:16.389	241.7	9:44.556
5	1	5:27.990 B	47.361	1:58.078	2:42.551	215.1	43:24.957	3	1	4:51.749	46.278	1:49.762	2:15.709	232.5	14:36.305
2 Jaguar E-type Lightweight 1965 1. Tony BEST GTS12 2. Charlie JONES-BEST								4	1	4:51.550	47.328	1:48.901	2:15.321	234.5	19:27.855
1	1	5:42.258	1:02.055	2:04.284	2:35.919	179.1	5:42.258	5	1	4:48.830	47.242	1:47.278	2:14.310	250.6	24:16.685
2	1	5:17.567	50.363	1:59.029	2:28.175	208.5	10:59.825	6	1	4:50.795	46.827	1:49.220	2:14.748	230.5	29:07.480
3	1	5:16.502	48.728	2:02.018	2:25.756	206.2	16:16.327	7	1	4:56.746 B	47.165	1:48.623	2:20.958	221.6	34:04.226
4	1	5:09.666	48.774	1:57.099	2:23.793	212.2	21:25.993	8	1	6:15.058	2:13.705	1:48.332	2:13.021	225.7	40:19.284
5	1	5:09.754	48.826	1:55.567	2:25.361	212.2	26:35.747	12 Jaguar E-Type 3.8 1963 1. Oliver LOUISODER GT12							
6	1	5:14.505 B	48.493	1:56.255	2:29.757	219.4	31:50.252	1	1	7:04.236 B	1:09.960	2:37.684	3:16.592	127.5	7:04.236
7	1	7:16.169	2:25.027	2:09.106	2:42.036	202.7	39:06.421	2	1	15:25.305	...	2:07.254	2:42.033	184.2	22:29.541
8	1	5:29.526	53.635	2:01.370	2:34.521	211.3	44:35.947	3	1	6:40.464 B	57.373	2:36.022	3:07.069	126.9	29:10.005
3 Jaguar E-Type 3.8 1962 1. Jean-François DUMOISSI GTS12								14 Jaguar E-type Open Two Sector 3.8 1965 1. Gary PEARSON GTS12 2. Alexander BRUNDLE							
1	1	5:54.980	1:01.261	2:09.869	2:43.850	178.2	5:54.980	1	1	5:28.999 B	43.583	1:48.180	2:57.236	235.0	5:28.999
2	1	5:49.891	55.490	2:10.468	2:43.933	178.5	11:44.871	18 Jaguar C-type 1953 1. Tom HARRIS TSRC6A							
3	1	5:56.652	55.958	2:17.192	2:43.502	170.2	17:41.523	1	1	6:45.085	1:27.457	2:21.707	2:55.921	168.6	6:45.085
4	1	5:46.232	55.553	2:09.667	2:41.012	195.5	23:27.755	2	1	6:14.008	59.408	2:20.298	2:54.302	163.3	12:59.093
5	1	6:01.906 B	54.475	2:08.337	2:59.094	191.7	29:29.661	3	1	6:06.723	59.523	2:16.702	2:50.498	174.3	19:05.816
6	1	7:10.818	2:20.866	2:09.174	2:40.778	205.4	36:40.479	4	1	6:12.600 B	59.336	2:16.075	2:57.189	181.8	25:18.416
7	1	5:53.197	57.066	2:13.113	2:43.018	177.4	42:33.676	5	1	7:56.575	2:45.346	2:24.124	2:47.105	153.7	33:14.991
4 Jaguar E-Type 3.8 1962 1. Lucien-Charles NICOLET GTS12 2. Max MUGELLI								6	1	6:02.994	57.933	2:17.764	2:47.297	190.7	39:17.985
1	1	4:56.661	48.885	1:50.819	2:16.957	217.2	4:56.661	7	1	5:56.861	57.860	2:11.949	2:47.052	182.1	45:14.846
2	1	4:59.427	48.278	1:53.294	2:17.855	200.8	9:56.088	22 Jaguar E-Type 3.8 1962 1. Richard DOUX GTS12							
3	1	4:55.666	47.148	1:51.036	2:17.482	223.9	14:51.754	1	1	4:56.272	47.739	1:50.543	2:17.990	223.4	4:56.272
4	1	4:57.782	48.155	1:51.975	2:17.652	222.5	19:49.536	2	1	5:02.784	48.663	1:55.733	2:18.388	223.9	9:59.056
5	1	5:08.122 B	47.267	1:52.155	2:28.700	237.5	24:57.658	3	1	5:02.764	48.709	1:52.204	2:21.851	217.2	15:01.820
6	1	6:41.004	2:29.627	1:53.614	2:17.763	232.0	31:38.662	4	1	5:00.420	47.722	1:52.452	2:20.246	219.0	20:02.240
7	1	4:56.933	47.398	1:51.194	2:18.341	233.0	36:35.595	5	1	5:07.701 B	47.506	1:51.616	2:28.579	212.6	25:09.941
8	1	4:57.124	47.479	1:52.669	2:16.976	215.5	41:32.719	6	1	8:13.401	4:03.006	1:51.870	2:18.525	227.2	33:23.342
5 Jaguar XK120 OTS 1950 1. Wolfgang KURTH GTS7 2. Juergen ERNZER								7	1	5:12.181	49.188	1:58.476	2:24.517	243.3	38:35.523
1	1	7:10.551	1:21.568	2:35.656	3:13.327	149.9	7:10.551	8	1	5:53.013 B	52.111	2:10.651	2:50.251	177.4	44:28.536
2	1	6:57.833	1:05.317	2:37.742	3:14.774	135.7	14:08.384	25 Jaguar C-type 1952 1. John YOUNG TSRC6A							
3	1	6:50.550	1:04.418	2:37.119	3:09.013	148.9	20:58.934	1	1	6:21.056	1:22.495	2:07.506	2:51.055	180.6	6:21.056
4	1	6:52.230 B	1:03.202	2:33.250	3:15.778	151.8	27:51.164	2	1	5:30.081	52.956	2:03.749	2:33.376	193.0	11:51.137
5	1	9:17.641	3:14.238	2:41.062	3:22.341	142.1	37:08.805	3	1	5:34.036	53.053	2:07.937	2:33.046	166.3	17:25.173
6	1	7:04.910	1:07.627	2:38.450	3:18.833	148.0	44:13.715	4	1	5:45.084 B	53.511	2:03.386	2:48.187	207.7	23:10.257
6 Jaguar C-type 1952 1. Hans-Martin SCHNEEBERG TSRC6A								5	1	6:53.150	2:18.636	2:04.691	2:29.823	197.2	30:03.407
1	1	6:43.251	1:19.340	2:22.420	3:01.491	177.1	6:43.251	6	1	5:26.391	52.328	2:02.601	2:31.462	194.1	35:29.798
2	1	6:33.559	1:02.435	2:22.632	3:08.492	152.0	13:16.810	7	1	5:25.431	53.065	2:02.642	2:29.724	204.6	40:55.229
3	1	6:18.653 B	1:00.140	2:15.304	3:03.209	184.9	19:35.463								
4	1	7:57.162	2:42.154	2:14.191	3:00.817	189.7	27:32.625								
5	1	6:06.093	1:02.316	2:14.194	2:49.583	163.3	33:38.718								

RICHARD MILLE





30-1/2/3 | 2022
JUNE-JULY



JAGUAR CLASSIC CHALLENGE LE MANS CLASSIC 2022 RACE

Sector Analysis

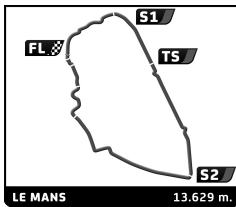
Personal Best Session Best B Crossing the finish line in pit lane

Lap	D	Time	Sector 1	Sector 2	Sector 3	T. Spd	Elapsed	Lap	D	Time	Sector 1	Sector 2	Sector 3	T. Spd	Elapsed	
27		Jaguar E-Type Coupe 3.8 1962						GTS12	3	1	5:28.591	52.273	2:05.883	2:30.435	204.6	16:41.678
		1. Mark BUTTERWORTH							4	1	5:27.409	52.712	2:02.001	2:32.696	224.4	22:09.087
									5	1	5:35.901	B 53.624	2:05.708	2:36.569	232.5	27:44.988
									6	1	6:51.446	2:18.114	2:03.472	2:29.860	219.8	34:36.434
									7	1	5:27.404	52.414	2:03.378	2:31.612	229.1	40:03.838
									8	1	5:25.321	52.017	2:02.506	2:30.798	232.0	45:29.159
28		Jaguar E-Type 3.8 1963						GTS12	1	1	6:20.225					6:20.225
		1. Serge COZZOLINO							2	1	6:03.207	57.398				12:23.432
		2. Laurent HUCHET							3	1	5:54.542	56.360				18:17.974
									4	1	5:50.517	56.429				24:08.491
									5	1	5:51.327	B 57.503				29:59.818
									6	1	13:40.420	2:47.572				43:40.238
36		Jaguar E-Type 3.8 1965						GTS12	1	1	6:17.751	1:18.413	2:07.738	2:51.600	180.6	6:17.751
		1. Ian SIMMONDS							2	1	9:21.794	B 55.168	2:37.393	5:49.233	192.7	15:39.545
									1	1	5:13.070	53.475	1:54.742	2:24.853	207.7	5:13.070
									2	1	5:09.268	50.086	1:55.048	2:24.134	218.1	10:22.338
									3	1	5:18.306	50.865	2:02.687	2:24.754	165.0	15:40.644
									4	1	5:09.537	50.496	1:53.524	2:25.517	196.5	20:50.181
									5	1	5:15.106	B 49.947	1:56.040	2:29.119	206.9	26:05.287
									6	1	8:13.980	3:40.082	2:00.668	2:33.230	173.7	34:19.267
									7	1	5:30.906	52.594	2:04.220	2:34.092	160.7	39:50.173
									8	1	5:29.030	53.953	2:01.592	2:33.485	178.2	45:19.203
40		Jaguar E-Type 3.8 1963						GTS12	1	1	5:27.595	1:05.020	1:58.780	2:23.795	205.8	5:27.595
		1. Christophe SCHWARTZ							2	1	5:06.734	48.232	1:57.136	2:21.366	188.4	10:34.329
		2. Lisa SCHWARTZ							3	1	5:09.127	47.907	1:59.726	2:21.494	199.7	15:43.456
									4	1	5:06.509	48.370	1:56.787	2:21.352	193.4	20:49.965
									5	1	5:11.462	B 47.776	1:57.518	2:26.168	202.3	26:01.427
									6	1	6:32.366	2:07.712	1:58.341	2:26.313	210.1	32:33.793
									7	1	5:12.803	49.254	1:58.367	2:25.182	199.4	37:46.596
									8	1	5:10.956	49.431	1:57.619	2:23.906	202.7	42:57.552
43		Jaguar E-Type 3.8 1965						GTS12	1	1	5:24.392	56.699	1:56.924	2:30.769	209.7	5:24.392
		1. James THORPE							2	1	5:11.416	50.121	1:55.626	2:25.669	199.7	10:35.808
		2. Phil QUAIFE							3	1	5:12.413	49.609	1:58.992	2:23.812	192.7	15:48.221
									4	1	5:09.582	49.637	1:53.548	2:26.397	230.5	20:57.803
44		Jaguar C-type 1953						TSRC6A	1	1	5:01.096	50.417	1:51.417	2:19.262	232.0	5:01.096
		1. George POCHCIOL							2	1	4:59.808	48.964	1:51.342	2:19.502	230.5	10:00.904
									3	1	6:40.900	48.557	3:30.895	2:21.448	84.7	16:41.804
									4	1	5:06.394	51.181	1:53.570	2:21.643	224.4	21:48.198
									5	1	5:08.798	B 49.463	1:52.270	2:27.065	243.3	26:56.996





30-1/2/3 | 2022
JUNE-JULY



JAGUAR CLASSIC CHALLENGE
LE MANS CLASSIC 2022
RACE

Sector Analysis

Personal Best Session Best B Crossing the finish line in pit lane

Table with columns for Lap D, Time, Sector 1, Sector 2, Sector 3, T. Spd, Elapsed. Contains race data for various Jaguar models including XK150 S 1958, E-Type 3.8 1965, D-type 1955, E-Type 3.8 1962, E-Type Low Drag Coupe 1963, and E-Type Roadster 1961.

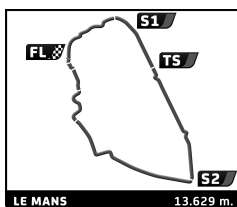
RICHARD MILLE





30-1/2/3 | 2022

JUNE-JULY



JAGUAR CLASSIC CHALLENGE

LE MANS CLASSIC 2022

RACE

Sector Analysis

■ Personal Best ■ Session Best B Crossing the finish line in pit lane

Lap	D	Time	Sector 1	Sector 2	Sector 3	T. Spd	Elapsed	Lap	D	Time	Sector 1	Sector 2	Sector 3	T. Spd	Elapsed
3	1	5:28.956	51.741	2:06.997	2:30.218	172.6	16:40.495								
4	1	6:27.934 B	52.954	2:02.088	3:32.892	209.3	23:08.429								

172 Jaguar E-Type 3.8 1964
1. Didier ROBIN GTS12
2. Arnold ROBIN

1	1	5:21.011	51.560	2:00.887	2:28.564	206.9	5:21.011
2	1	5:09.778	48.801	1:58.287	2:22.690	213.8	10:30.789
3	1	5:09.987	47.978	1:59.382	2:22.627	213.0	15:40.776
4	1	5:16.347 B	49.095	1:57.031	2:30.221	215.1	20:57.123
5	1	6:37.076	2:09.727	2:00.340	2:27.009	210.5	27:34.199
6	1	5:09.675	47.510	1:58.662	2:23.503	205.4	32:43.874
7	1	5:10.180	48.483	1:59.030	2:22.667	209.7	37:54.054
8	1	5:12.916	49.778	1:59.607	2:23.531	210.9	43:06.970

173 Jaguar E-Type 3.8 1963
1. Laurent JASPERS GTS12

1	1	5:15.271	51.270	1:55.685	2:28.316	219.0	5:15.271
2	1	5:09.816	49.926	1:55.545	2:24.345	206.5	10:25.087
3	1	5:17.019	49.459	2:02.678	2:24.882	173.7	15:42.106
4	1	5:12.213	50.220	1:57.715	2:24.278	192.0	20:54.319
5	1	5:08.293	49.559	1:55.634	2:23.100	213.0	26:02.612
6	1	5:15.063 B	49.729	1:54.034	2:31.300	213.0	31:17.675
7	1	6:30.153	2:13.880	1:54.380	2:21.893	225.7	37:47.828
8	1	5:07.303	49.352	1:53.410	2:24.541	213.8	42:55.131

181 Jaguar E-Type 3.8 1964
1. Patrick BONNARDEL GTS12

1	1	5:19.453	52.976	1:58.806	2:27.671	206.9	5:19.453
2	1	5:12.999	49.997	1:56.660	2:26.342	212.2	10:32.452
3	1	5:19.677	49.378	2:03.055	2:27.244	181.8	15:52.129
4	1	5:23.269	49.332	1:56.696	2:37.241	227.2	21:15.398
5	1	5:31.205 B	49.413	1:58.259	2:43.533	223.4	26:46.603
6	1	6:51.922	2:30.663	1:56.327	2:24.932	229.5	33:38.525
7	1	5:15.502	48.816	2:01.063	2:25.623	229.5	38:54.027
8	1	5:11.021	49.221	1:56.913	2:24.887	223.4	44:05.048

182 Jaguar E-Type 3.8 1961
1. Guy ZISER GTS7
2. Oli WEBB

1	1	5:01.335	50.629	1:52.199	2:18.507	221.2	5:01.335
2	1	4:58.656	48.313	1:52.403	2:17.940	231.5	9:59.991

226 Jaguar E-type Lightweight 1965
1. John SPIERS GTS12

1	1	6:37.784 B	54.109	1:54.964	3:48.711	220.3	6:37.784
2	1	16:17.653 B	9:30.807	1:56.975	4:49.871	215.9	22:55.437

260 Jaguar XK120 LT 1950
1. Diego J. RIBADENEIRA GTS7A
2. Diego Fernando RIBADEN

1	1	8:08.597	1:35.801	2:57.908	3:34.888	123.5	8:08.597
2	1	7:46.508	1:16.579	2:56.177	3:33.752	129.9	15:55.105
3	1	7:44.048	1:12.399	2:57.371	3:34.278	125.9	23:39.153
4	1	7:43.946	1:15.090	2:55.139	3:33.717	123.2	31:23.099
5	1	7:44.620	1:12.860	2:55.165	3:36.595	133.1	39:07.719
6	1	7:53.810 B	1:14.795	2:54.449	3:44.566	121.3	47:01.529



Le Point



MTCURIAL // Motorcars

