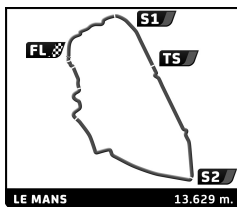




30-1/2/3 | 2022
JUNE-JULY



JAGUAR CLASSIC CHALLENGE LE MANS CLASSIC 2022 QUALIFYING

Sector Analysis

Personal Best Session Best B Crossing the finish line in pit lane

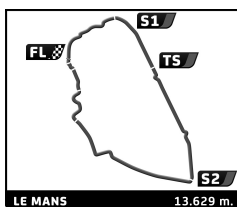
Lap	D	Time	Sector 1	Sector 2	Sector 3	T. Spd	Elapsed	Lap	D	Time	Sector 1	Sector 2	Sector 3	T. Spd	Elapsed			
1	Jaguar E-Type 3.8 1965 1.Chris LILLINGSTON-PRICE GTS12							3	1	5:05.870 B	48.035	1:51.329	2:26.506	200.1	17:41.647			
	1	1	8:14.462 B	3:11.628	2:15.345	2:47.489	166.8	8:14.462	4	1	9:54.533	5:46.802	1:52.401	2:15.330	214.7	27:36.180		
	2	1	8:28.047 B	3:44.577	2:05.788	2:37.682	197.6	16:42.509	5	1	4:50.174	45.754	1:46.739	2:17.681	231.5	32:26.354		
	3	1	7:42.713 B	3:13.073	1:58.875	2:30.765	223.9	24:25.222	6	1	4:46.896	46.527	1:47.082	2:13.287	268.5	37:13.250		
	4	1	13:32.839	9:23.704	1:50.859	2:18.276	205.8	37:58.061										
2	Jaguar E-type Lightweight 1965 1.Tony BEST GTS12 2.Charlie JONES-BEST							12	Jaguar E-Type 3.8 1963 1.Oliver LOUISODER GT12									
	1	1	8:08.573	3:07.004	2:18.093	2:43.476	159.3		8:08.573	1	1	8:41.450 B	2:40.137	2:36.473	3:24.840	152.8	8:41.450	
	2	1	5:29.556	53.457	2:03.280	2:32.819	205.0		13:38.129	2	1	10:14.732	5:14.441	2:09.424	2:50.867	182.4	18:56.182	
	3	1	5:35.620 B	55.034	2:00.373	2:40.213	201.6		19:13.749	3	1	6:40.244	1:00.143	2:36.449	3:03.652	136.7	25:36.426	
	4	1	7:38.469	2:40.282	2:07.663	2:50.524	189.0		26:52.218	4	1	6:43.584 B	58.584	2:33.448	3:11.552	147.3	32:20.010	
3	Jaguar E-Type 3.8 1962 1.Jean-François DUMOISS GTS12							14	Jaguar E-type Open Two Seater 3.8 1965 1.Gary PEARSON GTS12 2.Alexander BRUNDE									
	1	1	7:22.475	2:12.665	2:15.532	2:54.278	174.0		7:22.475	1	1	5:22.000	1:12.336	1:53.130	2:16.534	201.6	5:22.000	
	2	1	6:02.467	58.101	2:14.978	2:49.388	164.5		13:24.942	2	1	4:59.594	48.252	1:47.397	2:23.945	242.8	10:21.594	
	3	1	6:19.698 B	1:07.076	2:14.036	2:58.586	160.0		19:44.640	3	1	5:13.235 B	50.669	1:52.017	2:30.549	205.8	15:34.829	
	4	1	7:31.072	2:34.759	2:09.605	2:46.708	191.7		27:15.712	4	1	7:14.042	3:07.359	1:50.316	2:16.367	206.9	22:48.871	
4	Jaguar E-Type 3.8 1962 1.Lucien-Charles NICOLET GTS12 2.Max MUGELLI							16	Jaguar E-type Low Drag Coupe 1965 1.John MEGRUE GTS12									
	1	1	7:00.091 B	1:56.005	2:08.608	2:55.478	155.4		7:00.091	1	1	5:59.722	1:19.740	2:01.389	2:38.593	200.8	5:59.722	
	2	1	6:53.105	2:21.500	1:59.697	2:31.908	194.8		13:53.196	2	1	5:16.675	53.367	1:54.474	2:28.834	212.2	11:16.397	
	3	1	5:09.422	50.969	1:55.005	2:23.448	196.2		19:02.618	3	1	5:18.945	53.093	1:56.177	2:29.675	178.2	16:35.342	
	4	1	5:07.260	50.743	1:54.632	2:21.885	200.5		24:09.878	4	1	5:32.125	1:11.444	1:54.664	2:26.017	194.4	22:07.467	
5	Jaguar XK120 OTS 1950 1.Wolfgang KURTH GTS7 2.Juergen ERNZER							18	Jaguar C-type 1953 1.Tom HARRIS TSRC6A									
	1	1	7:31.903	1:40.899	2:37.577	3:13.427	155.4		7:31.903	1	1	10:09.727 B	3:32.989	2:56.372	3:40.366	134.9	10:09.727	
	2	1	6:44.878	1:05.223	2:33.750	3:05.905	155.4		14:16.781	2	1	9:42.583	3:44.783	2:46.616	3:11.184	129.6	19:52.310	
	3	1	7:13.589 B	1:12.968	2:35.652	3:24.969	161.9		21:30.370	3	1	7:08.983 B	1:02.096	2:37.844	3:29.043	147.8	27:01.293	
	4	1	8:41.076	2:16.193	2:47.753	3:37.130	145.5		30:11.446	4	1	10:42.695 B	4:44.014	2:37.961	3:20.720	152.8	37:43.988	
6	Jaguar C-type 1952 1.Hans-Martin SCHNEEBER TSRC6A							21	Jaguar E-Type 3.8 1962 1.Samuel LECOMTE GTS12									
	1	1	7:35.396	1:43.306	2:36.733	3:15.357	168.6		7:35.396	1	1	7:51.612	2:53.232	2:15.840	2:42.540	169.4	7:51.612	
	2	1	6:39.834	1:03.266	2:33.253	3:03.315	167.8		14:15.230	22	Jaguar E-Type 3.8 1962 1.Richard DOUX GTS12							
	3	1	6:53.892	1:12.830	2:32.989	3:08.073	161.6		21:09.122		1	1	7:11.534	2:34.209	2:02.747	2:34.578	202.0	7:11.534
	4	1	6:31.935	1:04.075	2:24.153	3:03.707	163.3		27:41.057		2	1	5:27.432 B	49.902	1:55.355	2:42.175	192.7	12:38.966
5	1	6:25.757	1:04.282	2:23.177	2:58.298	177.1	34:06.814	3	1		7:35.250	3:13.703	1:55.848	2:25.699	215.9	20:14.216		
7	Jaguar E-Type 3.8 1962 1.Marcus Von OEYNHAUSEI GTS12							4	1	5:07.788	48.528	1:53.126	2:26.134	210.9	25:22.004			
	1	1	7:42.686	3:08.391	2:10.804	2:23.491	199.4	7:42.686	5	1	5:04.333	48.774	1:52.756	2:22.803	223.9	30:26.337		
	2	1	4:53.091	48.723	1:48.288	2:16.080	225.3	12:35.777	6	1	5:01.413	48.378	1:52.453	2:20.582	179.4	35:27.750		
								25	Jaguar C-type 1952 1.John YOUNG TSRC6A									
	1	1	6:32.779	1:31.744	2:11.651	2:49.384	174.0		6:32.779	1	1	5:40.694	57.297	2:06.105	2:37.292	194.8	12:13.473	
2	1	5:34.041	53.546	2:03.686	2:36.809	174.3	17:47.514		2	1	5:37.117	1:02.337	2:03.043	2:31.737	199.7	23:24.631		
3	1	5:31.290	52.013	2:03.837	2:35.440	202.3	28:55.921		3	1	5:31.290	52.013	2:03.837	2:35.440	202.3	28:55.921		
4	1	5:29.113	52.467	2:01.509	2:35.137	185.8	34:25.034	4	1	5:29.113	52.467	2:01.509	2:35.137	185.8	34:25.034			

RICHARD MILLE





30-1/2/3 | 2022
JUNE-JULY



JAGUAR CLASSIC CHALLENGE
LE MANS CLASSIC 2022
QUALIFYING

Sector Analysis

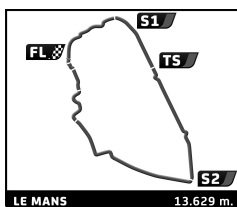
Personal Best Session Best B Crossing the finish line in pit lane

Table with columns: Lap, D, Time, Sector 1, Sector 2, Sector 3, T. Spd, Elapsed. Contains driver data for various Jaguar models like Jaguar E-Type Coupe 3.8 1962, Jaguar E-Type 3.8 1963, Jaguar E-Type 3.8 1965, Jaguar E-Type 3.8 1964, Jaguar C-type 1952, Jaguar E-type Lightweight 1965, and Jaguar E-Type 3.8 1962.





30-1/2/3 | 2022
JUNE-JULY



JAGUAR CLASSIC CHALLENGE LE MANS CLASSIC 2022 QUALIFYING

Sector Analysis

Personal Best Session Best B Crossing the finish line in pit lane

Lap	D	Time	Sector 1	Sector 2	Sector 3	T. Spd	Elapsed	Lap	D	Time	Sector 1	Sector 2	Sector 3	T. Spd	Elapsed
144	Jaguar D-type 1955 1. Paul POCHCIOL TSRC6A														
1	1	6:30.841	1:31.039	2:09.747	2:50.055	191.3	6:30.841								
2	1	5:48.993	57.907	2:06.626	2:44.460	184.9	12:19.834								
3	1	5:45.389	54.927	2:08.814	2:41.648	196.9	18:05.223								
4	1	5:51.674	1:06.754	2:04.419	2:40.501	208.1	23:56.897								
5	1	5:37.610	54.631	2:02.316	2:40.663	209.3	29:34.507								
6	1	5:33.691	52.663	2:01.926	2:39.102	221.6	35:08.198								
167	Jaguar E-type Roadster 1961 1. Andrew MOORE GTS7B														
1	1	7:48.902	2:54.647	2:12.762	2:41.493	198.7	7:48.902								
2	1	5:35.202	55.264	2:02.509	2:37.429	218.5	13:24.104								
3	1	5:45.884	1:03.590	2:08.199	2:34.095	169.4	19:09.988								
4	1	5:36.829	55.263	2:03.449	2:38.117	191.7	24:46.817								
5	1	5:32.346	53.124	2:02.988	2:36.234	182.4	30:19.163								
6	1	5:25.949	52.887	2:01.783	2:31.279	186.8	35:45.112								
172	Jaguar E-Type 3.8 1964 1. Didier ROBIN 2. Arnold ROBIN GTS12														
1	1	7:15.186	2:34.901	2:09.067	2:31.218	186.1	7:15.186								
2	1	5:14.756	49.424	1:59.426	2:25.906	205.4	12:29.942								
3	1	5:12.205	48.832	1:59.803	2:23.570	200.1	17:42.147								
4	1	5:25.987	1:00.775	1:59.862	2:25.350	205.4	23:08.134								
5	1	5:09.753	48.606	1:58.463	2:22.684	207.3	28:17.887								
6	1	5:09.532	48.210	1:58.019	2:23.303	209.7	33:27.419								
7	1	5:08.496	47.995	1:58.063	2:22.438	209.7	38:35.915								
173	Jaguar E-Type 3.8 1963 1. Laurent JASPERS GTS12														
1	1	7:30.992	2:44.855	2:07.622	2:38.515	183.3	7:30.992								
2	1	5:15.874	50.379	1:57.621	2:27.874	205.0	12:46.866								
3	1	5:12.627	49.831	1:54.994	2:27.802	204.2	17:59.493								
4	1	5:25.188	1:05.784	1:55.357	2:24.047	216.8	23:24.681								
5	1	5:06.827	48.405	1:53.927	2:24.495	208.5	28:31.508								
6	1	5:11.559	49.328	1:55.420	2:26.811	220.7	33:43.067								
7	1	5:12.917	51.660	1:56.590	2:24.667	202.3	38:55.984								
174	Jaguar E-Type 3.8 1963 1. Jean-Marc RIVET-FUSIL GTS12														
1	1	7:16.331	2:36.461	2:06.448	2:33.422	198.7	7:16.331								
2	1	5:17.845	51.997	1:56.950	2:28.898	214.2	12:34.176								
3	1	5:23.651	51.850	1:58.194	2:33.607	220.3	17:57.827								
181	Jaguar E-Type 3.8 1964 1. Patrick BONNARDEL GTS12														
1	1	6:04.164	1:29.126	2:03.559	2:31.479	190.7	6:04.164								
2	1	5:12.463	49.695	1:56.450	2:26.318	208.1	11:16.627								
3	1	5:15.602	50.507	1:56.145	2:28.950	224.4	16:32.229								
4	1	5:42.035	1:06.804	2:01.049	2:34.182	186.5	22:14.264								
5	1	5:14.037	50.023	1:56.558	2:27.456	222.1	27:28.301								
6	1	5:26.185	50.296	1:57.876	2:38.013	206.2	32:54.486								
7	1	5:28.956	48.767	2:07.003	2:33.186	188.4	38:23.442								
182	Jaguar E-Type 3.8 1961 1. Guy ZISER 2. Oli WEBB GTS7														
1	1	6:02.352	1:39.199	1:59.553	2:23.600	178.8	6:02.352								
2	1	5:04.320	49.976	1:54.224	2:20.120	210.9	11:06.672								
3	1	5:16.468 B	48.590	1:57.098	2:30.780	189.0	16:23.140								
4	1	7:19.696	2:42.695	2:01.538	2:35.463	213.0	23:42.836								
5	1	5:22.768	52.214	1:59.377	2:31.177	191.7	29:05.604								
6	1	5:23.056	52.183	2:00.986	2:29.887	219.4	34:28.660								
7	1	5:18.309	50.798	1:57.960	2:29.551	183.9	39:46.969								
226	Jaguar E-type Lightweight 1965 1. John SPIERS GTS12														
1	1	5:57.764	1:19.241	2:00.528	2:37.995	222.5	5:57.764								
2	1	5:16.551	52.171	1:54.475	2:29.905	213.0	11:14.315								
260	Jaguar XK120 LT 1950 1. Diego J. RIBADENEIRA 2. Diego Fernando RIBADEN GTS7A														
1	1	9:05.270	2:33.091	2:55.820	3:36.359	144.7	9:05.270								
2	1	7:53.019	1:13.951	3:01.599	3:37.469	134.9	16:58.289								
3	1	8:00.708 B	1:17.434	2:57.288	3:45.986	126.3	24:58.997								
4	1	10:01.372	3:56.085	2:45.866	3:19.421	124.3	35:00.369								

