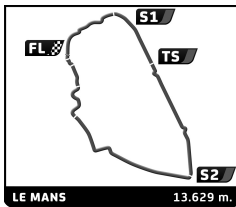




30-1/2/3 | 2022
JUNE-JULY



GROUP C RACING
LE MANS CLASSIC 2022
QUALIFYING 2

Sector Analysis

Personal Best Session Best B Crossing the finish line in pit lane

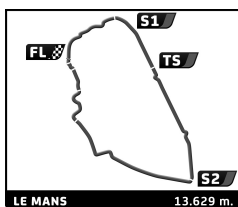
Table with columns: Lap, D, Time, Sector 1, Sector 2, Sector 3, T. Spd, Elapsed. Rows include drivers like Jaguar XJR-12 1990, Peugeot 905 Evo 1 bis 1992, Jaguar XJR-9 1987, etc.

RICHARD MILLE





30-1/2/3 | 2022
JUNE-JULY



GROUP C RACING
LE MANS CLASSIC 2022
QUALIFYING 2

Sector Analysis

Personal Best Session Best B Crossing the finish line in pit lane

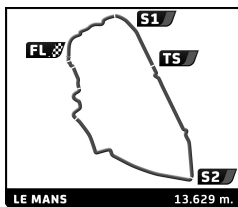
Table with columns: Lap, D, Time, Sector 1, Sector 2, Sector 3, T. Spd, Elapsed. Rows include car numbers (21, 22, 23, 25, 27, 36, 44, 51, 60, 61, 64) and driver names. Data includes lap times and sector times.

RICHARD MILLE





30-1/2/3 | 2022
JUNE-JULY



GROUP C RACING
LE MANS CLASSIC 2022
QUALIFYING 2

Sector Analysis

Personal Best Session Best B Crossing the finish line in pit lane

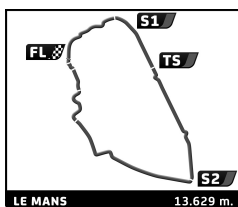
Table with columns: Lap, D, Time, Sector 1, Sector 2, Sector 3, T. Spd, Elapsed. Contains data for various cars including EMKA C84/1 1985, Ecosse C285 1985, Spice SE90C 1990, Porsche 962 C 1990, Tiga GT286 1986, Tiga GC288 1988, and GWK 862-C2 1988.





30-1/2/3 | 2022

JUNE-JULY



GROUP C RACING

LE MANS CLASSIC 2022

QUALIFYING 2

Sector Analysis

■ Personal Best ■ Session Best B Crossing the finish line in pit lane

Lap	D	Time	Sector 1	Sector 2	Sector 3	T. Spd	Elapsed	Lap	D	Time	Sector 1	Sector 2	Sector 3	T. Spd	Elapsed
4	1	7:42.865	3:36.093	1:59.711	2:07.061	153.5	23:02.824								
5	1	5:03.372 B	42.706	1:49.477	2:31.189	195.8	28:06.196								
6	1	18:01.018	...	1:45.012	2:16.307	247.8	46:07.214								

170 Tiga GC285 1985		C2b													
1. Guido DUMAREY															
2. Philipp BRUNN															
1	1	8:00.302	3:47.012	1:56.283	2:17.007	177.1	8:00.302								
2	1	4:47.379	47.977	1:44.110	2:15.292	224.8	12:47.681								
3	1	4:55.612 B	46.122	1:42.092	2:27.398	230.0	17:43.293								
4	1	9:13.582	5:41.644	1:34.532	1:57.406	295.3	26:56.875								

174 Gebhardt JC853 1985		C2b													
1. Stanley DICKENS															
1	1	8:25.258	4:19.223	1:53.368	2:12.667	215.1	8:25.258								
2	1	4:27.170	42.226	1:38.236	2:06.708	262.0	12:52.428								
3	1	4:27.384	43.425	1:39.278	2:04.681	252.3	17:19.812								
4	1	4:29.799	42.661	1:38.126	2:09.012	267.1	21:49.611								
5	1	4:37.262	43.862	1:45.317	2:08.083	213.8	26:26.873								
6	1	4:48.108 B	42.651	1:42.352	2:23.105	231.0	31:14.981								

181 Olmas GLT 200 1988		C2a													
1. Bertrand ROUCHAUD															
2. Benjamin MONNAY															
1	1	7:25.489	3:25.351	1:47.383	2:12.755	193.7	7:25.489								
2	1	4:30.779	43.550	1:40.925	2:06.304	213.0	11:56.268								
3	1	4:45.322 B	42.136	1:43.727	2:19.459	260.8	16:41.590								
4	1	9:18.296	5:31.435	1:39.159	2:07.702	253.5	25:59.886								
5	1	4:24.997	42.096	1:37.453	2:05.448	237.0	30:24.883								
6	1	5:16.591	41.329	1:36.365	2:58.897	269.1	35:41.474								
7	1	4:18.079	40.731	1:35.176	2:02.172	291.4	39:59.553								

185 Sthemo SMC2 1984		C2b													
1. Romain BELLETESTE															
2. Christophe GADAIS															
1	1	5:53.758	1:42.889	1:53.779	2:17.090	196.9	5:53.758								
2	1	4:46.113	45.000	1:44.985	2:16.128	239.1	10:39.871								
3	1	4:49.998	46.119	1:45.663	2:18.216	227.6	15:29.869								
4	1	4:45.386	44.934	1:44.750	2:15.702	225.3	20:15.255								
5	1	5:08.727 B	45.950	1:47.908	2:34.869	228.6	25:23.982								
6	1	7:16.997	2:43.622	1:53.098	2:40.277	227.2	32:40.979								
7	1	5:32.889	47.944	1:49.564	2:55.381	231.0	38:13.868								
8	1	5:14.826	48.078	1:51.863	2:34.885	226.2	43:28.694								
9	1	5:16.365	49.586	1:52.328	2:34.451	236.5	48:45.059								

RICHARD MILLE

