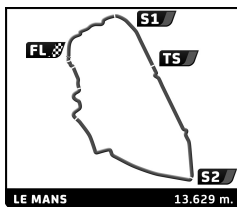




30-1/2/3 | 2022
JUNE-JULY



GROUP C RACING
LE MANS CLASSIC 2022
QUALIFYING 1

Sector Analysis

Personal Best Session Best B Crossing the finish line in pit lane

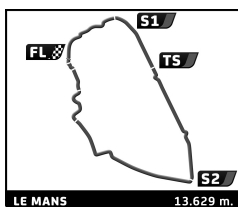
Table with columns: Lap, D, Time, Sector 1, Sector 2, Sector 3, T. Spd, Elapsed. Rows include car numbers 1 through 19, driver names, and performance data for various models like Jaguar XJR-12, Peugeot 905, and Porsche 962C.

RICHARD MILLE





30-1/2/3 | 2022
JUNE-JULY



GROUP C RACING
LE MANS CLASSIC 2022
QUALIFYING 1

Sector Analysis

Personal Best Session Best B Crossing the finish line in pit lane

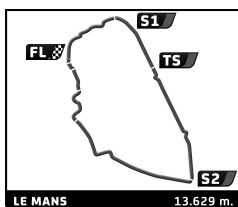
Table with columns: Lap, D, Time, Sector 1, Sector 2, Sector 3, T. Spd, Elapsed. Rows include car numbers (20, 21, 22, 23, 25, 27, 36, 44, 51, 61) and driver names.

RICHARD MILLE





30-1/2/3 | 2022
JUNE-JULY



GROUP C RACING
LE MANS CLASSIC 2022
QUALIFYING 1

Sector Analysis

Personal Best Session Best B Crossing the finish line in pit lane

Table with 7 columns: Lap, D, Time, Sector 1, Sector 2, Sector 3, T. Spd, Elapsed. Rows 6-9.

Table with 7 columns: Lap, D, Time, Sector 1, Sector 2, Sector 3, T. Spd, Elapsed. Rows 5-9.

64 Spice SE89C 1989
1. Mike WRIGLEY
2. Matthew WRIGLEY
C1a
Table with 7 columns: Lap, D, Time, Sector 1, Sector 2, Sector 3, T. Spd, Elapsed. Rows 1-9.

102 Tiga GT286 1986
1. Jack FABBY
2. Tim MACROW
C2a
Table with 7 columns: Lap, D, Time, Sector 1, Sector 2, Sector 3, T. Spd, Elapsed. Rows 1-3.

66 EMKA C84/1 1985
1. Douglas TITFORD
2. Trevor REEVES
C1b
Table with 7 columns: Lap, D, Time, Sector 1, Sector 2, Sector 3, T. Spd, Elapsed. Rows 1-9.

110 Spice SE89C 1990
1. Eric DE SEYNES
2. Eric VAN DE POELE
C2a
Table with 7 columns: Lap, D, Time, Sector 1, Sector 2, Sector 3, T. Spd, Elapsed. Rows 1-9.

78 Ecosse C285 1985
1. Lionel BOCH
C2b
Table with 7 columns: Lap, D, Time, Sector 1, Sector 2, Sector 3, T. Spd, Elapsed. Rows 1-9.

124 Argo JM19 C 1988
1. Marco FUMAGALLI
2. Stefano ZERBI
C2a
Table with 7 columns: Lap, D, Time, Sector 1, Sector 2, Sector 3, T. Spd, Elapsed. Rows 1-10.

85 Spice SE90C 1990
1. Tony SINCLAIR
C1a
Table with 7 columns: Lap, D, Time, Sector 1, Sector 2, Sector 3, T. Spd, Elapsed. Rows 1-7.

128 Spice SE90C 1990
1. Pierre-Loup BOCH
C1a
Table with 7 columns: Lap, D, Time, Sector 1, Sector 2, Sector 3, T. Spd, Elapsed. Rows 1-9.

90 Porsche 962 C 1990
1. Lars Erik NIELSEN
C1a
Table with 7 columns: Lap, D, Time, Sector 1, Sector 2, Sector 3, T. Spd, Elapsed. Rows 1-4.

162 GWK 862-C2 1988
1. Massimo GUERRA
2. Marco GUERRA
C3b
Table with 7 columns: Lap, D, Time, Sector 1, Sector 2, Sector 3, T. Spd, Elapsed. Rows 1-6.

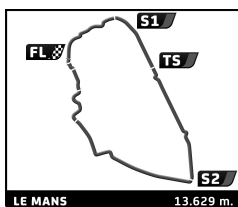
RICHARD MILLE





30-1/2/3 | 2022

JUNE-JULY



GROUP C RACING

LE MANS CLASSIC 2022

QUALIFYING 1

Sector Analysis

■ Personal Best ■ Session Best B Crossing the finish line in pit lane

Lap	D	Time	Sector 1	Sector 2	Sector 3	T. Spd	Elapsed	Lap	D	Time	Sector 1	Sector 2	Sector 3	T. Spd	Elapsed
7	1	4:42.251	39.336	1:52.920	2:09.995	189.7	34:11.805								
8	1	4:04.550	39.139	1:31.225	1:54.186	297.7	38:16.355								
9	1	4:04.784	39.564	1:31.165	1:54.055	308.6	42:21.139								
10	1	5:33.450 B	41.387	2:02.454	2:49.609	174.3	47:54.589								

170		Tiga GC285 1985					
		1. Guido DUMAREY		C2b			
		2. Philipp BRUNN					
1	1	6:26.356	2:03.533	1:56.951	2:25.872	180.3	6:26.356
2	1	5:01.209	46.719	1:46.926	2:27.564	213.4	11:27.565
3	1	4:52.232	46.379	1:50.641	2:15.212	252.3	16:19.797
4	1	4:42.826	45.539	1:41.169	2:16.118	264.6	21:02.623
5	1	4:46.002	44.151	1:41.004	2:20.847	277.3	25:48.625
6	1	4:49.162 B	43.747	1:39.619	2:25.796	276.6	30:37.787
7	1	6:55.686	3:16.413	1:38.903	2:00.370	239.6	37:33.473
8	1	4:09.705	39.652	1:35.381	1:54.672	285.3	41:43.178
9	1	4:44.132 B	40.786	1:43.452	2:19.894	217.6	46:27.310

174		Gebhardt JC853 1985					
		1. Stanley DICKENS		C2b			
1	1	6:01.707	1:51.604	1:51.625	2:18.478	200.8	6:01.707
2	1	4:36.454	45.379	1:42.175	2:08.900	239.1	10:38.161
3	1	4:47.239 B	42.666	1:41.737	2:22.836	252.9	15:25.400
4	1	8:04.797	4:19.585	1:40.584	2:04.628	252.9	23:30.197
5	1	4:26.245	41.846	1:38.055	2:06.344	271.1	27:56.442
6	1	4:25.527	41.088	1:39.199	2:05.240	282.3	32:21.969
7	1	4:23.088	42.154	1:38.399	2:02.535	287.5	36:45.057
8	1	4:19.748	41.125	1:37.568	2:01.055	286.8	41:04.805
9	1	4:38.313 B	41.457	1:36.420	2:20.436	280.2	45:43.118

175		Gebhardt JC843 1984					
		1. Marco WERNER		C2b			
1	1	5:48.357 B	1:47.971	1:48.049	2:12.337	185.5	5:48.357
2	1	13:52.796	...	1:37.280	1:59.850	243.9	19:41.153

185		Sihemo SMC2 1984					
		1. Romain BELLETESTE		C2b			
		2. Christophe GADAIS					
1	1	6:14.079	1:46.760	2:00.832	2:26.487	189.0	6:14.079
2	1	5:20.912	1:04.443	1:54.722	2:21.747	200.5	11:34.991
3	1	5:15.996 B	47.386	1:55.247	2:33.363	257.1	16:50.987
4	1	10:34.588	6:22.879	1:52.757	2:18.952	198.7	27:25.575
5	1	4:48.059	45.858	1:45.321	2:16.880	218.5	32:13.634
6	1	4:43.280	46.739	1:45.122	2:11.419	242.8	36:56.914
7	1	4:39.600	43.711	1:45.355	2:10.534	224.4	41:36.514
8	1	4:37.453	44.197	1:43.053	2:10.203	252.3	46:13.967

RICHARD MILLE

