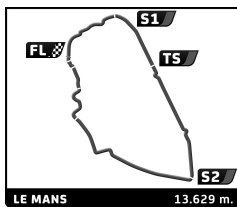




30-1/2/3 | 2022  
JUNE-JULY



# ENDURANCE RACING LEGENDS LE MANS CLASSIC 2022 RACE

## Sector Analysis

Personal Best Session Best B Crossing the finish line in pit lane

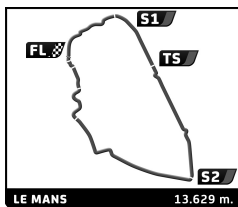
Lap	D	Time	Sector 1	Sector 2	Sector 3	T. Spd	Elapsed	Lap	D	Time	Sector 1	Sector 2	Sector 3	T. Spd	Elapsed
<b>1</b> Riley & Scott MK III C 2002 1. Emmanuel BRIGAND LMP1B															
1	1	7:52.152	1:13.535			139.7	7:52.152	3	1	4:52.285	52.416	1:45.885	<b>2:13.984</b>	237.5	18:42.301
2	1	4:13.539	43.806				12:05.691	4	1	5:01.620	<b>B</b> 48.088	<b>1:43.991</b>	2:29.541	253.5	23:43.921
3	1	4:23.573	58.699				16:29.264	5	1	5:51.414	1:47.634	1:46.099	2:17.681	236.0	29:35.335
4	1	4:14.816	<b>B</b> 38.526			298.5	20:44.080	6	1	<b>4:48.659</b>	<b>47.276</b>	1:45.625	2:15.758	239.6	34:23.994
5	1	5:27.848	2:02.992			302.7	26:11.928	7	1	5:00.878	48.335	1:48.682	2:23.861	230.0	39:24.872
6	1	4:02.882	38.128				30:14.810	8	1	4:53.963	48.982	1:48.025	2:16.956	218.5	44:18.835
7	1	4:03.521	<b>37.468</b>			300.2	34:18.331	9	1	4:59.815	48.350	1:49.122	2:22.343	212.6	49:18.650
8	1	4:27.669	39.212			303.5	38:46.000								
9	1	<b>3:55.353</b>	41.986				42:41.353								
10	1	4:28.276	52.518				47:09.629								
<b>3</b> Audi R8 LMP 2002 1. Erik MARIS LMP1B															
1	1	7:50.695	1:10.371	2:55.491	3:44.833	103.9	7:50.695								
2	1	4:08.920	44.408	1:31.296	1:53.216	290.6	11:59.615								
3	1	4:26.731	1:04.537	1:31.400	1:50.794	286.8	16:26.346								
4	1	4:00.095	37.554	1:30.661	1:51.880	294.5	20:26.441								
5	1	4:07.743	<b>B</b> 38.038	1:29.641	2:00.064	306.1	24:34.184								
6	1	5:22.451	2:00.786	1:31.260	1:50.405	306.9	29:56.635								
7	1	4:05.921	37.878	1:30.432	1:57.611	303.5	34:02.556								
8	1	4:26.951	38.100	1:30.595	2:18.256	291.4	38:29.507								
9	1	3:57.034	38.285	<b>1:28.759</b>	1:49.990	306.1	42:26.541								
10	1	<b>3:55.863</b>	<b>37.490</b>	1:28.857	<b>1:49.516</b>	304.3	46:22.404								
<b>5</b> Aston Martin DBR9 2006 1. Roald GOETHE 2. Stuart HALL GT1B															
1	1	7:50.638	1:11.104	2:57.629	3:41.905	119.4	7:50.638								
2	1	<b>4:09.284</b>	45.672	1:31.678	1:51.934	282.3	11:59.922								
3	1	4:24.345	1:02.932	<b>1:30.668</b>	<b>1:50.745</b>	283.1	16:24.267								
4	1	4:09.138	<b>B</b> <b>38.522</b>	1:31.280	1:59.336	268.5	20:33.405								
5	1	6:01.732	2:20.928	1:38.847	2:01.957	242.3	26:35.137								
6	1	4:22.934	43.024	1:37.448	2:02.462	255.9	30:58.071								
7	1	4:45.958	42.586	1:36.116	2:27.256	262.0	35:44.029								
8	1	4:36.187	42.183	1:38.496	2:15.508	246.1	40:20.216								
9	1	4:21.751	43.052	1:35.944	2:02.755	260.8	44:41.967								
10	1	4:19.633	41.351	1:35.081	2:03.201	273.8	49:01.600								
<b>7</b> Bentley Speed 8 2003 1. Shaun LYNN LMP1B															
1	1	7:46.584	1:01.818	2:54.624	3:50.142	109.4	7:46.584								
2	1	4:00.626	42.762	1:28.755	1:49.109	306.1	11:47.210								
3	1	4:21.422	1:04.475	1:29.154	1:47.793	287.5	16:08.632								
4	1	3:53.373	37.238	1:28.059	1:48.076	314.0	20:02.005								
5	1	4:02.059	<b>B</b> <b>36.618</b>	1:27.847	1:57.594	303.5	24:04.064								
6	1	5:27.187	2:10.582	1:29.544	<b>1:47.061</b>	300.2	29:31.251								
7	1	<b>3:51.797</b>	37.033	<b>1:26.452</b>	1:48.312	314.0	33:23.048								
8	1	4:21.800	38.706	1:27.044	2:16.050	318.5	37:44.848								
9	1	3:56.919	38.450	1:30.442	1:48.027	247.2	41:41.767								
10	1	3:55.326	38.451	1:27.597	1:49.278	314.9	45:37.093								
<b>11</b> Porsche 993 GT2 1996 1. Robert OFFLEY GT2A															
1	1	8:58.725	4:04.521	2:18.552	2:35.652	166.3	8:58.725								
2	1	4:51.291	51.210	1:45.788	2:14.293	245.0	13:50.016								
<b>12</b> Porsche 993 GT2 1996 1. Henrique GEMPERLE 2. Marc de SIEBENTHAL GT2A															
1	1	8:03.616	1:29.905	3:05.096	3:28.615	76.0	8:03.616								
2	1	4:47.278	50.583	1:42.728	2:13.967	288.3	12:50.894								
3	1	5:01.303	1:07.394	1:43.257	2:10.652	289.8	17:52.197								
4	1	4:41.408	45.448	1:43.287	2:12.673	273.1	22:33.605								
5	1	4:47.580	<b>B</b> 45.557	1:43.806	2:18.217	282.3	27:21.185								
6	1	6:45.615	2:49.578	1:41.656	2:14.381	290.6	34:06.800								
7	1	4:59.757	44.390	1:41.927	2:33.440	289.0	39:06.557								
8	1	4:35.596	46.122	1:41.577	<b>2:07.897</b>	270.4	43:42.153								
9	1	<b>4:34.081</b>	<b>44.247</b>	<b>1:41.494</b>	2:08.340	292.9	48:16.234								
<b>16</b> Aston Martin V8 Vantage GT2 2010 1. Pierre-Alain FRANCE 2. Erwin FRANCE GT2C															
1	1	14:15.475	<b>B</b> ...	1:45.029	2:09.893	264.6	14:15.475								
2	1	4:35.597	43.937	1:44.437	2:07.223	253.5	18:51.072								
3	1	4:30.705	43.552	1:41.237	2:05.916	268.5	23:21.777								
4	1	4:32.050	<b>B</b> 43.356	1:41.185	2:07.509	274.5	27:53.827								
5	1	6:01.578	2:13.788	1:39.556	2:08.234	280.2	33:55.405								
6	1	4:48.424	41.060	1:38.389	2:28.975	278.0	38:43.829								
7	1	4:22.205	44.426	1:38.749	1:59.030	279.4	43:06.034								
8	1	<b>4:15.890</b>	<b>40.994</b>	<b>1:37.090</b>	<b>1:57.806</b>	279.4	47:21.924								
<b>17</b> Dallara SP1 2003 1. Christophe d'ANSEMBOU 2. Antoine d'ANSEMBOURG LMP1B															
1	1	8:02.350	1:28.337	3:05.021	3:28.992	72.8	8:02.350								
2	1	4:29.142	48.067	1:36.191	2:04.884	263.3	12:31.492								
3	1	4:40.799	1:03.346	1:34.647	2:02.806	295.3	17:12.291								
4	1	4:18.734	43.113	1:36.197	1:59.424	253.5	21:31.025								
5	1	4:26.675	<b>B</b> 41.422	1:34.390	2:10.863	295.3	25:57.700								
6	1	6:13.378	2:39.489	<b>1:33.536</b>	2:00.353	282.3	32:11.078								
7	1	4:40.806	40.584	1:35.363	2:24.859	275.9	36:51.884								
8	1	4:13.197	39.456	1:34.510	1:59.231	263.3	41:05.081								
9	1	<b>4:09.604</b>	<b>38.715</b>	1:36.112	<b>1:54.777</b>	247.8	45:14.685								
<b>18</b> Porsche 993 GT2 Bi-turbo 1996 1. Heiko OSTMANN GT2A															
1	1	8:28.669	2:30.294	2:25.068	3:33.307	153.7	8:28.669								
2	1	<b>4:33.891</b>	46.723	<b>1:39.730</b>	<b>2:07.438</b>	255.3	13:02.560								
3	1	4:59.289	1:07.690	1:42.914	2:08.685	243.9	18:01.849								
4	1	4:44.290	<b>B</b> <b>44.119</b>	1:42.675	2:17.496	255.3	22:46.139								
5	1	5:56.620	2:06.938	1:42.005	2:07.677	265.8	28:42.759								
6	1	5:25.303	44.557	1:46.981	2:53.765	268.5	34:08.062								
7	1	6:28.351	1:06.494	2:27.349	2:54.508	197.2	40:36.413								
8	1	5:00.978	51.580	1:51.980	2:17.418	222.1	45:37.391								
<b>20</b> MG EX257 2004 1. Christian GLÄSEL LMP2B															
1	1	7:46.444	1:00.499	2:54.709	3:51.236	114.2	7:46.444								

### RICHARD MILLE





30-1/2/3 | 2022  
JUNE-JULY



ENDURANCE RACING LEGENDS  
LE MANS CLASSIC 2022  
RACE

Sector Analysis

Personal Best Session Best B Crossing the finish line in pit lane

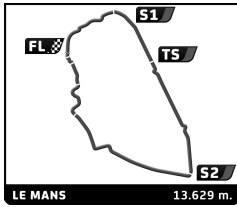
Table with columns: Lap, D, Time, Sector 1, Sector 2, Sector 3, T. Spd, Elapsed. Contains race data for various cars and drivers, including lap times and sector times.

RICHARD MILLE





30-1/2/3 | 2022  
JUNE-JULY



ENDURANCE RACING LEGENDS  
LE MANS CLASSIC 2022  
RACE

Sector Analysis

Personal Best Session Best B Crossing the finish line in pit lane

Table with 7 columns: Lap, D, Time, Sector 1, Sector 2, Sector 3, T. Spd, Elapsed. Rows 6-10.

40 Ford GT (001 PT GT1) 2010  
1. Philippe SCEMAMA GT1B  
Table with 7 columns: Lap, D, Time, Sector 1, Sector 2, Sector 3, T. Spd, Elapsed. Rows 1-2.

44 Pilbeam MP84 2005  
1. Pierre BRUNEAU LMP2B  
2. Marc ROSTAN  
Table with 7 columns: Lap, D, Time, Sector 1, Sector 2, Sector 3, T. Spd, Elapsed. Rows 1-10.

46 Maserati MC12 GT1 2005  
1. Joe MACARI GT1B  
Table with 7 columns: Lap, D, Time, Sector 1, Sector 2, Sector 3, T. Spd, Elapsed. Rows 1-10.

47 Maserati MC12 GT1 2005  
1. Ivan VERCOUTERE GT1B  
2. Alex MÜLLER  
Table with 7 columns: Lap, D, Time, Sector 1, Sector 2, Sector 3, T. Spd, Elapsed. Rows 1-10.

49 Porsche 996 GT3-RSR 2004  
1. Gregor FISKEN GT2C  
Table with 7 columns: Lap, D, Time, Sector 1, Sector 2, Sector 3, T. Spd, Elapsed. Rows 1-5.

Table with 7 columns: Lap, D, Time, Sector 1, Sector 2, Sector 3, T. Spd, Elapsed. Rows 6-9.

51 Cambril Chevrolet IMSA 1998  
1. Edouard DEGUEMP LMP1A  
Table with 7 columns: Lap, D, Time, Sector 1, Sector 2, Sector 3, T. Spd, Elapsed. Rows 1-9.

52 Chrysler Viper GTS-R 1999  
1. Florent MOULIN GT2A  
Table with 7 columns: Lap, D, Time, Sector 1, Sector 2, Sector 3, T. Spd, Elapsed. Rows 1-10.

53 Aston Martin DBR9 2006  
1. Richard MEINS GT1B  
Table with 7 columns: Lap, D, Time, Sector 1, Sector 2, Sector 3, T. Spd, Elapsed. Rows 1-10.

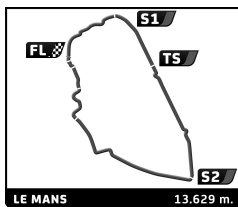
54 Panaz Esperanto GTR1 1997  
1. Xavier GALANT GT1A  
Table with 7 columns: Lap, D, Time, Sector 1, Sector 2, Sector 3, T. Spd, Elapsed. Rows 1-9.

59 Porsche 993 GT2 Evo 1999  
1. Rémi TERRAIL GT2A  
2. Jürg AEBERHARD  
Table with 7 columns: Lap, D, Time, Sector 1, Sector 2, Sector 3, T. Spd, Elapsed. Rows 1-2.





30-1/2/3 | 2022  
JUNE-JULY



ENDURANCE RACING LEGENDS  
LE MANS CLASSIC 2022  
RACE

Sector Analysis

Personal Best Session Best B Crossing the finish line in pit lane

Table with 10 columns: Lap, D, Time, Sector 1, Sector 2, Sector 3, T. Spd, Elapsed. Rows 1-9.

60 Keiler K II 1998 1. Marc JULLY LMP1A. Table with 10 columns: Lap, D, Time, Sector 1, Sector 2, Sector 3, T. Spd, Elapsed. Rows 1-10.

61 Porsche 997 GT3 RSR 2008 1. Frédéric JOUSSET GT2C. Table with 10 columns: Lap, D, Time, Sector 1, Sector 2, Sector 3, T. Spd, Elapsed. Rows 1-9.

64 Chevrolet Corvette CS-R 2000 1. Olivier GALANT GT1B. Table with 10 columns: Lap, D, Time, Sector 1, Sector 2, Sector 3, T. Spd, Elapsed. Rows 1-10.

65 Ford Mustang Cobra TA 1995 1. Oliver BRYANT 2. Grahame BRYANT GT1A. Table with 10 columns: Lap, D, Time, Sector 1, Sector 2, Sector 3, T. Spd, Elapsed. Rows 1-7.

66 Ferrari 550 Maranello Prodrive 2005 1. Dominik ROSCHMANN GT1B. Table with 10 columns: Lap, D, Time, Sector 1, Sector 2, Sector 3, T. Spd, Elapsed. Rows 1-10.

67 Porsche 997 GT3 RSR 2008 1. Jean-Marc MERLIN GT2C. Table with 10 columns: Lap, D, Time, Sector 1, Sector 2, Sector 3, T. Spd, Elapsed. Rows 1-2.

69 Bentley EXP Speed 8 2002 1. Mr JOHN OF B 2. Soheil AYARI LMP1B. Table with 10 columns: Lap, D, Time, Sector 1, Sector 2, Sector 3, T. Spd, Elapsed. Rows 1-10.

70 Porsche 997 GT3 RSR 2007 1. Paul PHILLIPS GT2C. Table with 10 columns: Lap, D, Time, Sector 1, Sector 2, Sector 3, T. Spd, Elapsed. Rows 1-8.

73 Porsche 993 GT2 Evo 1998 1. Guenther SCHINDLER GT2A. Table with 10 columns: Lap, D, Time, Sector 1, Sector 2, Sector 3, T. Spd, Elapsed. Rows 1-4.

75 Saleen S7-R 2001 1. Frank JACOB 2. Arnd MEIER GT1B. Table with 10 columns: Lap, D, Time, Sector 1, Sector 2, Sector 3, T. Spd, Elapsed. Rows 1-2.

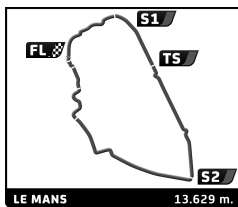
RICHARD MILLE







30-1/2/3 | 2022  
JUNE-JULY



ENDURANCE RACING LEGENDS  
LE MANS CLASSIC 2022  
RACE

Sector Analysis

Personal Best Session Best B Crossing the finish line in pit lane

Table with columns: Lap, D, Time, Sector 1, Sector 2, Sector 3, T. Spd, Elapsed

76 Porsche 996 GT3-RSR 2005  
1. Jean-Lou RIHON  
2. Nick PADMORE  
GT2C

78 BMW M3 GT 1997  
1. Scooter GABEL  
GT2B

79 Porsche 997 GT3 RSR 2009  
1. John COCKERTON  
INV

80 Porsche 996 GT3-R 2000  
1. Pascal DUHAMEL  
GT2B

86 Porsche 996 GT3-RSR 2006  
1. Stefan ROITMAYER  
2. Michael FÖVENV  
GT2C

94 Marcos LM500 1994  
1. Stephen KEATING  
GT2A

Table with columns: Lap, D, Time, Sector 1, Sector 2, Sector 3, T. Spd, Elapsed

98 Lamborghini Gallardo 2013  
1. Benjamin GOETHE  
INV

99 Porsche 996 GT3-RS 2001  
1. Simon EVANS  
GT2B

108 Porsche 993 GT2 Evo 1999  
1. Peter FAIRBAIRN  
GT2A

111 Ferrari F430 GTC 2006  
1. Phil QUAIFE  
2. Sean MCINERNEY  
GT2C

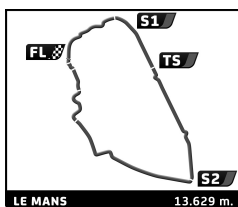
118 Chevrolet Corvette C6 Z06R 2010  
1. Toni SEILER  
INV

RICHARD MILLE





30-1/2/3 | 2022  
JUNE-JULY



# ENDURANCE RACING LEGENDS LE MANS CLASSIC 2022 RACE

## Sector Analysis

Personal Best Session Best B Crossing the finish line in pit lane

Lap	D	Time	Sector 1	Sector 2	Sector 3	T. Spd	Elapsed	Lap	D	Time	Sector 1	Sector 2	Sector 3	T. Spd	Elapsed
10	1	4:14.598	40.199	1:34.895	1:59.504	285.3	48:59.119								
<b>123</b>	Chevrolet Corvette C6 Z06R 2007 1. André WIGET INV														
1	1	8:30.138	2:31.613	2:25.725	3:32.800	147.6	8:30.138								
2	1	4:40.146	46.873	1:42.230	2:11.043	259.5	13:10.284								
3	1	4:50.228	1:02.872	1:40.535	2:06.821	246.1	18:00.512								
4	1	4:34.463	44.189	1:41.826	2:08.448	219.0	22:34.975								
5	1	4:44.547 B	45.668	1:40.592	2:18.287	283.1	27:19.522								
6	1	6:02.138	2:13.204	1:39.106	2:09.828	247.2	33:21.660								
7	1	4:47.212	44.531	1:37.652	2:25.029	266.5	38:08.872								
8	1	4:33.231	46.163	1:39.466	2:07.602	250.0	42:42.103								
9	1	4:45.897	58.622	1:39.171	2:08.104	250.0	47:28.000								
<b>152</b>	Porsche 993 GT2 Evo 1999 1. Benoit ROMAC GT2A														
1	1	7:59.078	2:25.117	2:03.549	3:30.412	238.6	7:59.078								
2	1	4:25.061	45.216	1:37.224	2:02.621	286.8	12:24.139								
3	1	4:44.782	1:05.434	1:36.544	2:02.804	284.5	17:08.921								
4	1	4:24.785	41.546	1:42.068	2:01.171	263.3	21:33.706								
5	1	4:39.162 B	41.506	1:45.026	2:12.630	231.5	26:12.868								
6	1	6:31.250	2:41.268	1:46.009	2:03.973	226.7	32:44.118								
<b>155</b>	TVR Tuscan T400R 2003 1. Matthew HOLBEN GT2B														
1	1	8:59.907	4:06.156	2:19.697	2:34.054	166.3	8:59.907								
2	1	4:51.901	49.820	1:47.466	2:14.615	246.1	13:51.808								
3	1	4:48.802	49.568	1:46.246	2:12.988	267.1	18:40.610								
4	1	4:46.472	47.343	1:45.693	2:13.436	262.6	23:27.082								
5	1	4:48.718 B	46.282	1:45.051	2:17.385	258.9	28:15.800								
6	1	6:25.910	2:18.920	1:48.476	2:18.514	236.0	34:41.710								
7	1	5:18.636	45.185	1:47.596	2:45.855	199.4	40:00.346								
8	1	4:52.418	46.775	1:49.422	2:16.221	229.1	44:52.764								
9	1	4:47.746	44.810	1:47.362	2:15.574	231.0	49:40.510								
<b>160</b>	Porsche 993 GT2 Evo 1999 1. Paul HOWELLS GT2A														
1	1	8:32.799	3:53.561	2:02.510	2:36.728	179.4	8:32.799								
2	1	4:42.770	48.130	1:43.355	2:11.285	247.2	13:15.569								
3	1	4:57.260	1:04.922	1:43.758	2:08.580	253.5	18:12.829								
4	1	4:45.189 B	45.647	1:45.586	2:13.956	178.8	22:58.018								
5	1	5:52.788	2:04.803	1:41.528	2:06.457	245.0	28:50.806								
<b>161</b>	Toyota Supra GT2 2004 1. Marc LOUAIL GT2B														
1	1	8:00.755	1:27.612	3:03.670	3:29.473	75.0	8:00.755								
2	1	4:31.079	46.146	1:38.601	2:06.332	279.4	12:31.834								
3	1	4:45.552	1:04.525	1:37.778	2:03.249	276.6	17:17.386								
4	1	4:49.591 B	42.698	1:41.198	2:25.695	223.9	22:06.977								
5	1	10:02.570 B	3:23.980	2:58.931	3:39.659	125.7	32:09.547								
<b>176</b>	Porsche 996 GT3-RS 2006 1. Maurizio FRATTI GT2C														
1	1	7:58.176	1:25.108	3:02.998	3:30.070	79.8	7:58.176								
2	1	4:26.227	45.352	1:37.681	2:03.194	274.5	12:24.403								
3	1	4:45.174	1:05.576	1:36.881	2:02.717	278.0	17:09.577								
4	1	4:21.860	41.416	1:39.195	2:01.249	196.9	21:31.437								
5	1	4:26.933 B	41.596	1:38.045	2:07.292	284.5	25:58.370								
6	1	5:36.948	1:59.611	1:36.667	2:00.670	279.4	31:35.318								
7	1	4:41.127	41.302	1:37.551	2:22.274	275.9	36:16.445								
8	1	4:20.549	42.678	1:36.649	2:01.222	286.8	40:36.994								
9	1	4:19.733	41.820	1:37.661	2:00.252	281.6	44:56.727								
10	1	4:21.467	41.497	1:37.927	2:02.043	284.5	49:18.194								
<b>273</b>	Morgan Plus 8 GTR 1996 1. Adrian VAN DER KROFT GT2A														
1	1	8:50.556	4:01.122	2:16.248	2:33.186	162.8	8:50.556								
2	1	5:04.258	48.299	1:53.591	2:22.368	212.2	13:54.814								
3	1	5:02.249	49.194	1:52.793	2:20.262	224.8	18:57.063								
4	1	5:06.379 B	46.870	1:51.125	2:28.384	236.5	24:03.442								
5	1	6:25.138	2:16.866	1:52.539	2:15.733	226.7	30:28.580								
6	1	5:15.162	47.511	1:52.294	2:35.357	231.0	35:43.742								
7	1	5:06.835	49.586	1:53.489	2:23.760	221.2	40:50.577								
8	1	4:54.902	46.965	1:49.897	2:18.040	223.9	45:45.479								

