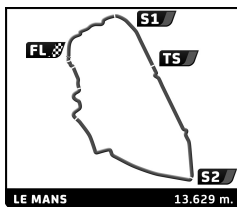




30-1/2/3 | 2022  
JUNE-JULY



ENDURANCE RACING LEGENDS  
LE MANS CLASSIC 2022  
QUALIFYING 2

Sector Analysis

Personal Best Session Best B Crossing the finish line in pit lane

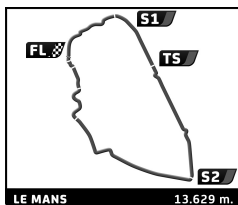
Table with columns: Lap, D, Time, Sector 1, Sector 2, Sector 3, T. Spd, Elapsed. Rows include driver names, car models, and lap times for various categories like LMP1B, GT1B, GT2A, and LMP2B.

RICHARD MILLE





30-1/2/3 | 2022  
JUNE-JULY



ENDURANCE RACING LEGENDS  
LE MANS CLASSIC 2022  
QUALIFYING 2

Sector Analysis

Personal Best Session Best B Crossing the finish line in pit lane

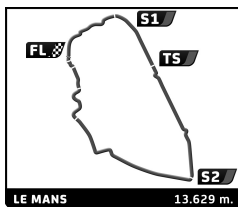
Table with columns: Lap, D, Time, Sector 1, Sector 2, Sector 3, T. Spd, Elapsed. Rows include car numbers (26, 27, 28, 29, 31, 32, 33, 35, 39, 40, 44, 46, 47) and driver names.

RICHARD MILLE





30-1/2/3 | 2022  
JUNE-JULY



ENDURANCE RACING LEGENDS  
LE MANS CLASSIC 2022  
QUALIFYING 2

Sector Analysis

Personal Best Session Best B Crossing the finish line in pit lane

Table with columns: Lap, D, Time, Sector 1, Sector 2, Sector 3, T. Spd, Elapsed. Rows include driver names, car models, and race numbers (49, 51, 52, 53, 54, 57, 59, 60, 61, 64, 66, 67, 69).

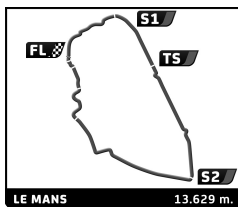
RICHARD MILLE





# 30-1/2/3 | 2022

## JUNE-JULY



### ENDURANCE RACING LEGENDS

#### LE MANS CLASSIC 2022

#### QUALIFYING 2

#### Sector Analysis

■ Personal Best ■ Session Best B Crossing the finish line in pit lane

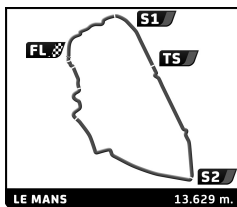
Lap	D	Time	Sector 1	Sector 2	Sector 3	T. Spd	Elapsed	Lap	D	Time	Sector 1	Sector 2	Sector 3	T. Spd	Elapsed
2	1	4:00.900	41.123	1:30.501	1:49.276	308.6	11:05.096	4	1	4:43.085	44.663	1:44.563	2:13.859	230.5	21:01.917
3	1	<b>3:52.287</b>	38.697	1:26.768	<b>1:46.822</b>	325.2	14:57.383	5	1	4:41.911	45.772	1:44.723	2:11.416	230.5	25:43.828
4	1	4:09.549 B	<b>36.248</b>	<b>1:25.343</b>	2:07.958	327.1	19:06.932	6	1	<b>4:35.834</b>	45.657	<b>1:44.210</b>	<b>2:05.967</b>	242.8	30:19.662
5	1	9:14.372	5:30.383	1:40.460	2:03.529	235.5	28:21.304								
6	1	4:28.939	42.354	1:35.622	2:10.963	307.8	32:50.243								
<b>70</b> Porsche 997 GT3 RSR 2007															
1. Paul PHILLIPS GT2C															
1	1	5:42.553	56.930	2:08.119	2:37.504	167.6	7:39.044								
2	1	5:19.224	51.210	1:58.229	2:29.785	202.0	12:58.268								
3	1	5:15.717	50.127	1:58.531	2:27.059	176.5	18:13.985								
4	1	5:04.136	48.361	1:52.870	2:22.905	202.7	23:18.121								
5	1	<b>5:00.460</b>	<b>47.932</b>	<b>1:51.547</b>	2:20.981	198.3	28:18.581								
6	1	5:05.258	50.091	1:54.709	<b>2:20.458</b>	203.1	33:23.839								
<b>73</b> Porsche 993 GT2 Evo 1998															
1. Guenther SCHINDLER GT2A															
1	1	5:01.504	51.600	1:53.845	2:16.059	223.0	7:48.735								
2	1	4:31.093	44.293	1:40.998	2:05.802	281.6	12:19.828								
3	1	4:36.199	43.494	1:43.963	2:08.742	262.0	16:56.027								
4	1	4:33.462 B	43.695	1:38.372	2:11.395	274.5	21:29.489								
5	1	5:26.390	1:45.368	<b>1:38.199</b>	<b>2:02.823</b>	290.6	26:55.879								
6	1	<b>4:25.634</b>	<b>43.450</b>	1:38.346	2:03.838	288.3	31:21.513								
<b>75</b> Saleen S7-R 2001															
1. Frank JACOB GT1B															
2. Arnd MEIER															
1	1	4:52.374 B	46.439	1:36.850	2:29.085	248.3	5:56.630								
2	1	10:53.669	7:14.664	1:38.868	2:00.137	275.9	16:50.299								
3	1	4:11.924	40.266	1:33.723	1:57.935	279.4	21:02.223								
4	1	<b>4:09.847</b>	40.246	1:32.866	<b>1:56.735</b>	272.5	25:12.070								
5	1	4:15.936 B	<b>39.005</b>	<b>1:32.086</b>	2:04.845	282.3	29:28.006								
<b>76</b> Porsche 996 GT3-RSR 2005															
1. Jean-Lou RIHON GT2C															
2. Nick PADMORE															
1	1	5:15.024	56.135	1:58.299	2:20.590	208.1	6:43.938								
2	1	4:41.720	46.906	1:44.112	2:10.702	247.8	11:25.658								
3	1	4:37.935	44.857	1:43.826	2:09.252	234.5	16:03.593								
4	1	4:34.115	43.733	1:42.504	2:07.878	235.5	20:37.708								
5	1	4:37.563	44.738	1:43.548	2:09.277	239.6	25:15.271								
6	1	4:30.705	44.506	1:40.928	2:05.271	260.1	29:45.976								
7	1	<b>4:27.538</b>	<b>42.274</b>	<b>1:40.716</b>	<b>2:04.548</b>	245.5	34:13.514								
<b>78</b> BMW M3 GT 1997															
1. Scooter GABEL GT2B															
1	1	5:00.253	51.794	1:52.142	2:16.317	195.1	7:06.268								
2	1	4:30.201	42.616	1:42.529	2:05.056	243.9	11:36.469								
3	1	4:31.638	42.557	1:45.289	2:03.792	233.5	16:08.107								
4	1	4:29.848	41.802	1:42.533	2:05.513	259.5	20:37.955								
5	1	4:34.839	44.418	1:43.908	2:06.513	241.7	25:12.794								
6	1	4:28.185	41.848	<b>1:41.530</b>	2:04.807	261.4	29:40.979								
7	1	<b>4:26.487</b>	<b>41.478</b>	1:41.985	<b>2:03.024</b>	266.5	34:07.466								
<b>79</b> Porsche 997 GT3 RSR 2009															
1. John COCKERTON INV															
1	1	5:07.033	55.777	1:54.003	2:17.253	184.9	6:50.369								
2	1	4:42.327	<b>44.658</b>	1:45.441	2:12.228	230.0	11:32.696								
3	1	4:46.136	45.551	1:48.901	2:11.684	214.7	16:18.832								
<b>80</b> Porsche 996 GT3-R 2000															
1. Pascal DUHAMEL GT2B															
1	1	5:11.582	52.355	2:02.143	2:17.084	166.3	7:53.693								
2	1	4:46.969	46.085	1:45.433	2:15.451	260.1	12:40.662								
3	1	4:48.002	44.812	1:48.528	2:14.662	271.1	17:28.664								
4	1	5:00.187	1:05.823	1:46.385	<b>2:07.979</b>	260.8	22:28.851								
5	1	<b>4:40.474</b>	46.003	<b>1:44.652</b>	2:09.819	275.9	27:09.325								
6	1	5:26.535	<b>44.422</b>	1:49.616	2:52.497	275.2	32:35.860								
<b>86</b> Porsche 996 GT3-RSR 2006															
1. Stefan ROITMAYER GT2C															
2. Michael FÖVÉNY															
1	1	4:49.059	46.728	1:50.309	2:12.022	208.5	7:39.313								
2	1	<b>4:14.042</b>	41.112	<b>1:35.274</b>	1:57.656	283.8	11:53.355								
3	1	4:17.264	40.599	1:37.896	1:58.769	283.8	16:10.619								
4	1	4:48.990 B	<b>39.946</b>	1:40.162	2:28.882	260.8	20:59.609								
5	1	5:52.679	2:13.229	1:37.808	2:01.642	250.0	26:52.288								
6	1	4:16.855	40.707	1:38.943	<b>1:57.205</b>	291.4	31:09.143								
<b>94</b> Marcos LM500 1994															
1. Stephen KEATING GT2A															
1	1	5:13.921	52.824	1:56.322	2:24.775	193.7	8:20.747								
2	1	5:04.860	50.141	1:54.357	2:20.362	222.5	13:25.607								
3	1	5:03.646	48.472	1:53.488	2:21.686	242.8	18:29.253								
4	1	5:04.056	47.763	<b>1:52.936</b>	2:23.357	236.5	23:33.309								
5	1	<b>4:58.683</b>	47.481	1:52.999	<b>2:18.203</b>	239.1	28:31.992								
6	1	5:02.480	<b>46.930</b>	1:56.167	2:19.383	243.3	33:34.472								
<b>98</b> Lamborghini Gallardo 2013															
1. Benjamin GOETHE INV															
1	1	4:44.280	52.240	1:50.561	2:01.479	231.5	5:14.505								
2	1	4:10.142	39.998	1:36.093	1:54.051	256.5	9:24.647								
3	1	4:07.204	38.805	1:34.395	1:54.004	263.9	13:31.851								
4	1	4:13.232	40.208	1:35.822	1:57.202	266.5	17:45.083								
5	1	4:09.692	40.492	1:35.550	1:53.650	248.9	21:54.775								
6	1	<b>4:03.481</b>	<b>37.846</b>	<b>1:33.905</b>	<b>1:51.730</b>	269.8	25:58.256								
7	1	4:10.263	38.780	1:37.430	1:54.053	267.1	30:08.519								
<b>99</b> Porsche 996 GT3-RS 2001															
1. Simon EVANS GT2B															
1	1	4:55.921	48.771	1:49.742	2:17.408	238.6	6:52.803								
2	1	4:41.576	44.943	1:45.539	2:11.094	257.1	11:34.379								
3	1	5:02.045	44.520	1:49.745	2:27.780	223.0	16:36.424								
4	1	<b>4:35.450</b>	43.780	1:45.363	<b>2:06.307</b>	260.8	21:11.874								
5	1	4:37.610	<b>43.417</b>	1:45.174	2:09.019	267.8	25:49.484								
6	1	4:35.957	43.916	<b>1:44.185</b>	2:07.856	251.2	30:25.441								
<b>105</b> Dodge Viper GTS-R 2003															
1. Edwin STUCKY GT1B															
2. Frédéric YERLY															
1	1	4:47.667	50.838	1:44.408	2:12.421	244.4	7:09.980								
2	1	4:27.891	43.759	<b>1:39.224</b>	2:04.908	278.0	11:37.871								
3	1	<b>4:27.648</b>	41.926	1:41.736	<b>2:03.986</b>	274.5	16:05.519								
4	1	5:09.293 B	<b>41.457</b>	1:49.921	2:37.915	258.9	21:14.812								

### RICHARD MILLE





30-1/2/3 | 2022  
JUNE-JULY



ENDURANCE RACING LEGENDS  
LE MANS CLASSIC 2022  
QUALIFYING 2

Sector Analysis

Personal Best Session Best B Crossing the finish line in pit lane

Table with columns: Lap, D, Time, Sector 1, Sector 2, Sector 3, T. Spd, Elapsed. Rows include car numbers (108, 111, 112, 118, 123, 152, 155), car models, driver names, and performance data across multiple laps.

RICHARD MILLE

