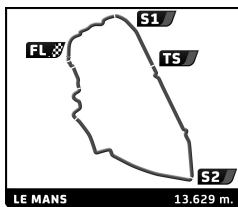




30-1/2/3 | 2022
JUNE-JULY



ENDURANCE RACING LEGENDS LE MANS CLASSIC 2022 QUALIFYING 1

Sector Analysis

Personal Best Session Best B Crossing the finish line in pit lane

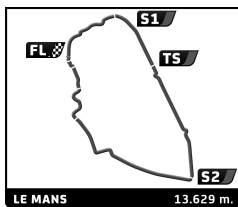
Lap	D	Time	Sector 1	Sector 2	Sector 3	T. Spd	Elapsed	Lap	D	Time	Sector 1	Sector 2	Sector 3	T. Spd	Elapsed
1 Riley & Scott MK III C 2002 1. Emmanuel BRIGAND LMP1B															
1	1	3:49.300					3:49.300	2	1	3:59.750	39.680	1:30.211	1:49.859	278.7	9:55.837
2	1	4:41.209	47.582			224.8	8:30.509	3	1	3:58.578	38.015	1:29.033	1:51.530	240.7	13:54.415
3	1	4:19.936	40.493			239.6	12:50.445	4	1	3:56.907	36.398	1:31.482	1:49.027	301.8	17:51.322
4	1	4:13.664	39.406				17:04.109	5	1	5:22.378 B	40.762	2:45.125	1:56.491	78.5	23:13.700
5	1	4:38.421 B	40.807			228.1	21:42.530	6	1	6:36.822	3:14.477	1:27.934	1:54.411	309.5	29:50.522
6	1	8:18.394	4:41.882				30:00.924	7	1	3:50.969	36.131	1:26.707	1:48.131	311.3	33:41.491
3 Audi R8 LMP 2002 1. Erik MARIS LMP1B															
1	1	4:05.762					4:05.762	2	1	4:59.627 B	49.566	1:46.091	2:23.970	203.1	9:05.389
2	1	6:27.399	2:50.022	1:37.867	1:59.510	257.1	15:32.788	3	1	4:15.579	41.170	1:36.906	1:57.503	237.0	19:48.367
4	1	4:13.789	41.928	1:37.272	1:54.589	233.0	24:02.156	5	1	4:19.365	38.282	1:35.496	2:05.587	246.1	28:21.521
6	1	4:11.968	39.050	1:32.941	1:59.977	258.9	32:33.489								
5 Aston Martin DBR9 2006 1. Rold GOETHE GT1B 2. Stuart HALL															
1	1	6:07.066	19.172	3:27.113	2:20.781	117.7	6:07.066	2	1	4:29.942	44.877	1:39.891	2:05.174	212.2	10:37.008
2	1	4:24.470	42.971	1:37.878	2:03.621	286.8	15:01.478								
7 Bentley Speed 8 2003 1. Shaun LYNN LMP1B															
1	1	6:13.757	27.020	3:24.910	2:21.827	124.9	6:13.757	2	1	4:08.816	40.237	1:31.164	1:57.415	230.5	10:22.573
2	1	3:56.101	38.475	1:28.651	1:48.975	289.8	14:18.674	3	1	3:58.373	37.114	1:31.824	1:49.435	261.4	18:17.047
4	1	5:09.004	41.703	2:37.004	1:50.297	81.1	23:26.051	5	1	3:48.907	36.654	1:27.151	1:45.102	273.1	27:14.958
6	1	4:06.768	38.082	1:25.616	2:03.070	319.5	31:21.726								
11 Porsche 993 GT2 1999 1. Robert OFFLEY GT2A															
1	1	7:11.161	1:04.227	3:06.417	3:00.517	116.4	7:11.161	2	1	5:20.736	52.385	1:55.090	2:33.261	193.4	12:31.897
2	1	5:16.155	52.035	1:55.683	2:28.437	205.4	17:48.052	3	1	5:58.155	53.029	2:44.319	2:20.807	76.7	23:46.207
4	1	4:57.082	48.521	1:51.260	2:17.301	223.9	28:43.289	5	1	4:52.561	47.784	1:45.314	2:19.463	210.1	33:35.850
6	1														
12 Porsche 993 GT2 1996 1. Henrique GEMPERLE GT2A 2. Marc de SIEBENTHAL															
1	1	4:05.424					4:05.424	2	1	5:27.481	58.199	2:13.541	2:15.741	160.0	9:32.905
2	1	4:30.451	43.900	1:40.133	2:06.418	276.6	14:03.356	3	1	4:25.720	42.671	1:38.802	2:04.247	287.5	18:29.076
4	1	5:54.196 B	43.221	2:37.752	2:33.223	102.7	24:23.272	5	1	8:13.771	4:08.243	1:45.313	2:20.215	268.5	32:37.043
6	1														
15 Dallara SP1 2002 1. James COTTINGHAM LMP1B 2. Max GIRARDO															
1	1	5:56.087	15.817	3:26.691	2:13.579	111.8	5:56.087	2	1	3:59.750	39.680	1:30.211	1:49.859	278.7	9:55.837
2	1	3:58.578	38.015	1:29.033	1:51.530	240.7	13:54.415	3	1	3:56.907	36.398	1:31.482	1:49.027	301.8	17:51.322
4	1	5:22.378 B	40.762	2:45.125	1:56.491	78.5	23:13.700	5	1	6:36.822	3:14.477	1:27.934	1:54.411	309.5	29:50.522
6	1	3:50.969	36.131	1:26.707	1:48.131	311.3	33:41.491								
16 Aston Martin V8 Vantage GT2 2010 1. Pierre-Alain FRANCE GT2C 2. Erwin FRANCE															
1	1	7:42.345	3:46.623	1:48.107	2:07.615	230.0	7:42.345	2	1	4:25.545	42.472	1:40.007	2:03.066	256.5	12:07.890
2	1	4:31.890 B	42.583	1:40.420	2:08.887	250.0	16:39.780	3	1	8:12.925	4:09.611	1:49.068	2:14.246	249.5	24:52.705
4	1	4:38.733	44.631	1:44.405	2:09.697	238.0	29:31.438	5	1	4:39.693	44.062	1:43.776	2:11.855	246.1	34:11.131
6	1														
17 Dallara SP1 2003 1. Christophe d'ANSEMBOUI LMP1B 2. Antoine d'ANSEMBOURG															
1	1	8:12.081 B	2:53.175	1:45.947	3:32.959	219.0	8:12.081	2	1	23:01.705	...	1:41.850	2:15.306	219.0	31:13.786
2	1														
18 Porsche 993 GT2 Bi-turbo 1996 1. Heiko OSTMANN GT2A															
1	1	8:16.087	3:49.092	2:09.059	2:17.936	118.1	8:16.087	2	1	6:12.395 B	47.175	2:10.223	3:14.997	239.1	14:28.482
2	1	11:25.170 B	6:50.884	1:53.262	2:41.024	251.2	25:53.652	3	1	8:27.193	4:08.146	1:51.365	2:27.682	264.6	34:20.845
4	1														
20 MG EX257 2004 1. Christian GLÄSEL LMP2B															
1	1	6:18.455	48.287	3:07.232	2:22.936	98.3	6:18.455	2	1	4:02.798	40.120	1:30.308	1:52.370	292.1	10:21.253
2	1	3:53.508	37.078	1:27.694	1:48.736	307.8	14:14.761	3	1	4:07.447	37.601	1:37.844	1:52.002	275.2	18:22.208
4	1	5:11.501	38.817	2:38.652	1:54.032	80.2	23:33.709	5	1	3:49.700	36.504	1:26.337	1:46.859	309.5	27:23.409
6	1	3:59.145	36.604	1:26.186	1:56.355	300.2	31:22.554								
22 Porsche 993 GT2 Evo 1999 1. Sebastian GLASER GT2A															
1	1	8:11.323	3:41.324	2:10.554	2:19.445	110.3	8:11.323	2	1	4:27.061	43.005	1:38.288	2:05.768	268.5	12:38.384
2	1	4:20.381	43.297	1:36.769	2:00.315	280.9	16:58.765	3	1	4:32.690 B	42.623	1:38.283	2:11.784	285.3	21:31.455
4	1	5:51.787	2:15.142	1:36.353	2:00.292	289.0	27:23.242	5	1	4:14.840	41.232	1:34.986	1:58.622	291.4	31:38.082
6	1														
25 Lola-MG EX257 2001 1. Mike NEWTON LMP2B															
1	1	5:55.468	14.091	3:25.830	2:15.547	114.4	5:55.468	2	1	4:04.923	39.757	1:33.197	1:51.969	248.9	10:00.391
2	1	4:01.096	38.811	1:30.173	1:52.112	306.9	14:01.487	3	1	4:04.037	38.231	1:33.546	1:52.260	308.6	18:05.524
4	1	5:13.104	38.433	2:41.998	1:52.673	80.9	23:18.628	5	1	3:54.165	37.596	1:28.021	1:48.548	308.6	27:12.793
6	1	4:44.955 B	42.285	1:40.182	2:22.488	296.1	31:57.748								

RICHARD MILLE





30-1/2/3 | 2022
JUNE-JULY



ENDURANCE RACING LEGENDS
LE MANS CLASSIC 2022
QUALIFYING 1

Sector Analysis

Personal Best Session Best B Crossing the finish line in pit lane

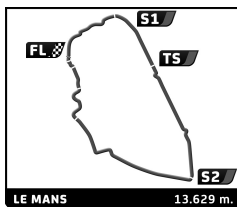
Table with columns: Lap, D, Time, Sector 1, Sector 2, Sector 3, T. Spd, Elapsed. Rows include car numbers (26, 27, 28, 29, 31, 32, 33, 35, 39, 40, 46, 47, 49, 51) and driver names.

RICHARD MILLE





30-1/2/3 | 2022
JUNE-JULY



ENDURANCE RACING LEGENDS
LE MANS CLASSIC 2022
QUALIFYING 1

Sector Analysis

Personal Best Session Best B Crossing the finish line in pit lane

Table with columns: Lap, D, Time, Sector 1, Sector 2, Sector 3, T. Spd, Elapsed. Rows include car numbers (52, 53, 54, 57, 59, 60, 61, 64, 66, 67, 69, 70, 73, 75) and driver names.

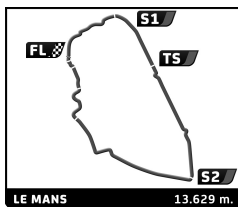
RICHARD MILLE





30-1/2/3 | 2022

JUNE-JULY



ENDURANCE RACING LEGENDS

LE MANS CLASSIC 2022

QUALIFYING 1

Sector Analysis

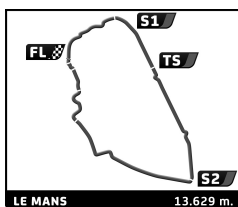
■ Personal Best
 ■ Session Best
 ■ Crossing the finish line in pit lane

Lap	D	Time	Sector 1	Sector 2	Sector 3	T. Spd	Elapsed	Lap	D	Time	Sector 1	Sector 2	Sector 3	T. Spd	Elapsed
76 Porsche 996 GT3-RSR 2005 1. Jean-Lou RIHON 2. Nick PADMORE GT2C															
1	1	6:41.779	49.496	3:16.342	2:35.941	87.6	6:41.779								
2	1	4:25.542	42.203	1:40.803	2:02.536	245.5	11:07.321								
3	1	4:24.084	43.091	1:38.808	2:02.185	262.0	15:31.405								
4	1	4:35.524	43.660	1:42.125	2:09.739	221.6	20:06.929								
5	1	4:26.604	42.901	1:38.250	2:05.453	275.2	24:33.533								
6	1	4:38.260	41.030	1:37.509	2:19.721	268.5	29:11.793								
78 BMW M3 GT 1997 1. Scooter GABEL GT2B															
1	1	7:12.423	3:06.040	1:53.469	2:12.914	183.6	7:12.423								
2	1	4:53.772	44.116	1:49.846	2:19.810	230.5	12:06.195								
3	1	6:43.256	2:45.476	1:50.667	2:07.113	242.3	18:49.451								
4	1	6:10.895	45.046	2:38.063	2:47.786	209.7	25:00.346								
79 Porsche 997 GT3 RSR 2009 1. John COCKERTON INV															
1	1	7:48.220	3:15.862	1:57.386	2:34.972	175.4	7:48.220								
2	1	5:01.680	49.315	1:50.486	2:21.879	205.0	12:49.900								
3	1	4:54.274	46.965	1:47.913	2:19.396	198.3	17:44.174								
4	1	5:53.015	47.477	2:46.163	2:19.375	83.9	23:37.189								
5	1	4:54.412	46.520	1:50.251	2:17.641	178.8	28:31.601								
6	1	5:02.395	45.997	1:46.163	2:30.235	214.2	33:33.996								
80 Porsche 996 GT3-R 2000 1. Pascal DUHAMEL GT2B															
1	1	8:45.990	3:46.848	1:59.944	2:59.198	119.4	8:45.990								
2	1	4:55.270	48.665	1:49.731	2:16.874	246.6	13:41.260								
3	1	5:09.812	46.443	1:53.102	2:30.267	211.7	18:51.072								
4	1	7:23.137	3:17.215	1:49.911	2:16.011	252.3	26:14.209								
5	1	5:06.686	47.144	1:48.202	2:31.340	257.1	31:20.895								
86 Porsche 996 GT3-RSR 2006 1. Stefan ROITMAYER 2. Michael FÖVENVY GT2C															
1	1	7:38.949	3:20.128	1:58.423	2:20.398	176.2	7:38.949								
2	1	4:57.769	48.024	1:43.687	2:26.058	258.9	12:36.718								
3	1	5:47.834	1:40.346	1:50.353	2:17.135	175.4	18:24.552								
4	1	5:37.068	46.875	2:37.289	2:12.904	111.1	24:01.620								
5	1	4:44.366	46.746	1:44.331	2:13.289	243.9	28:45.986								
6	1	4:50.640	45.870	1:41.404	2:23.366	231.5	33:36.626								
92 TVR Tuscan T400R 2006 1. Jason CLEGG GT2B															
1	1	8:07.643	3:34.208	2:02.559	2:30.876	172.9	8:07.643								
2	1	4:53.553	46.826	1:48.348	2:18.379	215.9	13:01.196								
3	1	4:47.068	45.082	1:47.639	2:14.347	241.2	17:48.264								
4	1	5:58.454	45.399	2:49.564	2:23.491	77.9	23:46.718								
94 Marcos LM500 1994 1. Stephen KEATING GT2A															
1	1	3:55.850					3:55.850								
2	1	5:48.144	58.363	2:10.357	2:39.424	166.3	9:43.994								
3	1	5:29.175	53.181	2:03.245	2:32.749	196.9	15:13.169								
4	1	5:30.154	52.539	2:05.926	2:31.689	182.4	20:43.323								
5	1	5:17.990	49.543	2:00.844	2:27.603	201.2	26:01.313								
6	1	5:24.014	48.571	2:00.965	2:34.478	203.8	31:25.327								
98 Lamborghini Gallardo 2013 1. Benjamin GOETHE INV															
1	1	6:07.739	20.490	3:28.740	2:18.509	106.9	6:07.739								
2	1	4:17.943	43.865	1:35.861	1:58.217	251.2	10:25.682								
3	1	4:12.853	40.531	1:35.146	1:57.176	228.1	14:38.535								
4	1	4:17.510	42.298	1:39.598	1:55.614	237.5	18:56.045								
5	1	4:57.584	40.302	2:14.570	2:02.712	258.9	23:53.629								
99 Porsche 996 GT3-RS 2001 1. Simon EVANS GT2B															
1	1	6:05.361	23.424	3:17.494	2:24.443	112.9	6:05.361								
2	1	4:54.859	49.631	1:49.088	2:16.140	238.6	11:00.220								
3	1	4:44.433	45.171	1:46.863	2:12.399	252.9	15:44.653								
4	1	4:42.077	45.306	1:46.303	2:10.468	267.1	20:26.730								
5	1	4:42.287	44.600	1:46.437	2:11.250	258.3	25:09.017								
6	1	4:50.774	46.001	1:47.276	2:17.497	234.5	29:59.791								
7	1	4:43.380	45.252	1:45.712	2:12.416	255.9	34:43.171								
105 Dodge Viper GTS-R 2003 1. Edwin STUCKY 2. Frédéric YERLY GT1B															
1	1	6:45.450	38.472	3:22.159	2:44.819	94.4	6:45.450								
2	1	4:58.182	48.202	1:49.738	2:20.242	196.5	11:43.632								
3	1	4:49.148	45.112	1:48.337	2:15.699	191.0	16:32.780								
4	1	5:10.972	46.240	1:54.911	2:29.821	161.2	21:43.752								
5	1	6:11.687	2:09.422	1:47.710	2:14.555	198.7	27:55.439								
6	1	4:41.483	44.193	1:44.597	2:12.693	208.9	32:36.922								
108 Porsche 993 GT2 Evo 1999 1. Peter FAIRBAIRN GT2A															
1	1	7:03.589	1:00.605	3:09.175	2:53.809	107.2	7:03.589								
2	1	4:58.093	48.953	1:50.836	2:18.304	219.8	12:01.682								
3	1	4:54.650	47.121	1:49.884	2:17.645	213.0	16:56.332								
4	1	4:52.052	48.752	1:50.281	2:13.019	250.0	21:48.384								
5	1	4:45.457	45.612	1:47.499	2:12.346	249.5	26:33.841								
6	1	4:49.515	45.757	1:47.700	2:16.058	250.6	31:23.356								
111 Ferrari F430 GTC 2006 1. Phil QUAlFE 2. Sean MCINERNEY GT2C															
1	1	6:29.470	39.849	3:22.239	2:27.382	108.1	6:29.470								
2	1	4:28.465	43.851	1:39.253	2:05.361	269.8	10:57.935								
3	1	4:18.296	40.420	1:37.800	2:00.076	280.9	15:16.231								
4	1	4:24.344	43.785	1:41.846	1:58.713	278.7	19:40.575								
5	1	4:29.250	39.853	1:49.975	1:59.422	237.0	24:09.825								
6	1	4:18.262	39.692	1:36.896	2:01.674	280.9	28:28.087								
7	1	4:14.517	41.043	1:36.475	1:56.999	282.3	32:42.604								





30-1/2/3 | 2022
JUNE-JULY



ENDURANCE RACING LEGENDS
LE MANS CLASSIC 2022
QUALIFYING 1

Sector Analysis

Personal Best Session Best B Crossing the finish line in pit lane

Table with columns: Lap, D, Time, Sector 1, Sector 2, Sector 3, T. Spd, Elapsed. Rows include car numbers (112, 118, 123, 152, 160, 161, 176) and driver names.

