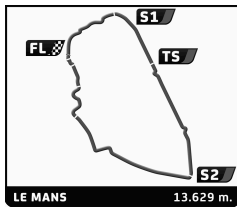




30-1/2/3 | 2022
JUNE-JULY



PLATEAU 6 - GRID 6
LE MANS CLASSIC 2022
RACE 3

Sector Analysis

Personal Best Session Best B Crossing the finish line in pit lane

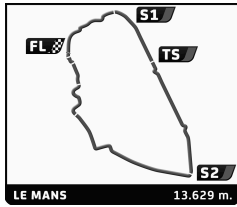
Table with columns: Lap, D, Time, Sector 1, Sector 2, Sector 3, T. Spd, Elapsed. Rows 1-10 showing driver performance for various cars like Porsche 935 K3, Ferrari 512, BMW M1, etc.

RICHARD MILLE





30-1/2/3 | 2022
JUNE-JULY



PLATEAU 6 - GRID 6
LE MANS CLASSIC 2022
RACE 3

Sector Analysis

Personal Best Session Best B Crossing the finish line in pit lane

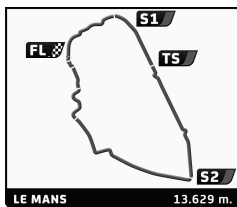
Table with columns: Lap, D, Time, Sector 1, Sector 2, Sector 3, T. Spd, Elapsed. Contains race data for drivers 12-28 across various car models like Porsche 911, BMW 3.0 CSL, and Lola T298.

RICHARD MILLE





30-1/2/3 | 2022
JUNE-JULY



PLATEAU 6 - GRID 6
LE MANS CLASSIC 2022
RACE 3

Sector Analysis

Personal Best Session Best B Crossing the finish line in pit lane

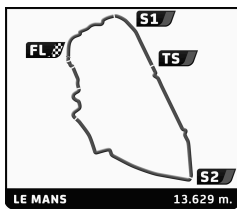
Table with columns: Lap, D, Time, Sector 1, Sector 2, Sector 3, T. Spd, Elapsed. Contains race results for drivers 30-39, including names, car models, and lap times.

RICHARD MILLE





30-1/2/3 | 2022
JUNE-JULY



PLATEAU 6 - GRID 6
LE MANS CLASSIC 2022
RACE 3

Sector Analysis

Personal Best Session Best B Crossing the finish line in pit lane

Table with 11 columns: Lap, D, Time, Sector 1, Sector 2, Sector 3, T. Spd, Elapsed. Rows 1-3.

40 1. Guenther SCHINDLER BMW M1 Procar 1979 GTS37B. Table with 11 columns: Lap, D, Time, Sector 1, Sector 2, Sector 3, T. Spd, Elapsed. Rows 1-5.

41 1. Philipp BRUEHWILER Chevron B36 1976 TSRC34. Table with 11 columns: Lap, D, Time, Sector 1, Sector 2, Sector 3, T. Spd, Elapsed. Rows 1-10.

42 1. Alan TERPINS 2. Martin LAUBER Porsche 935 1979 GTS37. Table with 11 columns: Lap, D, Time, Sector 1, Sector 2, Sector 3, T. Spd, Elapsed. Rows 1-9.

43 1. Guido DUMAREY 2. Philipp BRUNN 3. Siegfried BRUNN Porsche 911 RSR Turbo 2,1L 1974 TSRC29. Table with 11 columns: Lap, D, Time, Sector 1, Sector 2, Sector 3, T. Spd, Elapsed. Rows 1-10.

45 1. Vincent CONGNET 2. Christophe DECULTOT Porsche 930 Turbo 1981 GTS37B. Table with 11 columns: Lap, D, Time, Sector 1, Sector 2, Sector 3, T. Spd, Elapsed. Rows 1-3.

46 1. Claudia HÜRTGEN 2. Angelo DI CASA 3. Manolo DI CASA BMW 2002 Heidegger Gr.2 1975 TC24. Table with 11 columns: Lap, D, Time, Sector 1, Sector 2, Sector 3, T. Spd, Elapsed. Rows 1-8.

47 1. Paul SURAND 2. Stephane LEMERET De Tomaso Pantera Gr. IV 1975 GTS27C. Table with 11 columns: Lap, D, Time, Sector 1, Sector 2, Sector 3, T. Spd, Elapsed. Rows 1-9.

48 1. Michel BAUDOIN 2. Paul CHATEAUX Lola T212 1971 TSRC28. Table with 11 columns: Lap, D, Time, Sector 1, Sector 2, Sector 3, T. Spd, Elapsed. Rows 1-9.

49 1. Chris MAC ALLISTER Mirage M6 1972 TSRC29. Table with 11 columns: Lap, D, Time, Sector 1, Sector 2, Sector 3, T. Spd, Elapsed. Rows 1-10.

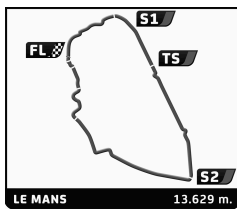
51 1. Frédéric DA ROCHA Lola T298 1979 TSRC40. Table with 11 columns: Lap, D, Time, Sector 1, Sector 2, Sector 3, T. Spd, Elapsed. Rows 1-3.

RICHARD MILLE





30-1/2/3 | 2022
JUNE-JULY



PLATEAU 6 - GRID 6
LE MANS CLASSIC 2022
RACE 3

Sector Analysis

Personal Best Session Best B Crossing the finish line in pit lane

Table with 14 columns: Lap, D, Time, Sector 1, Sector 2, Sector 3, T. Spd, Elapsed. It shows race data for two drivers across 10 laps.

Driver 52: 1. Mark RICHARDSON, 2. Julian MAYNARD. Lola T290 1972 TSRC34. Lap data table.

Driver 60: 1. Albert WEINZIERL. BMW M1 Gr.5 1979 GTS37B. Lap data table.

Driver 53: 1. Beat EGGIMANN. Cheetah G601 1976 TSRC28. Lap data table.

Driver 61: 1. Didier DENAT, 2. Uwe KOLB. Porsche 911 Carrera RSR 3.0 1974 GTS27. Lap data table.

Driver 55: 1. Pierre-Arnaud de LACHAR3, Benjamin de FORTIS, 2. Eric BROUTIN. Porsche 924 Carrera GTR 1981 GTS36. Lap data table.

Driver 63: 1. Pierre MELLINGER, 2. Tommaso GELMINI. Ferrari 512 BBLM 1979 GTS37C. Lap data table.

Driver 57: 1. NELSON. Porsche 930 3.0 1975 GTS32C. Lap data table.

Driver 64: 1. Roberto TURRIZIANI, 2. Davide MAZZOLENI. Osella PA5 1978 TSRC40. Lap data table.

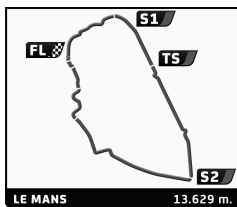
Driver 59: 1. Edwin STUCKY, 2. Ludovic CHOLLEY, 3. Frédéric YERLY. Inaltera LM 1976 TSRC29. Lap data table.

Driver 65: 1. Patrice LAFARGUE. Lola T298 1979 TSRC29. Lap data table.





30-1/2/3 | 2022
JUNE-JULY



PLATEAU 6 - GRID 6
LE MANS CLASSIC 2022
RACE 3

Sector Analysis

Personal Best Session Best B Crossing the finish line in pit lane

Table with 14 columns: Lap, D, Time, Sector 1, Sector 2, Sector 3, T. Spd, Elapsed. It shows race data for multiple laps.

66 1.Carlos TAVARES Chevron B21 1972 TSRC28

Table with 7 columns: Lap, D, Time, Sector 1, Sector 2, Sector 3, T. Spd, Elapsed. Shows detailed data for driver 66.

67 1.Rémi TERRAIL 2.Jürg AEBERHARD Porsche 911 Carrera RSR 3.0 1974 GTS27

Table with 7 columns: Lap, D, Time, Sector 1, Sector 2, Sector 3, T. Spd, Elapsed. Shows detailed data for driver 67.

68 1.Pascal DUHAMEL Porsche 930 Turbo Groupe IV 1976 GTS32C

Table with 7 columns: Lap, D, Time, Sector 1, Sector 2, Sector 3, T. Spd, Elapsed. Shows detailed data for driver 68.

69 1. MR JOHN OF B 2.Soheil AYARI 3.Romain BELLETESTE Ferrari 512 BBLM 1979 GTS37C

Table with 7 columns: Lap, D, Time, Sector 1, Sector 2, Sector 3, T. Spd, Elapsed. Shows detailed data for driver 69.

70 1.Heiko OSTMANN Porsche 930 Turbo 19e9 GTS37B

Table with 7 columns: Lap, D, Time, Sector 1, Sector 2, Sector 3, T. Spd, Elapsed. Shows detailed data for driver 70.

71 1.Rainer BECKER 2.Mike WILDS 3.Andrew PRILL Porsche 911 Carrera RSR 3.0 1975 GTS27

Table with 7 columns: Lap, D, Time, Sector 1, Sector 2, Sector 3, T. Spd, Elapsed. Shows detailed data for driver 71.

73 1.Didier CAZEAUX 2.Jürgen BARTH 3.Charles RUPP Porsche 924 Carrera GTR 1982 GTS37B

Table with 7 columns: Lap, D, Time, Sector 1, Sector 2, Sector 3, T. Spd, Elapsed. Shows detailed data for driver 73.

74 1.Alain BOITE 2.Pierre BOITE Moynet LM75 1975 TSRC28

Table with 7 columns: Lap, D, Time, Sector 1, Sector 2, Sector 3, T. Spd, Elapsed. Shows detailed data for driver 74.

76 1.Paul CHASE-GARDENER Aston Martin RHAM/1 1977 GTP37C

Table with 7 columns: Lap, D, Time, Sector 1, Sector 2, Sector 3, T. Spd, Elapsed. Shows detailed data for driver 76.

81 1.Paul POCHCIOL 2.George POCHCIOL 3.James HANSON De Tomaso Pantera Gr. V 1975 TSRC36B

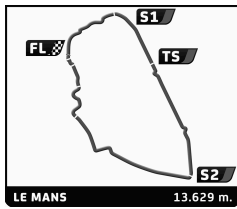
Table with 7 columns: Lap, D, Time, Sector 1, Sector 2, Sector 3, T. Spd, Elapsed. Shows detailed data for driver 81.

RICHARD MILLE





30-1/2/3 | 20
JUNE-JULY | 22



PLATEAU 6 - GRID 6
LE MANS CLASSIC 2022
RACE 3

Sector Analysis

■ Personal Best ■ Session Best B Crossing the finish line in pit lane

Lap	D	Time	Sector 1	Sector 2	Sector 3	T. Spd	Elapsed	Lap	D	Time	Sector 1	Sector 2	Sector 3	T. Spd	Elapsed
3	1	4:26.960	43.570	1:38.662	2:04.728	271.1	14:15.569								
4	1	4:39.936	44.064	1:50.218	2:05.654	249.5	18:55.505								
5	1	4:34.512	45.104	1:40.846	2:08.562	269.8	23:30.017								
6	1	5:43.063B	44.683	1:40.994	3:17.386	262.0	29:13.080								
7	1	5:58.417	2:04.842	1:45.318	2:08.257	166.6	35:11.497								
8	1	4:33.837	44.642			278.7	39:45.334								
9	1	4:31.562	44.943			251.8	44:16.896								

RICHARD MILLE

