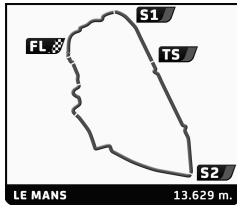




30-1/2/3 | 2022  
JUNE-JULY



PLATEAU 6 - GRID 6  
LE MANS CLASSIC 2022  
RACE 2

Sector Analysis

Personal Best Session Best B Crossing the finish line in pit lane

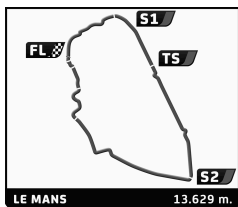
Table with columns: Lap, D, Time, Sector 1, Sector 2, Sector 3, T. Spd, Elapsed. Rows 1-14 showing driver names, car models, and lap times.

RICHARD MILLE





30-1/2/3 | 2022  
JUNE-JULY



PLATEAU 6 - GRID 6  
LE MANS CLASSIC 2022  
RACE 2

Sector Analysis

Personal Best Session Best B Crossing the finish line in pit lane

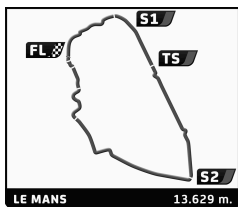
Table with columns: Lap, D, Time, Sector 1, Sector 2, Sector 3, T. Spd, Elapsed. Rows include driver names, car models, and lap times for drivers 17-28.

RICHARD MILLE





30-1/2/3 | 2022  
JUNE-JULY



PLATEAU 6 - GRID 6  
LE MANS CLASSIC 2022  
RACE 2

Sector Analysis

Personal Best Session Best B Crossing the finish line in pit lane

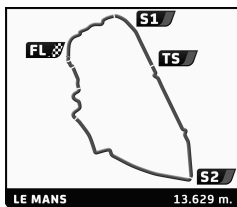
Table with columns: Lap, D, Time, Sector 1, Sector 2, Sector 3, T. Spd, Elapsed. Rows 30-41 showing race data for various drivers and cars.

RICHARD MILLE





30-1/2/3 | 2022  
JUNE-JULY



PLATEAU 6 - GRID 6  
LE MANS CLASSIC 2022  
RACE 2

Sector Analysis

Personal Best Session Best B Crossing the finish line in pit lane

Table with 12 columns: Lap, D, Time, Sector 1, Sector 2, Sector 3, T. Spd, Elapsed. Rows 5-7 for two different cars.

42 1.Alan TERPINS Porsche 935 1979 GTS37  
2.Martin LAUBER  
Lap 1-7 data table

49 1.Chris MAC ALLISTER Mirage M6 1972 TSRC29  
Lap 1-7 data table

43 1.Guido DUMAREY Porsche 911 RSR Turbo 2,1L 1974 TSRC29  
2.Philipp BRUNN  
3.Siegfried BRUNN  
Lap 1-7 data table

51 1.Frédéric DA ROCHA Lola T298 1979 TSRC40  
Lap 1-7 data table

45 1.Vincent CONGNET Porsche 930 Turbo 1981 GTS37B  
2.Christophe DECULTOT  
Lap 1-3 data table

52 1.Mark RICHARDSON Lola T290 1972 TSRC34  
2.Julian MAYNARD  
Lap 1-7 data table

46 1.Claudia HÜRTGEN BMW 2002 Heidegger Gr:2 1975 TC24  
2.Angelo DI CASA  
3.Manolo DI CASA  
Lap 1-6 data table

53 1.Beat EGGIMANN Cheetah G601 1976 TSRC28  
Lap 1-7 data table

47 1.Paul SURAND De Tomaso Pantera Gr. IV 1975 GTS27C  
2.Stephane LEMERET  
Lap 1-7 data table

55 1.Pierre-Arnaud de LACHAR3.Benjamin de FORTIS Porsche 924 Carrera GTR 1981 GTS36  
2.Eric BROUTIN  
Lap 1-5 data table

48 1.Michel BAUDOIN Lola T212 1971 TSRC28  
2.Paul CHATEAUX  
Lap 1-4 data table

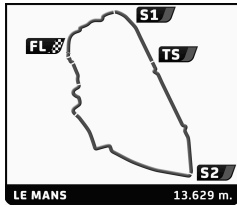
56 1.Emmanuel BRIGAND Porsche 911 Carrera RSR 3.0 1974 GTS27  
Lap 1-1 data table

RICHARD MILLE





30-1/2/3 | 2022  
JUNE-JULY



PLATEAU 6 - GRID 6  
LE MANS CLASSIC 2022  
RACE 2

Sector Analysis

Personal Best Session Best B Crossing the finish line in pit lane

Table with columns: Lap, D, Time, Sector 1, Sector 2, Sector 3, T. Spd, Elapsed. Rows 2-7.

57 1. NELSON Porsche 930 3.0 1975 GTS32C. Table with columns: Lap, D, Time, Sector 1, Sector 2, Sector 3, T. Spd, Elapsed. Rows 1-7.

59 1. Edwin STUCKY 2. Ludovic CHOLLEY 3. Frédéric YERLY Inaltera LM 1976 TSRC29. Table with columns: Lap, D, Time, Sector 1, Sector 2, Sector 3, T. Spd, Elapsed. Rows 1-6.

60 1. Albert WEINZIERL BMW M1 Gr.5 1979 GTS37B. Table with columns: Lap, D, Time, Sector 1, Sector 2, Sector 3, T. Spd, Elapsed. Rows 1-7.

61 1. Didier DENAT 2. Uwe KOLB Porsche 911 Carrera RSR 3.0 1974 GTS27. Table with columns: Lap, D, Time, Sector 1, Sector 2, Sector 3, T. Spd, Elapsed. Rows 1-7.

63 1. Pierre MELLINGER 2. Tommaso GELMINI Ferrari 512 BBLM 1979 GTS37C. Table with columns: Lap, D, Time, Sector 1, Sector 2, Sector 3, T. Spd, Elapsed. Rows 1-6.

64 1. Roberto TURRIZIANI 2. Davide MAZZOLENI Osella PA5 1978 TSRC40. Table with columns: Lap, D, Time, Sector 1, Sector 2, Sector 3, T. Spd, Elapsed. Rows 1-7.

65 1. Patrice LAFARGUE Lola T298 1979 TSRC29. Table with columns: Lap, D, Time, Sector 1, Sector 2, Sector 3, T. Spd, Elapsed. Rows 1-7.

66 1. Carlos TAVARES Chevron B21 1972 TSRC28. Table with columns: Lap, D, Time, Sector 1, Sector 2, Sector 3, T. Spd, Elapsed. Rows 1-7.

67 1. Rémi TERRAIL 2. Jürg AEBERHARD Porsche 911 Carrera RSR 3.0 1974 GTS27. Table with columns: Lap, D, Time, Sector 1, Sector 2, Sector 3, T. Spd, Elapsed. Rows 1-7.

68 1. Pascal DUHAMEL Porsche 930 Turbo Groupe IV 1976 GTS32C. Table with columns: Lap, D, Time, Sector 1, Sector 2, Sector 3, T. Spd, Elapsed. Rows 1-7.

69 1. MR JOHN OF B 2. Soheil AYARI 3. Romain BELLETESTE Ferrari 512 BBLM 1979 GTS37C. Table with columns: Lap, D, Time, Sector 1, Sector 2, Sector 3, T. Spd, Elapsed. Rows 1-2.

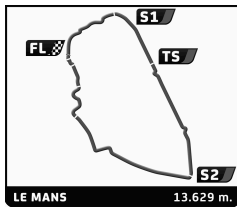
RICHARD MILLE





# 30-1/2/3 | 2022

## JUNE-JULY



### PLATEAU 6 - GRID 6

### LE MANS CLASSIC 2022

### RACE 2

### Sector Analysis

■ Personal Best ■ Session Best B Crossing the finish line in pit lane

Lap	D	Time	Sector 1	Sector 2	Sector 3	T. Spd	Elapsed	Lap	D	Time	Sector 1	Sector 2	Sector 3	T. Spd	Elapsed
3	1	4:31.438	44.127	1:40.891	2:06.420	265.2	13:45.304								
4	1	4:46.203	43.275	1:40.935	2:21.993	288.3	18:31.507								
5	1	9:37.232	52.903	3:59.208	4:45.121	80.5	28:08.739								
6	1	9:30.080 B	1:08.388	3:56.075	4:25.617	83.3	37:38.819								
7	1	5:59.073	1:58.378	1:46.089	2:14.606	248.9	43:37.892								

70		1.Heiko OSTMANN		Porsche 930 Turbo 19e9		GTS37B	
1	1	5:56.435	1:22.588	2:02.853	2:30.994	191.0	5:56.435
2	1	5:22.574	53.034	1:59.410	2:30.130	224.4	11:19.009
3	1	5:34.310 B	51.736	1:59.531	2:43.043	206.5	16:53.319
4	1	11:12.216	2:50.404	3:42.790	4:39.022	77.5	28:05.535
5	1	9:28.302	1:08.854	3:54.464	4:24.984	92.1	37:33.837
6	1	5:37.206	53.692	2:05.518	2:37.996	200.5	43:11.043

71		1.Rainer BECKER		3.Andrew PRILL		Porsche 911 Carrera RSR 3.0 1975		GTS27	
		2.Mike WILDS							
1	1	5:33.623	1:12.829	1:54.023	2:26.771	217.6	5:33.623		
2	1	4:59.313	48.865	1:50.510	2:19.938	246.1	10:32.936		
3	1	4:57.084	47.493	1:51.335	2:18.256	259.5	15:30.020		
4	1	7:35.796 B	46.462	2:01.593	4:47.741	255.3	23:05.816		
5	1	10:27.535	2:16.408	3:43.677	4:27.450	84.5	33:33.351		
6	1	6:35.468	1:07.896	3:06.106	2:21.466	133.4	40:08.819		
7	1	5:03.513	48.883	1:54.425	2:20.205	244.4	45:12.332		

74		1.Alain BOITE		2.Pierre BOITE		Moynet LM75 1975		TSRC28	
1	1	5:53.122	1:22.117	1:59.103	2:31.902	200.8	5:53.122		
2	1	5:15.664	51.125	1:57.412	2:27.127	240.7	11:08.786		
3	1	5:17.138	49.299	2:00.881	2:26.958	235.5	16:25.924		
4	1	8:42.152 B	49.787	3:22.504	4:29.861	85.8	25:08.076		
5	1	9:38.086	2:13.034	3:09.213	4:15.839	223.0	34:46.162		
6	1	6:35.871	1:20.177	2:50.019	2:25.675	76.1	41:22.033		

80		1.Josserand de MURARD		Porsche 930 Turbo gr.IV 1979		GTS37			
1	1	6:38.931 B	1:20.008	2:17.404	3:01.519	181.5	6:38.931		

