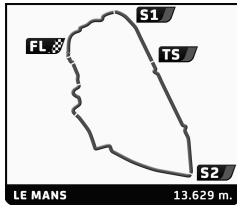




30-1/2/3 | 2022
JUNE-JULY



PLATEAU 6 - GRID 6
LE MANS CLASSIC 2022
QUALIFYING - DAY PRACTICE

Sector Analysis

Personal Best Session Best B Crossing the finish line in pit lane

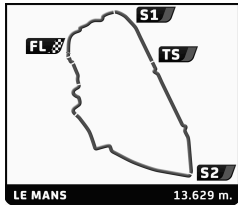
Table with columns: Lap, D, Time, Sector 1, Sector 2, Sector 3, T. Spd, Elapsed. Rows 1-11 showing driver names, car models, and lap times for various drivers like Jean-Marc MERLIN, Jörg BRATKE VON BERG, Michael HINDERER, etc.

RICHARD MILLE





30-1/2/3 | 2022
JUNE-JULY



PLATEAU 6 - GRID 6
LE MANS CLASSIC 2022
QUALIFYING - DAY PRACTICE

Sector Analysis

Personal Best Session Best B Crossing the finish line in pit lane

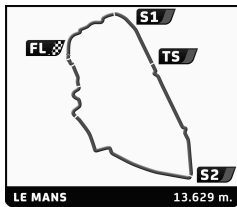
Table with columns: Lap, D, Time, Sector 1, Sector 2, Sector 3, T. Spd, Elapsed. Rows include driver names, car models, and lap times for various drivers like Christophe FLORIN, Kurt THIEL, Dominique GUENAT, etc.

RICHARD MILLE





30-1/2/3 | 2022
JUNE-JULY



PLATEAU 6 - GRID 6
LE MANS CLASSIC 2022
QUALIFYING - DAY PRACTICE

Sector Analysis

Personal Best Session Best B Crossing the finish line in pit lane

Table with 14 columns: Lap, D, Time, Sector 1, Sector 2, Sector 3, T. Spd, Elapsed. Contains data for laps 2-7.

Driver 27: Mr STEEL, Marco WERNER. Porsche 935 1980 IMSAGTX. Lap 1: 5:52.871, Sector 1: 1:55.180, Sector 2: 1:47.115, Sector 3: 2:10.576, T. Spd: 203.1, Elapsed: 16:19.673.

Driver 28: Pierre AVIRON-VIOLET, Jean-Marie BELLETESTE. Porsche 911 Carrera RSR 3.0 1976 GTS27. Lap 1: 5:47.922, Sector 1: 56.502, Sector 2: 2:07.657, Sector 3: 2:43.763, T. Spd: 183.0, Elapsed: 13:53.545.

Driver 29: Johnny George CAPOR. Porsche 935 2.0 1980 TSRC40. Lap 1: 26:23.800, Elapsed: 38:15.532.

Driver 30: Romain ROCHER, Sebastien CRUBILE. Porsche 935 1979 GTS37C. Lap 1: 4:30.469, Sector 1: 43.576, Sector 2: 1:41.638, Sector 3: 2:05.255, T. Spd: 241.2, Elapsed: 12:48.382.

Driver 31: Daniele PERFETTI, Egidio PERFETTI. Porsche 911 Carrera RSR 3.0 1975 GTS27. Lap 1: 5:50.425, Sector 1: 47.061, Sector 2: 2:48.186, Sector 3: 2:15.178, T. Spd: 83.1, Elapsed: 11:37.264.

Driver 32: Jean-Christian DUBY, Gilles VANNELET. Porsche 935 1977 GTS37C. Lap 1: 5:18.098, Sector 1: 43.336, Sector 2: 2:13.995, Sector 3: 2:20.767, T. Spd: 72.0, Elapsed: 10:15.600.

Driver 33: Richard MILLE, Yves SCEMAMA. TOJ SC304 1976 TSRC29. Lap 1: 5:33.479, Sector 1: 42.408, Sector 2: 2:44.724, Sector 3: 2:06.347, T. Spd: 85.2, Elapsed: 11:20.491.

Driver 34: Oliver MATHAI. Porsche 924 Carrera GTR 1981 GTS37. Lap 1: 5:47.306, Sector 1: 45.619, Sector 2: 2:51.647, Sector 3: 2:10.040, T. Spd: 78.5, Elapsed: 12:02.163.

Driver 35: Jakob V. HOLSTEIN, Otto REEDTZ-THOTT. Ferrari 365 GTB/4 Gr.IV 1973 GTS27C. Lap 1: 5:29.350, Sector 1: 53.317, Sector 2: 2:05.812, Sector 3: 2:30.221, T. Spd: 122.5, Elapsed: 17:07.283.

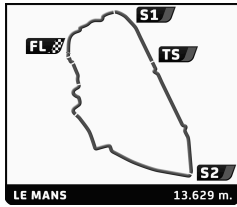
Driver 36: Maurizio MICANGELI, Emmanuelle PIRRO, Javier QUIROS. Ferrari 512 BBLM 1980 GTS37. Lap 1: 5:40.390, Sector 1: 51.099, Sector 2: 2:07.064, Sector 3: 2:23.406, T. Spd: 156.8, Elapsed: 16:52.808.

Driver 37: Tommy MCGLYNN, Brady REFENNING. Porsche 934 1976 GTS37. Lap 1: 5:12.288, Sector 1: 51.443, Sector 2: 1:50.709, Sector 3: 2:30.136, T. Spd: 187.1, Elapsed: 13:43.913.





30-1/2/3 | 2022
JUNE-JULY



PLATEAU 6 - GRID 6
LE MANS CLASSIC 2022
QUALIFYING - DAY PRACTICE

Sector Analysis

Personal Best Session Best B Crossing the finish line in pit lane

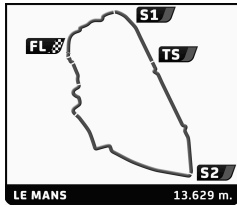
Table with columns: Lap, D, Time, Sector 1, Sector 2, Sector 3, T. Spd, Elapsed. Contains driver data for cars 38 through 49, including names, car models, and lap times.

RICHARD MILLE





30-1/2/3 | 2022
JUNE-JULY



PLATEAU 6 - GRID 6
LE MANS CLASSIC 2022
QUALIFYING - DAY PRACTICE

Sector Analysis

Personal Best Session Best B Crossing the finish line in pit lane

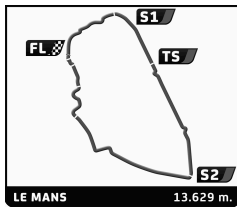
Table with columns: Lap, D, Time, Sector 1, Sector 2, Sector 3, T. Spd, Elapsed. Rows include driver names, car models, and lap times for drivers 51-61.

RICHARD MILLE





30-1/2/3 | 2022
JUNE-JULY



PLATEAU 6 - GRID 6
LE MANS CLASSIC 2022
QUALIFYING - DAY PRACTICE

Sector Analysis

Personal Best Session Best B Crossing the finish line in pit lane

Table with columns: Lap, D, Time, Sector 1, Sector 2, Sector 3, T. Spd, Elapsed. Rows include driver names, car models, and lap times for various drivers like Philippe SCEMAMA, Pierre MELLINGER, Roberto TURRIZIANI, Patrice LAFARGUE, Carlos TAVARES, Rémi TERRAIL, Pascal DUHAMEL, Heiko OSTMANN, and Rainer BECKER.

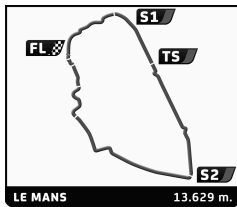
RICHARD MILLE





30-1/2/3 | 2022

JUNE-JULY



PLATEAU 6 - GRID 6

LE MANS CLASSIC 2022

QUALIFYING - DAY PRACTICE

Sector Analysis

■ Personal Best ■ Session Best B Crossing the finish line in pit lane

Lap	D	Time	Sector 1	Sector 2	Sector 3	T. Spd	Elapsed	Lap	D	Time	Sector 1	Sector 2	Sector 3	T. Spd	Elapsed
Porsche 911 SC Gr.IV 1980															
72	1.Thierry PERRIER						GTS37								
	2.Philippe PEAUGER														
1	1	16:34.110	B	1:04.147	...	2:19.580	224.8	32:54.270							
2	1	5:02.610		47.806	1:53.361	2:21.443	243.3	37:56.880							
3	1	4:58.863		47.031	1:52.316	2:19.516	242.8	42:55.743							
4	1	5:24.434	B	48.102	1:55.425	2:40.907	238.0	48:20.177							
Porsche 924 Carrera GTR 1982															
73	1.Didier CAZEAUX		3.Charles RUPP				GTS37B								
	2.Jürgen BARTH														
1	1	5:23.904	B					16:37.103							
2	1	17:00.320						33:37.423							
3	1	5:30.402						39:07.825							
4	1	5:16.494						44:24.319							
5	1	5:10.498						49:34.817							
Moynet LM75 1975															
74	1.Alain BOITE						TSRC28								
	2.Pierre BOITE														
1	1	6:44.003	B	59.889	3:01.735	2:42.379	88.6	13:13.836							
2	1	5:55.368		55.876	2:18.722	2:40.770	133.9	19:09.204							
3	1	7:28.740		1:01.580	3:04.057	3:23.103	74.9	26:37.944							
4	1	5:36.331		55.807	2:03.582	2:36.942	172.9	32:14.275							
5	1	5:45.518		53.574	2:15.548	2:36.396	224.8	37:59.793							
6	1	5:31.267		52.688	2:00.927	2:37.652	207.3	43:31.060							
7	1	5:19.627		50.756	1:58.000	2:30.871	241.7	48:50.687							
8	1	5:20.091		52.291	1:58.113	2:29.687	236.0	54:10.778							
Aston Martin RHAM/1 1977															
76	1.Paul CHASE-GARDENER						GTP37C								
1	1	5:11.712	B	49.798	1:56.051	2:25.863	212.2	15:27.327							
2	1	6:45.511	B	55.835	3:04.582	2:45.094	78.2	22:12.838							
3	1	7:23.279		3:04.250	1:56.333	2:22.696	201.6	29:36.117							
4	1	5:00.274		47.064	1:53.452	2:19.758	209.7	34:36.391							
5	1	5:08.542		47.974	1:58.197	2:22.371	199.4	39:44.933							
6	1	5:13.233		47.853	1:56.134	2:29.246	205.8	44:58.166							
7	1	4:56.566		48.021	1:50.285	2:18.260	220.3	49:54.732							
8	1	5:36.373	B	48.328	1:58.884	2:49.161	193.7	55:31.105							
Porsche 930 Turbo gr.IV 1979															
80	1.Josserand de MURARD						GTS37								
1	1	5:55.452	B	59.664	2:09.912	2:45.876	158.6	6:38.441							
2	1	8:04.783		3:23.390	2:01.840	2:39.553	198.7	14:43.224							
De Tomaso Pantera Gr. V 1975															
81	1.Paul POCHCIOL		3.James HANSON				TSRC36B								
	2.George POCHCIOL														
1	1	4:53.030		54.800	1:48.208	2:10.022	224.4	5:27.457							
2	1	5:36.135		44.693	2:37.467	2:13.975	82.2	11:03.592							
3	1	4:34.359		44.697	1:42.289	2:07.373	223.9	15:37.951							
4	1	6:03.728	B	47.205	2:56.169	2:20.354	82.2	21:41.679							
5	1	7:26.302		2:44.978	2:04.197	2:37.127	192.7	29:07.981							
6	1	5:22.174		52.715	1:56.268	2:33.191	196.2	34:30.155							
7	1	5:51.221	B	53.366	1:58.376	2:59.479	213.0	40:21.376							
8	1	6:20.946		2:13.265	1:50.898	2:16.783	194.4	46:42.322							
9	1	4:47.137		46.480	1:46.334	2:14.323	202.0	51:29.459							

