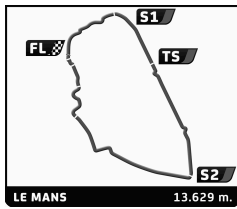




30-1/2/3 | 2022  
JUNE-JULY



PLATEAU 5 - GRID 5  
LE MANS CLASSIC 2022  
RACE 3

Sector Analysis

Personal Best Session Best B Crossing the finish line in pit lane

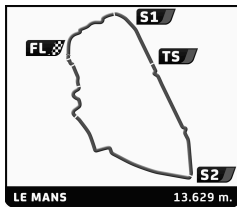
Table with columns: Lap, D, Time, Sector 1, Sector 2, Sector 3, T. Spd, Elapsed. Rows are grouped by driver and race number (3, 4, 5, 7, 9, 10, 11, 12, 14).

RICHARD MILLE





30-1/2/3 | 2022  
JUNE-JULY



PLATEAU 5 - GRID 5  
LE MANS CLASSIC 2022  
RACE 3

Sector Analysis

Personal Best Session Best B Crossing the finish line in pit lane

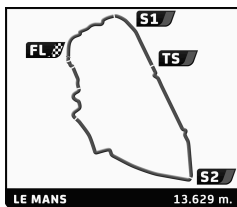
Table with columns: Lap, D, Time, Sector 1, Sector 2, Sector 3, T. Spd, Elapsed. Rows include driver names, car models, and lap times for various drivers like Marc DONCIEUX, Chris FOX, John EMBERSON, etc.

RICHARD MILLE





30-1/2/3 | 2022
JUNE-JULY



PLATEAU 5 - GRID 5
LE MANS CLASSIC 2022
RACE 3

Sector Analysis

Personal Best Session Best B Crossing the finish line in pit lane

Table with 11 columns: Lap, D, Time, Sector 1, Sector 2, Sector 3, T. Spd, Elapsed. Contains race data for laps 7-9.

Driver 29: 1. Jakob V. HOLSTEIN, 2. Otto REEDTZ-THOTT. Ford GT40 1965 GTP12B. Lap 1: 21:00.942 B, 1:16.827, 1:51.188, ... 226.7, 21:00.942

Driver 33: 1. Pierre-Alain FRANCE. Lola T70 Mk.3B 1969 TSRC18. Lap 1: 4:35.581, 51.985, 1:39.101, 2:04.495, 266.5, 4:35.581. Lap 2: 4:28.606, 42.846, 1:40.478, 2:05.282, 270.4, 9:04.187. Lap 3: 4:27.758, 43.023, 1:39.062, 2:05.673, 266.5, 13:31.945. Lap 4: 8:59.987 B, 1:00.405, 3:23.045, 4:36.537, 119.5, 22:31.932

Driver 34: 1. Michael ROOCK, 2. Claudia HÜRTGEN. Porsche 911 2.3L ST 1970 GTS21. Lap 1: 5:41.835, 1:20.056, 1:59.722, 2:22.057, 213.8, 5:41.835. Lap 2: 5:03.200, 49.824, 1:53.518, 2:19.858, 223.0, 10:45.035. Lap 3: 5:26.317, 49.217, 1:54.697, 2:42.403, 233.5, 16:11.352. Lap 4: 5:24.540, 50.745, 1:54.953, 2:38.842, 220.7, 21:35.892. Lap 5: 5:14.148 B, 50.202, 1:56.215, 2:27.731, 220.3, 26:50.040. Lap 6: 6:57.551, 2:31.737, 1:58.936, 2:26.878, 230.0, 33:47.591. Lap 7: 5:13.695, 49.995, 1:57.929, 2:25.771, 219.4, 39:01.286. Lap 8: 5:14.451, 50.117, 1:58.160, 2:26.174, 236.0, 44:15.737. Lap 9: 5:17.457, 49.851, 1:58.261, 2:29.345, 238.6, 49:33.194

Driver 36: 1. David NOGAREDA. Porsche 906 1966 TSRC16. Lap 1: 5:37.271, 1:18.438, 1:55.438, 2:23.395, 229.5, 5:37.271. Lap 2: 5:01.525, 48.627, 1:52.006, 2:20.892, 231.5, 10:38.796. Lap 3: 6:01.664, 48.515, 2:30.928, 2:42.221, 252.9, 16:40.460. Lap 4: 5:21.708 B, 49.932, 1:53.520, 2:38.256, 231.0, 22:02.168. Lap 5: 6:38.013, 2:23.122, 1:53.034, 2:21.857, 234.0, 28:40.181. Lap 6: 5:02.392, 51.215, 1:51.435, 2:19.742, 229.1, 33:42.573. Lap 7: 4:59.730, 49.679, 1:50.026, 2:20.025, 248.9, 38:42.303. Lap 8: 4:59.656, 49.207, 1:49.856, 2:20.593, 229.5, 43:41.959. Lap 9: 5:00.944, 49.262, 1:51.525, 2:20.157, 233.0, 48:42.903

Driver 37: 1. Nick SLEEP, 2. Alex MONTGOMERY. Lola T70 Mk.3 1967 TSRC18B. Lap 1: 4:30.287, 50.917, 1:36.804, 2:02.566, 274.5, 4:30.287. Lap 2: 4:21.037, 42.370, 1:36.953, 2:01.714, 240.7, 8:51.324. Lap 3: 4:18.948, 42.050, 1:36.384, 2:00.514, 264.6, 13:10.272. Lap 4: 4:54.700 B, 41.685, 1:36.421, 2:36.594, 251.8, 18:04.972. Lap 5: 6:09.080, 2:21.049, 1:39.803, 2:08.228, 255.9, 24:14.052. Lap 6: 4:28.248, 44.489, 1:38.903, 2:04.856, 255.3, 28:42.300. Lap 7: 4:32.471, 48.509, 1:39.429, 2:04.533, 236.5, 33:14.771. Lap 8: 4:25.680, 43.319, 1:38.058, 2:04.303, 270.4, 37:40.451. Lap 9: 4:27.149, 42.597, 1:37.726, 2:06.826, 262.6, 42:07.600. Lap 10: 4:23.812, 42.884, 1:37.767, 2:03.161, 251.2, 46:31.412

Driver 38: 1. Luc CHEMINOT, 2. Eric PEROU. Chevron B8 1968 TSRC16. Lap 1: 5:20.411, 1:11.082, 1:51.173, 2:18.156, 198.3, 5:20.411

Driver 41: 1. Mauro POPONCINI. Lola T212 1971 TSRC22. Lap 2: 4:55.488, 47.795, 1:49.994, 2:17.699, 213.0, 10:15.899. Lap 3: 4:55.161, 47.063, 1:50.759, 2:17.339, 224.8, 15:11.060. Lap 4: 5:21.553 B, 47.221, 1:49.688, 2:44.644, 209.7, 20:32.613. Lap 5: 7:02.161, 2:43.076, 1:56.540, 2:22.545, 206.2, 27:34.774. Lap 6: 5:20.770, 56.687, 1:58.288, 2:25.795, 198.3, 32:55.544. Lap 7: 5:11.408, 51.055, 1:55.605, 2:24.748, 226.7, 38:06.952. Lap 8: 5:14.640, 49.576, 1:56.018, 2:29.046, 221.2, 43:21.592. Lap 9: 5:19.527, 50.188, 1:57.934, 2:31.405, 218.5, 48:41.119

Driver 42: 1. Ingo STROLZ, 2. Thomas MATZELBERGER. Lola T210 1970 TSRC22. Lap 1: 5:14.357, 1:09.014, 1:49.164, 2:16.179, 226.7, 5:14.357. Lap 2: 4:48.342, 46.264, 1:47.346, 2:14.732, 251.2, 10:02.699. Lap 3: 5:00.803, 47.071, 1:49.252, 2:24.480, 244.4, 15:03.502. Lap 4: 5:23.561 B, 46.073, 1:47.902, 2:49.586, 255.3, 20:27.063. Lap 5: 6:20.555, 2:17.719, 1:48.165, 2:14.671, 246.1, 26:47.618. Lap 6: 5:04.484, 51.986, 1:52.468, 2:20.030, 227.6, 31:52.102. Lap 7: 4:49.770, 48.179, 1:46.920, 2:14.671, 255.9, 36:41.872. Lap 8: 4:51.636, 46.994, 1:47.758, 2:16.884, 254.1, 41:33.508. Lap 9: 4:52.608, 46.897, 1:49.593, 2:16.118, 257.7, 46:26.116

Driver 43: 1. Jeff MOYES, 2. Malcolm YOUNG. Porsche 914/6 GT 1971 GTS21. Lap 1: 5:33.825, 1:15.807, 1:53.498, 2:24.520, 190.3, 5:33.825. Lap 2: 5:03.536, 48.807, 1:54.032, 2:20.697, 206.9, 10:37.361. Lap 3: 5:13.049, 48.151, 1:52.413, 2:32.485, 218.1, 15:50.410. Lap 4: 5:24.699 B, 47.580, 1:52.413, 2:44.706, 203.1, 21:15.109. Lap 5: 6:40.436, 2:33.171, 1:49.468, 2:17.797, 246.6, 27:55.545. Lap 6: 5:01.962, 54.435, 1:51.303, 2:16.224, 225.3, 32:57.507. Lap 7: 4:53.099, 48.092, 1:49.265, 2:15.742, 251.8, 37:50.606. Lap 8: 4:58.164, 47.886, 1:48.128, 2:22.150, 240.1, 42:48.770. Lap 9: 4:58.567, 48.653, 1:50.040, 2:19.874, 236.0, 47:47.337

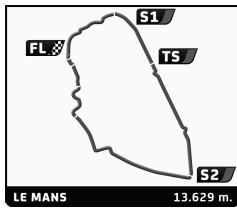
Driver 44: 1. Jean-Pierre CASZALOT. Chevron B16 1970 TSRC22. Lap 1: 6:24.482, 1:31.647, 2:08.833, 2:44.002, 205.8, 6:24.482. Lap 2: 5:50.399, 55.963, 2:11.202, 2:43.234, 203.1, 12:14.881. Lap 3: 6:06.412, 55.307, 2:11.398, 2:59.707, 209.3, 18:21.293. Lap 4: 5:56.895, 56.229, 2:10.311, 2:50.355, 211.7, 24:18.188. Lap 5: 5:54.269 B, 56.934, 2:10.959, 2:46.376, 210.9, 30:12.457. Lap 6: 7:57.341, 2:30.554, 2:28.704, 2:58.083, 155.0, 38:09.798. Lap 7: 6:18.558, 58.926, 2:16.646, 3:02.986, 176.2, 44:28.356. Lap 8: 6:37.670, 1:02.121, 2:23.309, 3:12.240, 165.5, 51:06.026

Driver 44: 1. Jean-Pierre CASZALOT. Chevron B16 1970 TSRC22. Lap 1: 6:38.312, 1:32.610, 2:15.233, 2:50.469, 172.9, 6:38.312. Lap 2: 6:03.742, 56.310, 2:17.283, 2:50.149, 171.0, 12:42.054. Lap 3: 6:52.373 B, 55.465, 2:22.886, 3:34.022, 156.8, 19:34.427. Lap 4: 7:48.266, 2:27.884, 2:24.138, 2:56.244, 158.3, 27:22.693. Lap 5: 6:18.057, 58.892, 2:23.290, 2:55.875, 167.6, 33:40.750. Lap 6: 6:04.573, 56.122, 2:17.083, 2:51.368, 178.2, 39:45.323. Lap 7: 6:03.669, 52.994, 2:16.721, 2:53.954, 182.4, 45:48.992





30-1/2/3 | 2022  
JUNE-JULY



PLATEAU 5 - GRID 5  
LE MANS CLASSIC 2022  
RACE 3

Sector Analysis

Personal Best Session Best B Crossing the finish line in pit lane

Table with columns: Lap D, Time, Sector 1, Sector 2, Sector 3, T. Spd, Elapsed. Rows are grouped by car number (45, 46, 47, 48, 49, 50, 51, 52, 53, 56) and driver names. Includes car models like Ford GT40 Mk IV 1967, Alpine A210 1966, etc.

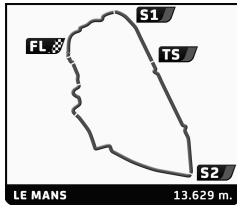
RICHARD MILLE







30-1/2/3 | 2022  
JUNE-JULY



PLATEAU 5 - GRID 5  
LE MANS CLASSIC 2022  
RACE 3

Sector Analysis

Personal Best Session Best B Crossing the finish line in pit lane

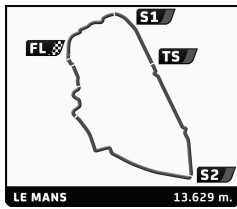
Table with columns: Lap, D, Time, Sector 1, Sector 2, Sector 3, T. Spd, Elapsed. Rows include driver names, car models, and lap times for various drivers like Nelson, LIPS, STUCKY, JULLY, GEMPERLE, etc.

RICHARD MILLE





30-1/2/3 | 2022  
JUNE-JULY



PLATEAU 5 - GRID 5  
LE MANS CLASSIC 2022  
RACE 3

Sector Analysis

Personal Best Session Best B Crossing the finish line in pit lane

Table with columns: Lap, D, Time, Sector 1, Sector 2, Sector 3, T. Spd, Elapsed. Rows include driver names (e.g., Maxime HERICAULT, John SHELDON, Dener Jorge PIRES, Nelson PIQUET, François BOURDIN, Hervé TREMBLAY, Philippe SCEMAMA, Michel SCEMAMA, Rolf SIGRIST, Davide MAZZOLENI) and their respective lap times and sector times.

RICHARD MILLE

