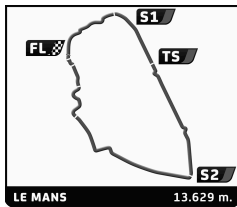




30-1/2/3 | 2022
JUNE-JULY



PLATEAU 5 - GRID 5
LE MANS CLASSIC 2022
RACE 1

Sector Analysis

Personal Best Session Best B Crossing the finish line in pit lane

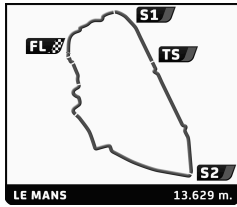
Table with columns: Lap, D, Time, Sector 1, Sector 2, Sector 3, T. Spd, Elapsed. Rows are grouped by driver and car model, showing lap-by-lap performance data.

RICHARD MILLE





30-1/2/3 | 2022
JUNE-JULY



PLATEAU 5 - GRID 5
LE MANS CLASSIC 2022
RACE 1

Sector Analysis

Personal Best Session Best B Crossing the finish line in pit lane

Table with 11 columns: Lap, D, Time, Sector 1, Sector 2, Sector 3, T. Spd, Elapsed. Rows 3-9.

Driver 12: 1. Philippe GIAUQUE, Lola T70 Mk.3 1967. Lap 1: 4:30.836, Sector 1: 50.306, Sector 2: 1:36.941, Sector 3: 2:03.589, T. Spd: 250.6, Elapsed: 4:30.836.

Driver 14: 1. Jan GIJZEN, Ferrari 275 GTB/4 1966. Lap 1: 5:59.914, Sector 1: 1:28.390, Sector 2: 1:59.908, Sector 3: 2:31.616, T. Spd: 192.0, Elapsed: 5:59.914.

Driver 15: 1. Marc DONCIEUX, Ford GT40 1966. Lap 1: 5:02.558, Sector 1: 59.392, Sector 2: 1:45.944, Sector 3: 2:17.222, T. Spd: 217.2, Elapsed: 5:02.558.

Driver 16: 1. Chris FOX, Lola T70 Mk.3B 1970. Lap 1: 4:47.501, Sector 1: 57.208, Sector 2: 1:41.292, Sector 3: 2:09.001, T. Spd: 265.8, Elapsed: 4:47.501.

Driver 17: 1. John EMBERSON, Chevron B19 1971. Lap 1: 4:48.204, Sector 1: 52.885, Sector 2: 1:45.152, Sector 3: 2:10.167, T. Spd: 260.8, Elapsed: 4:48.204.

Driver 18: 1. Michael BIRCH, Ford GT40 1965. Lap 1: 5:09.816, Sector 1: 1:01.903, Sector 2: 1:49.477, Sector 3: 2:18.436, T. Spd: 210.1, Elapsed: 5:09.816.

Driver 19: 1. Philippe VANDROMME, Ford GT40 1969. Lap 1: 5:24.203, Sector 1: 1:18.179, Sector 2: 1:47.903, Sector 3: 2:18.121, T. Spd: 198.3, Elapsed: 5:24.203.

Driver 20: 1. Alexander FURIANI, Chevron B19 1971. Lap 1: 4:32.725, Sector 1: 49.586, Sector 2: 1:40.443, Sector 3: 2:02.696, T. Spd: 218.5, Elapsed: 4:32.725.

Driver 21: 1. Robert CROFTON, Datsun 240Z 1971. Lap 1: 6:01.065, Sector 1: 1:26.692, Sector 2: 2:04.386, Sector 3: 2:29.987, T. Spd: 184.9, Elapsed: 6:01.065.

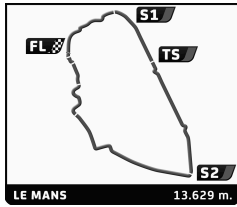
Driver 22: 1. Shaun LYNN, Lola T70 Mk.3B 1971. Lap 1: 4:27.243, Sector 1: 45.837, Sector 2: 1:38.732, Sector 3: 2:02.674, T. Spd: 229.1, Elapsed: 4:27.243.

RICHARD MILLE





30-1/2/3 | 2022
JUNE-JULY



PLATEAU 5 - GRID 5
LE MANS CLASSIC 2022
RACE 1

Sector Analysis

Personal Best Session Best B Crossing the finish line in pit lane

Table with 10 columns: Lap, D, Time, Sector 1, Sector 2, Sector 3, T. Spd, Elapsed. Contains lap data for drivers 3 and 4.

Driver 23: Porsche 911 2.2L S 1970. Driver: 1. Guillaume CARPENTIER, 2. Guillaume de MONTALIEF. Lap data table.

Driver 24: Ferrari 365 GTB/4 Gr.IV 1971. Driver: 1. Jérémy LANCKSWERT, 2. Christophe VAN RIET. Lap data table.

Driver 25: Chevron B19 1971. Driver: 1. Henry FLETCHER. Lap data table.

Driver 26: Lola T70 Mk.3 1966. Driver: 1. Paul BELMONDO, 2. Antoine VANDROMME. Lap data table.

Driver 27: Chevron B19 1971. Driver: 1. Joao Paulo CAMPOS COS, 2. Alexandre BEIRAO. Lap data table.

Driver 29: Ford GT40 1965. Driver: 1. Jakob V. HOLSTEIN, 2. Otto REEDTZ-THOTT. Lap data table.

Driver 33: Lola T70 Mk.3B 1969. Driver: 1. Pierre-Alain FRANCE. Lap data table.

Driver 34: Porsche 911 2.2L ST 1970. Driver: 1. Michael ROOCK, 2. Claudia HÜRTGEN. Lap data table.

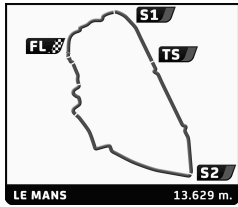
Driver 35: Lola T70 Mk.3B 1969. Driver: 1. Armand MILLE. Lap data table.

Driver 36: Porsche 906 1966. Driver: 1. David NOGAREDA. Lap data table.





30-1/2/3 | 2022
JUNE-JULY



PLATEAU 5 - GRID 5
LE MANS CLASSIC 2022
RACE 1

Sector Analysis

Personal Best Session Best B Crossing the finish line in pit lane

Table with 12 columns: Lap, D, Time, Sector 1, Sector 2, Sector 3, T. Spd, Elapsed. Rows 4-9.

37 1.Nick SLEEP 2.Alex MONTGOMERY Lola T70 Mk.3 1967 TSRC18B. Table with 7 columns: Lap, D, Time, Sector 1, Sector 2, Sector 3, Elapsed. Rows 1-10.

38 1.Luc CHEMINOT 2.Eric PEROU Chevron B8 1968 TSRC16. Table with 7 columns: Lap, D, Time, Sector 1, Sector 2, Sector 3, Elapsed. Rows 1-6.

39 1.Pascal GAUDARD Chevrolet Corvette C3 1971 GTS22C. Table with 7 columns: Lap, D, Time, Sector 1, Sector 2, Sector 3, Elapsed. Rows 1-10.

40 1.Ralf HUBER Chevrolet Corvette C3 1972 GTS27C. Table with 7 columns: Lap, D, Time, Sector 1, Sector 2, Sector 3, Elapsed. Rows 1-2.

41 1.Mauro POPONCINI Lola T212 1971 TSRC22. Table with 7 columns: Lap, D, Time, Sector 1, Sector 2, Sector 3, Elapsed. Rows 1-6.

42 1.Ingo STROLZ 2.Thomas MATZELBERGER Lola T210 1970 TSRC22. Table with 7 columns: Lap, D, Time, Sector 1, Sector 2, Sector 3, Elapsed. Rows 1-9.

43 1.Jeff MOYES 2.Malcolm YOUNG Porsche 914/6 GT 1971 GTS21. Table with 7 columns: Lap, D, Time, Sector 1, Sector 2, Sector 3, Elapsed. Rows 1-7.

44 1.Jean-Pierre CASZALOT Chevron B16 1970 TSRC22. Table with 7 columns: Lap, D, Time, Sector 1, Sector 2, Sector 3, Elapsed. Rows 1-7.

45 1.James DOLAN 2.Charles DOLAN 3.Peter DOLAN 4.Brian DOLAN Ford GT40 Mk IV 1967 TSRC18B. Table with 7 columns: Lap, D, Time, Sector 1, Sector 2, Sector 3, Elapsed. Rows 1-9.

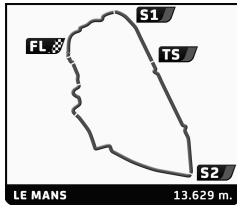
46 1.Gaby Von OPPENHEIM 2.Andreas MIDDENDORF Alpine A210 1966 TSRC15. Table with 7 columns: Lap, D, Time, Sector 1, Sector 2, Sector 3, Elapsed. Rows 1-5.

RICHARD MILLE





30-1/2/3 | 2022
JUNE-JULY



PLATEAU 5 - GRID 5
LE MANS CLASSIC 2022
RACE 1

Sector Analysis

Personal Best Session Best B Crossing the finish line in pit lane

Table with columns: Lap, D, Time, Sector 1, Sector 2, Sector 3, T. Spd, Elapsed. Rows 6-9.

Table with columns: Lap, D, Time, Sector 1, Sector 2, Sector 3, T. Spd, Elapsed. Rows 4-9.

Driver 47: Francisco SA-CARNEIRO, Antonio SIMOES, Joao CANNAS. Car: Chevron B16 1970. Table with lap data.

Driver 52: Greg CATON. Car: Lola T212 1971. Table with lap data.

Driver 48: Jean-Pierre PREVOT, Christian CHAMBORD. Car: Alpine A110 1300 S 1968. Table with lap data.

Driver 53: Hans HUGENHOLTZ, Emanuele PIRRO. Car: Ford GT40 1965. Table with lap data.

Driver 49: Alex MAC ALLISTER, Chris MAC ALLISTER. Car: Chevron B19 1971. Table with lap data.

Driver 55: Emmanuel BRIGAND. Car: Chevron B19 1971. Table with lap data.

Driver 50: Simon EVANS. Car: Ford Capri RS 2600 1972. Table with lap data.

Driver 56: Mario SALA, Massimo RONCONI, Silvio PERLINO. Car: Porsche 906 1966. Table with lap data.

Driver 51: Dean DESANTIS, David HINTON, Damon DESANTIS. Car: Lola T70 Mk.3B 1969. Table with lap data.

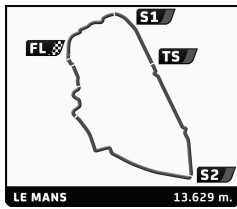
Driver 57: NELSON. Car: Chevron B19 1971. Table with lap data.

RICHARD MILLE





30-1/2/3 | 2022
JUNE-JULY



PLATEAU 5 - GRID 5
LE MANS CLASSIC 2022
RACE 1

Sector Analysis

Personal Best Session Best B Crossing the finish line in pit lane

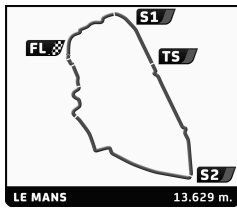
Table with columns: Lap, D, Time, Sector 1, Sector 2, Sector 3, T. Spd, Elapsed. Contains race results for drivers 58-68, including names, car models, and lap times.

RICHARD MILLE





30-1/2/3 | 2022
JUNE-JULY



PLATEAU 5 - GRID 5
LE MANS CLASSIC 2022
RACE 1

Sector Analysis

Personal Best Session Best B Crossing the finish line in pit lane

Table with 11 columns: Lap, D, Time, Sector 1, Sector 2, Sector 3, T. Spd, Elapsed. Rows 5-10.

70 1.Dener Jorge PIRES 3.Frederico DELLA NOCE Porsche 914/6 GT 1970 GTS21

Lap 1-8 data for driver 70.

71 1.Jürgen RUDOLPH Porsche 910 1967 TSRC16

Lap 1-9 data for driver 71.

72 1.François BOURDIN 2.Hervé TREMBLAYE Chevron B16 1971 TSRC22

Lap 1-9 data for driver 72.

73 1.Philippe SCÉMAMA 2.Michel SCÉMAMA Ford GT40 1968 TSRC18

Lap 1 data for driver 73.

74 1.Rolf SIGRIST 2.Davide MAZZOLENI Chevron B19 1971 TSRC22

Lap 1-7 data for driver 74.

75 1.Toni SEILER Lola T70 Mk.3B 1969 TSRC18B

Lap 1-10 data for driver 75.

76 1.Ted TUPPEN Chevron B16 1970 TSRC22

Lap 1-9 data for driver 76.

82 1.Clément EXCOFFIER 2.Eric EXCOFFIER Chevrolet Corvette C3 1969 GTS27C

Lap 1-9 data for driver 82.

