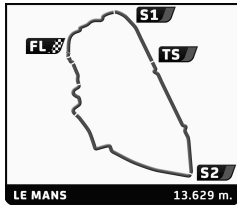




30-1/2/3 | 2022  
JUNE-JULY



PLATEAU 5 - GRID 5  
LE MANS CLASSIC 2022  
QUALIFYING - DAY PRACTICE

Sector Analysis

Personal Best Session Best B Crossing the finish line in pit lane

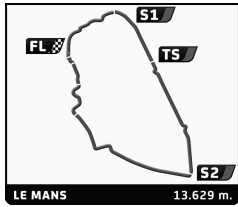
Table with columns: Lap, D, Time, Sector 1, Sector 2, Sector 3, T. Spd, Elapsed. Rows 1-14 showing driver names, car models, and lap times.

RICHARD MILLE





30-1/2/3 | 2022  
JUNE-JULY



PLATEAU 5 - GRID 5  
LE MANS CLASSIC 2022  
QUALIFYING - DAY PRACTICE

Sector Analysis

Personal Best Session Best B Crossing the finish line in pit lane

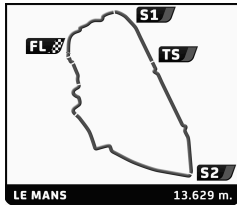
Table with columns: Lap, D, Time, Sector 1, Sector 2, Sector 3, T. Spd, Elapsed. Contains data for drivers 15-25 across multiple laps.

RICHARD MILLE





30-1/2/3 | 2022  
JUNE-JULY



PLATEAU 5 - GRID 5  
LE MANS CLASSIC 2022  
QUALIFYING - DAY PRACTICE

Sector Analysis

Personal Best Session Best B Crossing the finish line in pit lane

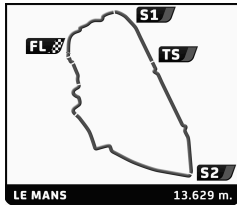
Table with columns: Lap, D, Time, Sector 1, Sector 2, Sector 3, T. Spd, Elapsed. Rows are grouped by driver number (26, 27, 29, 30, 31, 32, 33, 34, 35, 36, 37, 38, 39) and include driver names, car models, and lap times.

RICHARD MILLE





30-1/2/3 | 2022  
JUNE-JULY



PLATEAU 5 - GRID 5  
LE MANS CLASSIC 2022  
QUALIFYING - DAY PRACTICE

Sector Analysis

Personal Best Session Best B Crossing the finish line in pit lane

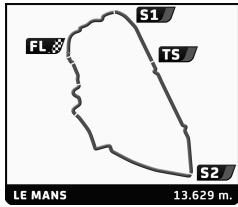
Table with columns: Lap, D, Time, Sector 1, Sector 2, Sector 3, T. Spd, Elapsed. Rows include driver names, car models, and lap times for various categories like 40, 41, 42, 43, 44, 45, 46, 47, 48, 49, 50, 51.

RICHARD MILLE





30-1/2/3 | 2022  
JUNE-JULY



PLATEAU 5 - GRID 5  
LE MANS CLASSIC 2022  
QUALIFYING - DAY PRACTICE

Sector Analysis

Personal Best Session Best B Crossing the finish line in pit lane

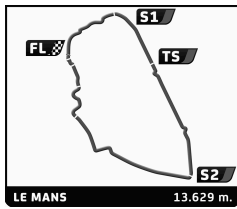
Table with columns: Lap, D, Time, Sector 1, Sector 2, Sector 3, T. Spd, Elapsed. Rows include driver names, car models, and lap times for drivers 52 through 66.

RICHARD MILLE





30-1/2/3 | 2022  
JUNE-JULY



PLATEAU 5 - GRID 5  
LE MANS CLASSIC 2022  
QUALIFYING - DAY PRACTICE

Sector Analysis

Personal Best Session Best B Crossing the finish line in pit lane

Table with 14 columns: Lap, D, Time, Sector 1, Sector 2, Sector 3, T. Spd, Elapsed. Rows 2-7 showing lap data for various drivers.

Driver 67: Maxime HERICAULT, Porsche 914/6 GT 1971. Lap 1-5 data.

Driver 68: John SHELDON, Chevron B16 1970. Lap 1-7 data.

Driver 69: MR JOHN OF B, Ford GT40 1965. Lap 1-4 data.

Driver 70: Dener Jorge PIRES, Porsche 914/6 GT 1970. Lap 1-5 data.

Driver 71: Jürgen RUDOLPH, Porsche 910 1967. Lap 1-6 data.

Driver 72: François BOURDIN, Chevron B16 1971. Lap 1-4 data.

Driver 74: Rolf SIGRIST, Chevron B19 1971. Lap 1-7 data.

Driver 75: Toni SEILER, Lola T70 Mk.3B 1969. Lap 1-6 data.

Driver 76: Ted TUPPEN, Chevron B16 1970. Lap 1-7 data.

Driver 82: Clément EXCOFFIER, Chevrolet Corvette C3 1969. Lap 1-7 data.

