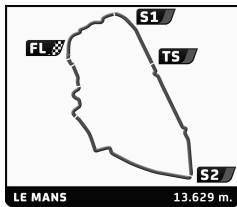




30-1/2/3 | 2022
JUNE-JULY



PLATEAU 4 - GRID 4
LE MANS CLASSIC 2022
RACE 3

Sector Analysis

Personal Best Session Best B Crossing the finish line in pit lane

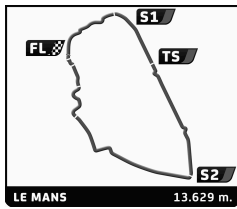
Table with columns: Lap D, Time, Sector 1, Sector 2, Sector 3, T. Spd, Elapsed. Rows 1-14 showing driver names, car models, and lap times.

RICHARD MILLE





30-1/2/3 | 2022
JUNE-JULY



PLATEAU 4 - GRID 4
LE MANS CLASSIC 2022
RACE 3

Sector Analysis

Personal Best Session Best B Crossing the finish line in pit lane

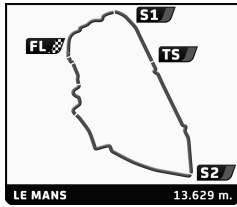
Table with columns: Lap, D, Time, Sector 1, Sector 2, Sector 3, T. Spd, Elapsed. Contains race data for drivers 15-26, including names, car models, and lap times.

RICHARD MILLE





30-1/2/3 | 2022
JUNE-JULY



PLATEAU 4 - GRID 4
LE MANS CLASSIC 2022
RACE 3

Sector Analysis

Personal Best Session Best B Crossing the finish line in pit lane

Table with 14 columns: Lap, D, Time, Sector 1, Sector 2, Sector 3, T. Spd, Elapsed. Rows 2-9 showing race data for various drivers.

Driver 27: 1. Pierre BESSE, 2. Guillaume GOUBLE, 3. Jérémy GARAMOND. Jaguar E-Type 3.8 1962. GTS12B. Lap 1-8 data.

Driver 28: 1. Serge COZZOLINO, 2. Laurent HUCHET. Jaguar E-Type 3.8 1963. GTS12B. Lap 1-9 data.

Driver 32: 1. Charles de VILLAU COURT. Shelby Cobra 289 1963. GTS12C. Lap 1 data.

Driver 34: 1. Alex VAN DER LOF, 2. Yelmer BUURMAN. Ferrari 250 LM 1965. GTP12A. Lap 1-9 data.

Driver 35: 1. Dominique GUENAT. Ford GT40 1965. GTP12B. Lap 1-5 data.

Driver 36: 1. Martin H. SUCARI, 2. Elliot SUCARI. Alfa Romeo Giulia TZ 1964. GTS10. Lap 1 data.

Driver 37: 1. Michael BOYLE. MG B 1965. GTS11. Lap 1-8 data.

Driver 38: 1. Frédéric JOUSSET. Shelby Cobra 289 1965. GTS12C. Lap 1-10 data.

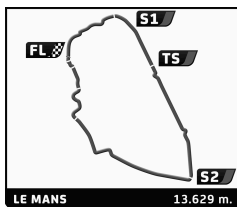
Driver 39: 1. Armand ADRIAANS. Shelby Mustang GT350 1965. GTS12C. Lap 1-9 data.

Driver 41: 1. Ralf HUBER. Shelby Cobra 289 1964. GTS12C. Lap 1-7 data.





30-1/2/3 | 2022
JUNE-JULY



PLATEAU 4 - GRID 4
LE MANS CLASSIC 2022
RACE 3

Sector Analysis

Personal Best Session Best B Crossing the finish line in pit lane

Table with 14 columns: Lap, D, Time, Sector 1, Sector 2, Sector 3, T. Spd, Elapsed. Rows 8 and 9.

42 Porsche 911 2.0L 1965
1. Stéphane GUYOT-SIONN 2. Baptiste GUYOT-SIONNES
GTS11
Table with 7 columns: Lap, D, Time, Sector 1, Sector 2, Sector 3, T. Spd, Elapsed. Rows 1-8.

49 Austin-Healey Sprite Prototype 1966
1. Julian ELLISON
GTP9
Table with 7 columns: Lap, D, Time, Sector 1, Sector 2, Sector 3, T. Spd, Elapsed. Rows 1-6.

43 Ford GT40 1965
1. Jean-François DECAUX
GTP12B
Table with 7 columns: Lap, D, Time, Sector 1, Sector 2, Sector 3, T. Spd, Elapsed. Rows 1-9.

50 Jaguar E-Type 3.8 1963
1. Luc-Pierre VERQUIN
GTS12B
Table with 7 columns: Lap, D, Time, Sector 1, Sector 2, Sector 3, T. Spd, Elapsed. Rows 1-9.

45 Alfa Romeo Giulia TZ 1963
1. Philippe GASO 2. Christian ODIN
GTS10
Table with 7 columns: Lap, D, Time, Sector 1, Sector 2, Sector 3, T. Spd, Elapsed. Rows 1-8.

52 Shelby Cobra 289 1965
1. Gregor FISKEN 2. Patrick BLAKENEY-EDWAR
GTS12C
Table with 7 columns: Lap, D, Time, Sector 1, Sector 2, Sector 3, T. Spd, Elapsed. Rows 1-10.

46 Alpine M64 1964
1. Mitch MCCULLOUGH
TSRC9
Table with 7 columns: Lap, D, Time, Sector 1, Sector 2, Sector 3, T. Spd, Elapsed. Rows 1-8.

53 Alfa Romeo Giulia TZ2 1965
1. Malte FROMM
GTS10
Table with 7 columns: Lap, D, Time, Sector 1, Sector 2, Sector 3, T. Spd, Elapsed. Rows 1-3.

47 Porsche 911 2.0L 1965
1. Francisco SA-CARNEIRO 3. Antonio SIMOES
2. Joao CANNAS
GTS11
Table with 7 columns: Lap, D, Time, Sector 1, Sector 2, Sector 3, T. Spd, Elapsed. Rows 1-5.

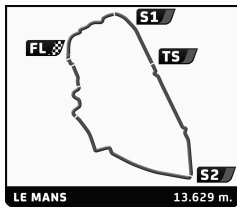
56 MG B 1965
1. Stéphane COLLAS
GTS11
Table with 7 columns: Lap, D, Time, Sector 1, Sector 2, Sector 3, T. Spd, Elapsed. Rows 1-8.

RICHARD MILLE





30-1/2/3 | 2022
JUNE-JULY



PLATEAU 4 - GRID 4
LE MANS CLASSIC 2022
RACE 3

Sector Analysis

Personal Best Session Best B Crossing the finish line in pit lane

Table with columns: Lap, D, Time, Sector 1, Sector 2, Sector 3, T. Spd, Elapsed. Rows include driver names, car models, and lap times for various drivers like Pascal DUHAMEL, Sébastien DEMOLE, etc.

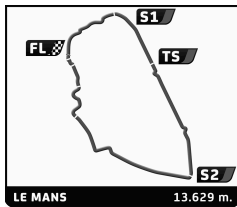
RICHARD MILLE





30-1/2/3 | 2022

JUNE-JULY



PLATEAU 4 - GRID 4

LE MANS CLASSIC 2022

RACE 3

Sector Analysis

■ Personal Best
 ■ Session Best
 ■ Crossing the finish line in pit lane

Lap	D	Time	Sector 1	Sector 2	Sector 3	T. Spd	Elapsed	Lap	D	Time	Sector 1	Sector 2	Sector 3	T. Spd	Elapsed
2	1	5:00.513	49.867	1:50.194	2:20.452	204.6	10:20.008								
3	1	5:59.879	51.387	2:48.895	2:19.597	85.9	16:19.887								
4	1	5:03.563 B	49.669	1:47.794	2:26.100	217.2	21:23.450								
5	1	6:26.658	2:18.719	1:48.183	2:19.756	206.9	27:50.108								
6	1	4:56.978	49.322	1:47.498	2:20.158	222.1	32:47.086								
7	1	4:58.105	49.762	1:48.839	2:19.504	203.8	37:45.191								
8	1	4:59.731	49.841	1:50.724	2:19.166	212.2	42:44.922								
9	1	4:57.474	49.409	1:47.724	2:20.341	215.5	47:42.396								

