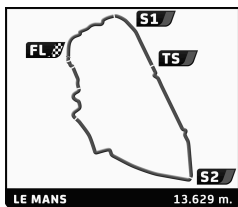




30-1/2/3 | 2022
JUNE-JULY



PLATEAU 4 - GRID 4
LE MANS CLASSIC 2022
RACE 1

Sector Analysis

Personal Best Session Best B Crossing the finish line in pit lane

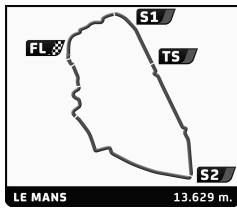
Table with columns: Lap, D, Time, Sector 1, Sector 2, Sector 3, T. Spd, Elapsed. Rows 1-14 showing driver names, car models, and lap times.

RICHARD MILLE





30-1/2/3 | 2022
JUNE-JULY



PLATEAU 4 - GRID 4
LE MANS CLASSIC 2022
RACE 1

Sector Analysis

Personal Best Session Best B Crossing the finish line in pit lane

Table with 11 columns: Lap, D, Time, Sector 1, Sector 2, Sector 3, T. Spd, Elapsed. Row 1: 1 1 6:00.660 B 1:04.626 2:10.652 2:45.382 163.8 6:00.660

Table for driver 15: 1.Christian BOURIEZ, Bizzarrini 5300 GT 1965 GTP12B. Row 1: 1 1 5:01.742 53.682 1:49.816 2:18.244 215.5 5:01.742

Table for driver 17: 1.Simon EVANS, Lotus Elan 26R 1965 GTS10. Row 1: 1 1 5:23.370 1:04.879 1:55.693 2:22.798 229.5 5:23.370

Table for driver 18: 1.Michael BIRCH, 2.Gareth BURNETT, Elva GT160 1964 GTP11. Row 1: 1 1 5:08.339 55.578 1:52.616 2:20.145 222.5 5:08.339

Table for driver 19: 1.Emile BREITMAYER, Ford GT40 1965 GTP12B. Row 1: 1 1 4:39.533 47.989 1:42.017 2:09.527 240.7 4:39.533

Table for driver 20: 1.James COTTINGHAM, 2.Harvey STANLEY, Shelby Cobra 289 1964 GTS12C. Row 1: 1 1 4:52.005 49.048 1:49.349 2:13.608 233.5 4:52.005

Table for driver 22: 1.Shaun LYNN, Ford GT40 1965 GTP12B. Row 1: 1 1 4:37.157 45.995 1:41.906 2:09.256 242.8 4:37.157

Table for driver 23: 1.Frédéric LEMOS, 2.Adriano NICODEMI, Jaguar E-Type 3.8 1964 GTS12B. Row 1: 1 1 5:22.640 1:00.604 1:56.544 2:25.492 205.4 5:22.640

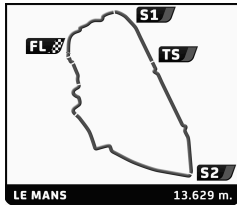
Table for driver 24: 1.Olivier BLANPAIN, 2.Vincent JANSENS, Porsche 904 Carrera GTS 1964 GTP11. Row 1: 1 1 5:52.390 1:09.966 2:07.618 2:34.806 206.2 5:52.390

Table for driver 25: 1.Chris MARSH, 2.Axel LIND, 3.Robert HAMILTON, Marcos 1800 1965 GTS16. Row 1: 1 1 6:47.225 1:31.119 2:16.190 2:59.916 168.4 6:47.225





30-1/2/3 | 2022
JUNE-JULY



PLATEAU 4 - GRID 4
LE MANS CLASSIC 2022
RACE 1

Sector Analysis

Personal Best Session Best B Crossing the finish line in pit lane

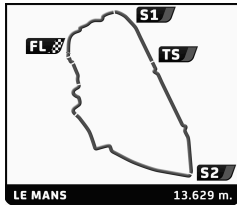
Table with columns: Lap, D, Time, Sector 1, Sector 2, Sector 3, T. Spd, Elapsed. Rows include driver names, car models, and lap-by-lap performance data for various drivers like Stéphane GUYOT-SIONN, Pierre BESSE, Serge COZZOLINO, etc.

RICHARD MILLE





30-1/2/3 | 2022
JUNE-JULY



PLATEAU 4 - GRID 4
LE MANS CLASSIC 2022
RACE 1

Sector Analysis

Personal Best Session Best B Crossing the finish line in pit lane

Table with 14 columns: Lap, D, Time, Sector 1, Sector 2, Sector 3, T. Spd, Elapsed. Rows 1-7 showing race data for various drivers.

38 1. Frédéric JOUSSET Shelby Cobra 289 1965 GTS12C

Table with 7 columns: Lap, D, Time, Sector 1, Sector 2, Sector 3, T. Spd, Elapsed. Rows 1-9 showing race data for Frédéric JOUSSET.

39 1. Armand ADRIAANS Shelby Mustang GT350 1965 GTS12C

Table with 7 columns: Lap, D, Time, Sector 1, Sector 2, Sector 3, T. Spd, Elapsed. Rows 1-8 showing race data for Armand ADRIAANS.

41 1. Ralf HUBER Shelby Cobra 289 1964 GTS12C

Table with 7 columns: Lap, D, Time, Sector 1, Sector 2, Sector 3, T. Spd, Elapsed. Rows 1-9 showing race data for Ralf HUBER.

42 1. Stéphane GUYOT-SIONNE 3. Baptiste GUYOT-SIONNES 2. Mathieu GUYOT-SIONNE Porsche 911 2.0L 1965 GTS11

Table with 7 columns: Lap, D, Time, Sector 1, Sector 2, Sector 3, T. Spd, Elapsed. Rows 1-7 showing race data for Stéphane GUYOT-SIONNE.

43 1. Jean-François DECAUX Ford GT40 1965 GTP12B

Table with 14 columns: Lap, D, Time, Sector 1, Sector 2, Sector 3, T. Spd, Elapsed. Rows 1-9 showing race data for Thomas de CHESSE and Etienne BRUET.

44 1. Thomas de CHESSE CD SP66 1966 TSRC9 2. Etienne BRUET

Table with 7 columns: Lap, D, Time, Sector 1, Sector 2, Sector 3, T. Spd, Elapsed. Rows 1-7 showing race data for Thomas de CHESSE.

45 1. Philippe GASO Alfa Romeo Giulia TZ 1963 GTS10 2. Christian ODIN

Table with 7 columns: Lap, D, Time, Sector 1, Sector 2, Sector 3, T. Spd, Elapsed. Rows 1-7 showing race data for Philippe GASO.

46 1. Mitch MCCULLOUGH Alpine M64 1964 TSRC9

Table with 7 columns: Lap, D, Time, Sector 1, Sector 2, Sector 3, T. Spd, Elapsed. Rows 1-2 showing race data for Mitch MCCULLOUGH.

47 1. Francisco SA-CARNEIRO 3. Antonio SIMOES 2. Joao CANNAS Porsche 911 2.0L 1965 GTS11

Table with 7 columns: Lap, D, Time, Sector 1, Sector 2, Sector 3, T. Spd, Elapsed. Rows 1-7 showing race data for Francisco SA-CARNEIRO.

48 1. Julien BRAYARD 3. Pierre AROSTEGUY 2. Philippe DUBRANA Marcos Mini GT 1966 TSRC15

Table with 7 columns: Lap, D, Time, Sector 1, Sector 2, Sector 3, T. Spd, Elapsed. Rows 1-6 showing race data for Julien BRAYARD.

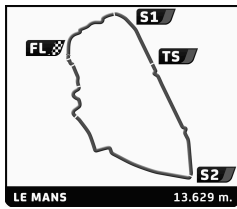
RICHARD MILLE





30-1/2/3 | 2022

JUNE-JULY



PLATEAU 4 - GRID 4

LE MANS CLASSIC 2022

RACE 1

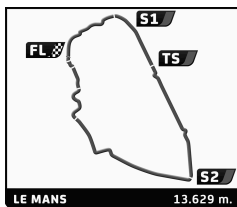
Sector Analysis

Personal Best Session Best B Crossing the finish line in pit lane

Lap	D	Time	Sector 1	Sector 2	Sector 3	T. Spd	Elapsed	Lap	D	Time	Sector 1	Sector 2	Sector 3	T. Spd	Elapsed
49 1. Julian ELLISON Austin-Healey Sprite Prototype 1966 GTP9															
1	1	7:10.549	1:34.295	2:36.474	2:59.780	148.9	7:10.549	4	1	6:08.905 B	55.545	2:18.997	2:54.363	197.2	24:59.280
2	1	6:17.291	59.110	2:24.592	2:53.589	168.4	13:27.840	5	1	7:29.311	2:25.242	2:21.013	2:43.056	191.7	32:28.591
3	1	6:23.738	59.756	2:24.026	2:59.956	174.5	19:51.578	6	1	6:01.995	58.051	2:18.357	2:45.587	194.8	38:30.586
4	1	6:29.832 B	1:00.711	2:24.519	3:04.602	168.6	26:21.410	7	1	5:57.986	55.905	2:17.801	2:44.280	194.4	44:28.572
50 1. Luc-Pierre VERQUIN Jaguar E-Type 3.8 1963 GTS12B															
1	1	5:26.025	1:02.265	1:57.398	2:26.362	215.5	5:26.025	4	1	5:30.178 B	52.142	2:01.977	2:36.059	205.4	22:49.203
2	1	5:14.284	49.730	1:55.236	2:29.318	218.1	10:40.309	5	1	7:17.670	2:39.785	2:00.920	2:36.965	211.7	30:06.873
3	1	5:11.164	49.645	1:55.910	2:25.609	218.1	15:51.473	6	1	5:21.861	52.274	2:01.358	2:28.229	208.5	35:28.734
4	1	5:17.248 B	49.744	1:55.578	2:31.926	227.6	21:08.721	7	1	5:42.983	1:08.942	2:02.433	2:31.608	208.5	41:11.717
5	1	6:31.847	2:08.396	1:56.127	2:27.324	224.4	27:40.568	8	1	5:28.393	51.972	2:05.528	2:30.893	210.1	46:40.110
6	1	5:09.727	49.915	1:55.658	2:24.154	226.2	32:50.295								
7	1	5:11.291	50.331	1:56.810	2:24.150	227.2	38:01.586								
8	1	5:08.482	48.957	1:55.079	2:24.446	222.5	43:10.068								
9	1	5:09.115	49.367	1:54.981	2:24.767	217.6	48:19.183								
51 1. Pascal RAPALLINO Jaguar E-Type 3.8 1963 GTS12B															
1	1	6:00.866	1:15.816	2:08.540	2:36.510	189.0	6:00.866	4	1	5:10.409 B	48.344	1:51.867	2:30.198	225.3	15:27.171
2	1	5:30.952	52.629	2:04.252	2:34.071	194.4	11:31.818	5	1	6:19.045	2:08.411	1:51.047	2:19.587	248.3	21:46.216
3	1	5:44.772	1:02.660	2:06.019	2:36.093	176.5	17:16.590	6	1	4:58.549	48.914	1:50.513	2:19.122	232.5	26:44.765
4	1	5:37.832 B	53.692	2:03.216	2:40.924	187.4	22:54.422	7	1	5:00.575	48.110	1:50.283	2:22.182	222.1	36:41.967
52 1. Gregor FISKEN Shelby Cobra 289 1965 GTS12C															
1	1	5:04.986	52.989	1:51.949	2:20.048	207.3	5:04.986	4	1	5:02.596	48.180	1:51.235	2:23.181	211.3	20:06.491
2	1	5:01.021	48.576	1:51.827	2:20.618	188.4	10:06.007	5	1	5:05.110 B	48.077	1:51.589	2:25.444	221.6	25:11.601
3	1	4:57.888	48.425	1:50.971	2:18.492	213.8	15:03.895	6	1	6:28.369	2:18.719	1:51.015	2:18.635	209.3	31:39.970
4	1	5:02.596	48.180	1:51.235	2:23.181	211.3	20:06.491	7	1	4:57.147	48.241	1:50.847	2:18.059	232.0	36:37.117
5	1	5:05.110 B	48.077	1:51.589	2:25.444	221.6	25:11.601	8	1	4:57.940	47.712	1:49.941	2:20.287	215.5	41:35.057
6	1	6:28.369	2:18.719	1:51.015	2:18.635	209.3	31:39.970	9	1	4:58.243	48.946	1:51.221	2:18.076	229.1	46:33.300
7	1	4:57.147	48.241	1:50.847	2:18.059	232.0	36:37.117								
8	1	4:57.940	47.712	1:49.941	2:20.287	215.5	41:35.057								
9	1	4:58.243	48.946	1:51.221	2:18.076	229.1	46:33.300								
53 1. Malte FROMM Alfa Romeo Giulia T22 1965 GTS10															
1	1	6:03.562	1:17.064	2:12.813	2:33.685	166.0	6:03.562	4	1	5:24.765	50.631	2:03.111	2:31.023	198.7	22:25.361
2	1	5:30.708	51.720	2:04.049	2:34.939	193.7	11:34.270	5	1	5:43.352 B	51.118	2:03.661	2:48.573	194.1	28:08.713
3	1	5:26.326	51.331	2:04.426	2:30.569	187.4	17:00.596	6	1	6:51.558	2:06.822	2:04.116	2:40.620	196.9	35:00.271
4	1	5:24.765	50.631	2:03.111	2:31.023	198.7	22:25.361	7	1	5:46.669	1:08.689	2:05.073	2:32.907	191.7	40:46.940
5	1	5:43.352 B	51.118	2:03.661	2:48.573	194.1	28:08.713	8	1	5:30.662	54.045	2:05.929	2:30.688	199.4	46:17.602
6	1	6:51.558	2:06.822	2:04.116	2:40.620	196.9	35:00.271								
7	1	5:46.669	1:08.689	2:05.073	2:32.907	191.7	40:46.940								
8	1	5:30.662	54.045	2:05.929	2:30.688	199.4	46:17.602								
54 1. Stéphane COLLAS MG B 1965 GTS11															
1	1	6:48.230	1:32.534	2:23.551	2:52.145	147.8	6:48.230	4	1	4:54.967	50.921	1:48.326	2:15.720	235.0	4:54.967
2	1	6:01.679	56.059	2:19.692	2:45.928	195.8	12:49.909	5	1	4:54.626	47.324	1:50.419	2:16.883	229.1	9:49.593
3	1	6:00.466	56.123	2:18.478	2:45.865	195.5	18:50.375	6	1	4:53.168	47.642	1:48.229	2:17.297	229.1	14:42.761
55 1. Vincent NEURRISSE Shelby Cobra Daytona Coupe 1962 GTS12C															
1	1	4:54.967	50.921	1:48.326	2:15.720	235.0	4:54.967	4	1	5:55.494	1:18.034	2:06.899	2:30.561	169.7	5:55.494
2	1	4:54.626	47.324	1:50.419	2:16.883	229.1	9:49.593	5	1	5:27.591	52.294	2:02.748	2:32.549	218.5	11:23.085
3	1	4:53.168	47.642	1:48.229	2:17.297	229.1	14:42.761	6	1	5:30.548 B	51.523	2:01.651	2:37.374	232.0	16:53.633
								7	1	8:36.353	3:38.578	2:13.367	2:44.408	190.7	25:29.986
								8	1	6:01.524	57.031	2:18.837	2:45.656	203.5	31:31.510
								9	1	5:49.593	55.563	2:09.910	2:44.120	202.7	37:21.103
								10	1	5:50.347	54.183	2:09.374	2:46.790	205.8	43:11.450
								11	1	5:46.641	54.610	2:10.650	2:41.381	187.1	48:58.091
56 1. Jose Ruben ZANCHETTA Porsche 911 2.0L 1965 GTS11															
1	1	5:55.494	1:18.034	2:06.899	2:30.561	169.7	5:55.494	4	1	5:39.949	52.194	2:10.173	2:37.582	166.3	12:00.521
2	1	5:27.591	52.294	2:02.748	2:32.549	218.5	11:23.085	5	1	5:11.049 B	52.307	2:09.379	2:39.363	192.4	17:41.570
3	1	5:30.548 B	51.523	2:01.651	2:37.374	232.0	16:53.633	6	1	7:13.407	2:36.512	2:04.791	2:32.104	199.0	24:54.977
4	1	8:36.353	3:38.578	2:13.367	2:44.408	190.7	25:29.986	7	1	5:30.380	51.279	2:06.525	2:32.576	161.4	30:25.357
5	1	6:01.524	57.031	2:18.837	2:45.656	203.5	31:31.510	8	1	5:26.841	51.070	2:02.901	2:32.870	195.8	35:52.198
6	1	5:49.593	55.563	2:09.910	2:44.120	202.7	37:21.103	9	1	5:47.005	1:09.906	2:02.852	2:34.247	200.8	41:39.203
7	1	5:50.347	54.183	2:09.374	2:46.790	205.8	43:11.450	10	1	5:29.132	52.482	2:00.503	2:36.147	208.5	47:08.335
8	1	5:46.641	54.610	2:10.650	2:41.381	187.1	48:58.091								
57 1. Pascal DUHAMEL Lotus Elan 26R 1964 GTS10															
1	1	6:10.344	1:30.054	2:04.103	2:36.187	197.6	6:10.344	4	1	6:08.905 B	55.545	2:18.997	2:54.363	197.2	24:59.280
2	1	5:26.287	52.570	2:01.720	2:31.997	201.2	11:36.631	5	1	7:29.311	2:25.242	2:21.013	2:43.056	191.7	32:28.591
3	1	5:42.394	51.113	2:21.191	2:30.090	206.2	17:19.025	6	1	6:01.995	58.051	2:18.357	2:45.587	194.8	38:30.586
4	1	5:30.178 B	52.142	2:01.977	2:36.059	205.4	22:49.203	7	1	5:57.986	55.905	2:17.801	2:44.280	194.4	44:28.572
5	1	7:17.670	2:39.785	2:00.920	2:36.965	211.7	30:06.873								
6	1	5:21.861	52.274	2:01.358	2:28.229	208.5	35:28.734								
7	1	5:42.983	1:08.942	2:02.433	2:31.608	208.5	41:11.717								
8	1	5:28.393	51.972	2:05.528	2:30.893	210.1	46:40.110								
58 1. Sébastien DEMOLE Shelby Cobra 289 1965 GTS12C															
1	1	5:14.881	1:01.158	1:53.409	2:20.314	210.9	5:								



30-1/2/3 | 2022
JUNE-JULY



PLATEAU 4 - GRID 4
LE MANS CLASSIC 2022
RACE 1

Sector Analysis

Personal Best Session Best B Crossing the finish line in pit lane

Table with 14 columns: Lap, D, Time, Sector 1, Sector 2, Sector 3, T. Spd, Elapsed. Rows 4-7.

Driver 62: 1.Christophe DELACHAUX, 2.Josselin PETER. Jaguar E-Type 3.8 1964. GTS12B. Lap times table.

Driver 68: 1.Alex MONTGOMERY, 2.Nick SLEEP. Lotus Elan 26R 1963. GTS10. Lap times table.

Driver 63: 1.Alexis de BEAUMONT. Jaguar E-Type 3.8 1965. GTS12B. Lap times table.

Driver 70: 1.James TURNER, 2.Tim HARVEY. Porsche 911 2.0L 1965. GTS11. Lap times table.

Driver 64: 1.James FARLEY. Ford GT40 1965. GTP12B. Lap times table.

Driver 71: 1.Thorkild STAMP, 2.Michael HOLDEN, 3.Jose MONROY. Porsche 904 Carrera GTS 1964. GTP11. Lap times table.

Driver 65: 1.Grégory CARINI, 2.Christophe GASCO, 3.Julien TROUSSE. Marcos Mini GT 1966. TSRC15. Lap times table.

Driver 72: 1.Hubert BOURDIN, 2.Charles BOURDIN. Lotus Elan 26R 1964. GTS10. Lap times table.

Driver 67: 1.David CLARK, 2.Pierre FILLON. Porsche 904 Carrera GTS 1965. GTP11. Lap times table.

Driver 73: 1.Michel LECOURT, 2.Raymond NARAC. Shelby Cobra Daytona Coupe 1964. GTS12C. Lap times table.

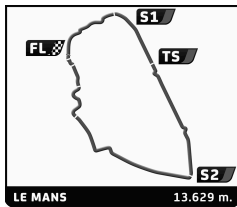
RICHARD MILLE





30-1/2/3 | 2022

JUNE-JULY



PLATEAU 4 - GRID 4

LE MANS CLASSIC 2022

RACE 1

Sector Analysis

■ Personal Best ■ Session Best B Crossing the finish line in pit lane

Lap	D	Time	Sector 1	Sector 2	Sector 3	T. Spd	Elapsed	Lap	D	Time	Sector 1	Sector 2	Sector 3	T. Spd	Elapsed
4	1	4:58.907	46.778	1:48.121	2:24.008	228.1	19:37.311								
5	1	5:00.805 B	48.686	1:48.993	2:23.126	215.1	24:38.116								
6	1	6:05.820	2:08.748	1:46.093	2:10.979	238.0	30:43.936								
7	1	4:45.213	45.338	1:45.860	2:14.015	217.2	35:29.149								
8	1	5:02.810	1:05.786	1:45.388	2:11.636	240.7	40:31.959								
9	1	4:41.758	45.117	1:45.547	2:11.094	235.0	45:13.717								

76 1. Laurent DESPLACES Shelby Mustang GT350 1965 GTS12C

1	1	5:44.056	1:13.349	2:02.520	2:28.187	180.9	5:44.056
2	1	5:19.215	51.569	1:58.201	2:29.445	215.5	11:03.271
3	1	5:23.261 B	50.510	1:57.180	2:35.571	216.4	16:26.532
4	1	7:21.525	2:46.438	2:02.791	2:32.296	206.5	23:48.057
5	1	5:21.722	51.321	1:58.796	2:31.605	208.1	29:09.779
6	1	5:27.445	52.892	1:59.782	2:34.771	208.1	34:37.224
7	1	5:40.278	1:09.217	1:59.400	2:31.661	220.7	40:17.502
8	1	5:23.412	52.409	1:59.090	2:31.913	213.0	45:40.914

77 1. David DANGLARD Porsche 911 2,0L 1965 GTS11

1	1	5:53.843	1:17.378	2:07.084	2:29.381	186.1	5:53.843
2	1	5:26.909	52.541	2:02.271	2:32.097	219.0	11:20.752
3	1	5:21.129	51.674	2:01.026	2:28.429	220.3	16:41.881
4	1	5:27.759 B	51.534	2:01.967	2:34.258	225.3	22:09.640
5	1	6:48.642	2:17.830	2:02.684	2:28.128	219.8	28:58.282
6	1	5:28.001	51.137	2:01.854	2:35.010	221.2	34:26.283
7	1	5:41.836	1:11.479	2:01.788	2:28.569	222.1	40:08.119
8	1	5:20.263	51.194	2:01.482	2:27.587	226.2	45:28.382

78 1. Maurizio BIANCO Jaguar E-Type 3.8 1965 GTS12B

1	1	5:02.973	52.216	1:49.692	2:21.065	221.6	5:02.973
2	1	4:57.235	48.364	1:50.582	2:18.289	200.8	10:00.208
3	1	4:54.422	47.529	1:49.515	2:17.378	226.7	14:54.630
4	1	5:13.433 B	47.679	1:49.524	2:36.230	205.4	20:08.063
5	1	6:28.904	2:22.270	1:49.011	2:17.623	219.0	26:36.967
6	1	4:54.600	46.989	1:50.243	2:17.368	229.1	31:31.567
7	1	4:56.608	48.092	1:50.248	2:18.268	224.4	36:28.175
8	1	4:55.281	49.412	1:48.956	2:16.913	220.7	41:23.456
9	1	4:57.375	49.649	1:49.651	2:18.075	209.7	46:20.831

79 1. Guy ZISER 2. Oli WEBB Porsche 911 2,0L 1965 GTS11

1	1	5:56.972	1:18.537	2:08.279	2:30.156	177.1	5:56.972
2	1	5:27.990	52.247	2:03.040	2:32.703	214.7	11:24.962
3	1	5:46.954 B	52.221	2:17.979	2:36.754	215.1	17:11.916
4	1	6:56.775	2:29.524	2:00.499	2:26.752	223.4	24:08.691
5	1	5:15.079	49.689	1:59.458	2:25.932	226.2	29:23.770
6	1	5:20.809	50.001	1:59.475	2:31.333	225.7	34:44.579
7	1	5:34.437	1:09.619	1:59.998	2:24.820	222.5	40:19.016
8	1	5:11.890	49.912	1:59.090	2:22.888	225.3	45:30.906

