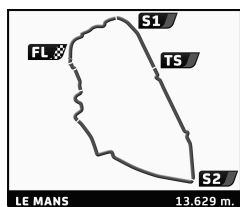




30-1/2/3 | 2022
JUNE-JULY



PLATEAU 4 - GRID 4 LE MANS CLASSIC 2022 FREE PRACTICE - NIGHT PRACTICE

Sector Analysis

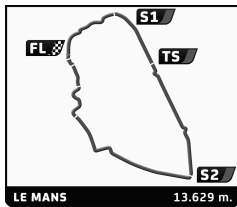
Personal Best Session Best B Crossing the finish line in pit lane

Lap	D	Time	Sector 1	Sector 2	Sector 3	T. Spd	Elapsed	Lap	D	Time	Sector 1	Sector 2	Sector 3	T. Spd	Elapsed
1 1.Damien KOHLER Shelby Cobra 289 1965 GTS12C								3	1	4:51.523	44.873	1:47.943	2:18.707	179.1	17:20.392
								4	1	4:50.215	46.019	1:45.595	2:18.601	196.2	22:10.607
								5	1	4:48.102	44.679	1:44.263	2:19.160	199.7	26:58.709
2 1.Stéphane GUTZWILLER Lotus Elan 26R 1964 GTS10								Alfa Romeo Giulia TZ 1965 GTS10							
								1	1	6:07.052	1:00.164	2:19.844	2:47.044	190.3	7:04.628
								2	1	5:56.319	55.762	2:16.956	2:43.601	186.8	13:00.947
								3	1	5:51.674	54.635	2:13.104	2:43.935	208.1	18:52.621
								4	1	6:01.610 B	54.280	2:13.532	2:53.798	208.5	24:54.231
3 1.Jean-Luc PAPAUX Alfa Romeo Giulia TZ 1965 GTS10								Porsche 904/6 Carrera GTS 1965 GTP11							
								1	1	5:52.026	1:00.462	2:09.934	2:41.630	202.7	7:41.510
								2	1	5:41.727	55.231	2:06.777	2:39.719	211.7	13:23.237
								3	1	5:39.478	54.408	2:09.381	2:35.689	223.0	19:02.715
								4	1	5:45.664 B	51.724	2:07.838	2:46.102	220.7	24:48.379
4 1.Lucien-Charles NICOLET Jaguar E-Type 3.8 1962 GTS12B								MG B 1964 GTS11							
								1	1	6:57.364	1:08.699	2:37.708	3:10.957	145.7	9:31.734
5 1.Sébastien BERCHON Jaguar E-Type 3.8 1963 GTS12B								Lotus Elan 26R 1965 GTS10							
								1	1	6:46.346	1:05.313	2:30.049	3:10.984	168.4	8:12.252
								2	1	6:35.140 B	1:00.465	2:19.456	3:15.219	154.5	14:47.392
								3	1	7:32.910	3:09.673	1:58.975	2:24.262	225.7	22:20.302
								4	1	5:06.794	48.449	1:54.244	2:24.101	227.6	27:27.096
6 1.Nicky PASTORELLI Ferrari 250 GTO 1964 GTS12								Porsche 904/6 Carrera GTS 1965 GTP11							
								1	1	5:58.717	1:06.716	2:13.908	2:38.093	172.1	7:42.229
								2	1	5:26.007	52.733	1:58.736	2:34.538	246.1	13:08.236
								3	1	5:27.267	51.789	2:00.316	2:35.162	231.0	18:35.503
								4	1	5:33.301 B	52.249	1:58.758	2:42.294	210.5	24:08.804
7 1.Ludovic CARON Shelby Cobra 289 1963 GTS12C								Bizzarrini 5300 GT 1965 GTP12B							
								1	1	5:07.193	55.124	1:50.957	2:21.112	210.1	5:50.001
								2	1	4:57.329	47.931	1:49.656	2:19.742	200.1	10:47.330
								3	1	4:59.997	47.602	1:49.285	2:23.110	203.1	15:47.327
								4	1	5:10.166 B	47.672	1:50.166	2:32.328	222.5	20:57.493
								5	1	6:29.216	2:19.474	1:48.100	2:21.642	223.9	27:26.709
8 1.Diogo FERRAO Ford GT40 1965 GTP12								Lotus Elan 26R 1965 GTS10							
								1	1	5:49.806	1:03.563	2:06.342	2:39.901	194.4	7:37.560
								2	1	5:21.993	52.613	1:59.720	2:29.660	223.4	12:59.553
								3	1	5:27.072	51.034	1:59.872	2:36.166	202.0	18:26.625
								4	1	5:13.688	50.424	1:57.444	2:25.820	222.5	23:40.313
								5	1	5:14.922	50.044	1:57.196	2:27.682	219.0	28:55.235
9 1.Claudio SCALISE Alfa Romeo Giulia TZ 1965 GTS10								Ford GT40 1965 GTP12B							
								1	1	5:15.228	51.977	1:58.272	2:31.279	166.3	7:35.370
								2	1	4:53.499	47.449	1:50.109	2:15.941	154.1	12:28.869
								19	1	Emile BREITTMAYER					





30-1/2/3 | 2022
JUNE-JULY



PLATEAU 4 - GRID 4
LE MANS CLASSIC 2022
FREE PRACTICE - NIGHT PRACTICE

Sector Analysis

Personal Best Session Best B Crossing the finish line in pit lane

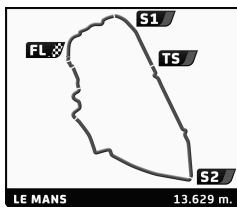
Table with columns: Lap, D, Time, Sector 1, Sector 2, Sector 3, T. Spd, Elapsed. Rows include driver names, car models, and lap times for various drivers like James COTTINGHAM, Rui MACEDO SILVA, etc.

RICHARD MILLE





30-1/2/3 | 2022
JUNE-JULY



PLATEAU 4 - GRID 4
LE MANS CLASSIC 2022
FREE PRACTICE - NIGHT PRACTICE

Sector Analysis

Personal Best Session Best B Crossing the finish line in pit lane

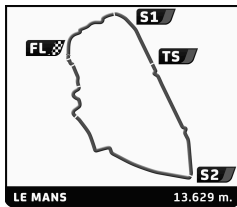
Table with columns: Lap D, Time, Sector 1, Sector 2, Sector 3, T. Spd, Elapsed. Rows include driver names, car models, and lap times for various categories like 38, 39, 40, 41, 42, 43, 44, 45, 46, 47, 48, 49, 50, 51, 52.

RICHARD MILLE





30-1/2/3 | 2022
JUNE-JULY



PLATEAU 4 - GRID 4
LE MANS CLASSIC 2022
FREE PRACTICE - NIGHT PRACTICE

Sector Analysis

Personal Best Session Best B Crossing the finish line in pit lane

Table with columns: Lap, D, Time, Sector 1, Sector 2, Sector 3, T. Spd, Elapsed. Rows include driver names, car models, and lap times for drivers 53 through 69.

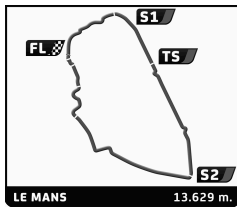
RICHARD MILLE





30-1/2/3 | 2022

JUNE-JULY



PLATEAU 4 - GRID 4

LE MANS CLASSIC 2022

FREE PRACTICE - NIGHT PRACTICE

Sector Analysis

Personal Best Session Best B Crossing the finish line in pit lane

Lap	D	Time	Sector 1	Sector 2	Sector 3	T. Spd	Elapsed	Lap	D	Time	Sector 1	Sector 2	Sector 3	T. Spd	Elapsed
70 Porsche 911 2,0L 1965 GTS11															
1. James TURNER															
2. Tim HARVEY															
1	1	5:33.937	54.506	2:05.814	2:33.617	183.6	7:01.062	1	1	5:42.965	57.091	2:08.950	2:36.924	176.2	6:13.445
2	1	5:36.547 B	52.452	2:03.420	2:40.675	205.4	12:37.609	2	1	5:33.600	53.022	2:04.960	2:35.618	213.0	11:47.045
3	1	7:52.139	3:15.454	2:03.274	2:33.411	203.8	20:29.748	3	1	5:43.732	55.319	2:04.205	2:44.208	213.0	17:30.777
4	1	5:27.428	51.690	2:03.936	2:31.802	219.8	25:57.176	4	1	5:35.567	53.867	2:06.415	2:35.285	206.9	23:06.344
5 1 5:34.495 53.558 2:05.277 2:35.660 209.7 28:40.839															
71 Porsche 904 Carrera GTS 1964 GTP11															
1. Thorkild STAMP															
2. Michael HOLDEN															
3. Jose MONROY															
1	1	5:48.388	55.937	2:10.053	2:42.398	168.4	6:39.166	1	1	5:15.897	53.950	1:55.666	2:26.281	205.8	6:49.698
2	1	5:36.374	52.829	2:06.350	2:37.195	218.1	12:15.540	2	1	5:16.203	48.870	2:01.111	2:26.222	207.7	12:05.901
3	1	5:38.538	54.099	2:07.950	2:36.489	171.8	17:54.078	3	1	5:16.001	49.893	1:57.850	2:28.258	227.2	17:21.902
4	1	5:46.076 B	52.160	2:04.542	2:49.374	207.3	23:40.154	4	1	5:09.428	48.984	1:56.367	2:24.077	205.0	22:31.330
5 1 5:31.055 B 48.825 1:54.183 2:48.047 202.7 28:02.385															
72 Lotus Elan 26R 1964 GTS10															
1. Hubert BOURDIN															
2. Charles BOURDIN															
1	1	5:40.360	58.020	2:10.106	2:32.234	170.2	6:28.280	1	1	5:29.953	57.956	1:59.812	2:32.185	194.1	5:58.243
2	1	5:26.141	51.849	2:03.077	2:31.215	206.9	11:54.421	2	1	5:56.198 B	51.363	1:55.607	3:09.228	205.8	11:54.441
3	1	5:39.883 B	51.085	1:59.906	2:48.892	209.3	17:34.304								
4	1	7:47.392	2:56.922	2:06.537	2:43.933	205.4	25:21.696								
73 Shelby Cobra Daytona Coupe 1964 GTS12C															
1. Michel LECOURT															
2. Raymond NARAC															
1	1	5:26.011	59.174	2:00.289	2:26.548	213.8	7:18.689								
2	1	4:57.967	49.490	1:49.706	2:18.771	198.7	12:16.656								
3	1	5:19.799 B	49.222	1:50.997	2:39.580	187.4	17:36.455								
4	1	6:49.379	2:48.460	1:47.399	2:13.520	234.5	24:25.834								
5	1	4:46.049	45.978	1:45.655	2:14.416	241.7	29:11.883								
76 Shelby Mustang GT350 1965 GTS12C															
1. Laurent DESPLACES															
1	1	6:10.261	1:06.609	2:18.180	2:45.472	152.2	9:05.027								
2	1	5:40.318	54.394	2:08.008	2:37.916	175.9	14:45.345								
3	1	5:50.832 B	54.232	2:02.950	2:53.650	204.6	20:36.177								
4	1	8:04.294	3:15.899	2:06.561	2:41.834	177.1	28:40.471								
77 Porsche 911 2,0L 1965 GTS11															
1. David DANGLARD															
1	1	5:40.918	56.710	2:08.670	2:35.538	186.5	6:10.997								
2	1	5:32.465	52.588	2:05.613	2:34.264	213.8	11:43.462								
3	1	5:30.826	52.433	2:03.999	2:34.394	218.1	17:14.288								
4	1	5:32.258	52.797	2:04.492	2:34.969	217.2	22:46.546								
5	1	5:30.886	52.600	2:03.728	2:34.558	218.5	28:17.432								
78 Jaguar E-Type 3.8 1965 GTS12B															
1. Maurizio BIANCO															
1	1	5:39.597	57.094	2:03.000	2:39.503	176.5	7:15.647								
2	1	5:08.121	51.539	1:52.997	2:23.585	213.4	12:23.768								
3	1	5:08.862	49.061	1:54.656	2:25.145	180.3	17:32.630								
4	1	5:04.118	49.096	1:52.447	2:22.575	211.7	22:36.748								
5	1	5:15.518	48.183	1:50.679	2:36.656	235.5	27:52.266								

