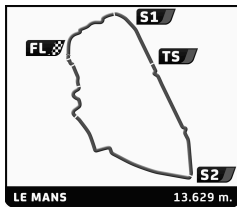




30-1/2/3 | 2022 JUNE-JULY



PLATEAU 4 - GRID 4 LE MANS CLASSIC 2022 QUALIFYING - DAY PRACTICE

Sector Analysis

Personal Best Session Best B Crossing the finish line in pit lane

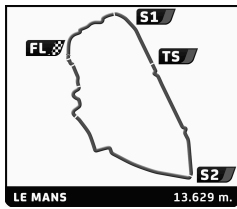
Lap	D	Time	Sector 1	Sector 2	Sector 3	T. Spd	Elapsed	Lap	D	Time	Sector 1	Sector 2	Sector 3	T. Spd	Elapsed
1. Damien KOHLER Shelby Cobra 289 1965 GTS12C								8	1	4:58.356	47.667	1:51.271	2:19.418	207.3	46:55.866
								9	1	6:02.841 B	48.497	2:19.600	2:54.744	160.0	52:58.707
1	1	5:26.401	52.433	1:58.519	2:35.449	198.7	7:54.675	2	1	5:10.819	49.403	1:56.555	2:24.861	153.5	13:05.494
3	1	4:59.099	48.707	1:49.876	2:20.516	212.2	18:04.593	4	1	4:54.602	47.750	1:49.927	2:16.925	215.1	22:59.195
5	1	5:21.394 B	50.088	1:49.554	2:41.752	235.5	28:20.589	6	1	7:45.954	3:06.387	2:22.386	2:17.181	203.5	36:06.543
7	1	5:01.272	47.985	1:50.617	2:22.670	213.8	41:07.815	8	1	4:55.378	46.818	1:49.533	2:19.027	238.6	46:03.193
9	1	4:55.819	47.204	1:48.522	2:20.093	250.6	50:59.012								
2. Stéphane GUTZWILLER Lotus Elan 26R 1964 GTS10								6. Nicky PASTORELLI Ferrari 250 GTO 1964 GTS12							
1	1	5:30.746	56.541	2:02.547	2:31.658	215.9	6:28.214	1	1	5:05.916	52.707	1:53.851	2:19.358	225.3	6:00.546
2	1	5:11.221	49.029	1:56.783	2:25.409	238.0	11:39.435	2	1	4:54.787	47.546	1:48.352	2:18.889	242.3	10:55.333
3	1	5:39.013 B	48.321	1:54.456	2:56.236	238.6	17:18.448	3	1	5:11.112 B	47.456	1:46.755	2:36.901	246.6	16:06.445
4	1	7:37.309	3:19.108	1:54.582	2:23.619	235.0	24:55.757	4	1	6:14.292	2:08.770	1:47.744	2:17.778	239.6	22:20.737
5	1	5:19.318 B	48.768	1:57.637	2:32.913	192.4	30:15.075	5	1	4:45.917	46.028	1:46.909	2:12.980	246.1	27:06.654
6	1	7:21.635	2:41.397	2:05.126	2:35.112	218.1	37:36.710	6	1	6:01.593	47.724	2:57.520	2:16.349	79.3	33:08.247
7	1	5:23.610	51.445	2:00.312	2:31.853	226.7	43:00.320	7	1	4:45.654	45.917	1:46.882	2:12.855	253.5	37:53.901
8	1	5:16.447	50.018	1:58.537	2:27.892	228.6	48:16.767	8	1	4:57.965 B	45.898	1:47.836	2:24.231	265.8	42:51.866
9	1	5:21.581	50.052	2:01.941	2:29.588	230.0	53:38.348	9	1	6:56.097	2:47.115	1:54.740	2:14.242	260.1	49:47.963
								10	1	5:00.429	45.330	1:55.113	2:19.986	219.4	54:48.392
3. Jean-Luc PAPAUX Alfa Romeo Giulia TZ 1965 GTS10								7. Ludovic CARON Shelby Cobra 289 1963 GTS12C							
1	1	6:45.454	1:11.944	2:32.699	3:00.811	140.1	8:09.578	1	1	5:36.176 B	58.957	2:04.385	2:32.834	162.6	7:03.927
2	1	6:19.035	1:00.661	2:24.960	2:53.414	179.4	14:28.613	2	1	6:44.713	2:30.183	1:51.924	2:22.606	196.5	13:48.640
3	1	6:25.723 B	1:02.080	2:15.846	3:07.797	182.4	20:54.336	3	1	4:49.101	46.692	1:47.203	2:15.206	217.6	18:37.741
4	1	14:38.793	2:59.302	8:50.763	2:48.728	90.8	35:33.129	4	1	4:47.789	46.728	1:45.576	2:15.485	243.9	23:25.530
5	1	5:48.070	54.813	2:10.423	2:42.834	186.5	41:21.199	5	1	4:59.679	46.674	1:56.873	2:16.132	146.7	28:25.209
6	1	5:39.354	53.189	2:06.507	2:39.658	199.4	47:00.553	6	1	5:56.620	47.781	2:52.073	2:16.766	86.3	34:21.829
7	1	5:35.898	52.648	2:05.467	2:37.783	193.0	52:36.451	7	1	5:09.576 B	46.646	1:56.122	2:26.808	228.6	39:31.405
								8	1	7:35.462	3:31.807	1:48.180	2:15.475	223.0	47:06.867
								9	1	4:50.856	46.922	1:50.007	2:13.927	223.4	51:57.723
4. Lucien-Charles NICOLET Jaguar E-Type 3.8 1962 GTS12B								8. Diogo FERRAO Ford GT40 1965 GTP12							
1	1	6:13.954	1:02.555	2:21.491	2:49.908	160.2	8:25.193	1	1	5:24.396 B	51.565	1:46.822	2:46.009	182.7	5:55.299
2	1	5:59.332	55.894	2:14.591	2:48.847	157.7	14:24.525	2	1	11:33.102 B	6:03.703	2:34.633	2:54.766	128.2	17:28.401
3	1	5:50.312	56.436	2:09.742	2:44.134	167.3	20:14.837	3	1	24:01.269 B	...	2:54.657	3:31.203	118.8	41:29.670
4	1	6:19.531 B	57.510	2:10.721	3:11.300	156.8	26:34.368								
5	1	8:20.176	2:55.725	2:52.235	2:32.216	81.8	34:54.544								
6	1	5:01.576	49.377	1:52.552	2:19.647	224.8	39:56.120								
7	1	4:58.155	47.995	1:51.716	2:18.444	213.8	44:54.275								
8	1	4:55.371	47.276	1:50.020	2:18.075	221.6	49:49.646								
9	1	5:05.719	47.303	1:55.642	2:22.774	221.6	54:55.365								
5. Sébastien BERCHON Jaguar E-Type 3.8 1963 GTS12B								9. Claudio SCALISE Alfa Romeo Giulia TZ 1965 GTS10							
1	1	5:21.109	52.814	2:01.108	2:27.187	177.4	6:15.191	1	1	6:23.889	1:03.717	2:26.929	2:53.243	167.1	7:26.469
2	1	5:13.114	50.661	1:55.602	2:26.851	208.9	11:28.305	2	1	6:22.851	57.304	2:20.989	3:04.558	170.7	13:49.320
3	1	5:23.816 B	49.632	1:57.043	2:37.141	187.1	16:52.121	3	1	6:18.208 B	56.822	2:18.336	3:03.050	185.5	20:07.528
4	1	9:21.518	4:59.250	1:55.732	2:26.536	213.8	26:13.639	4	1	8:22.327	3:19.445	2:18.425	2:44.457	183.9	28:29.855
5	1	5:38.044	48.703	2:26.908	2:22.433	73.8	31:51.683	5	1	6:59.418	57.643	3:08.239	2:53.536	80.3	35:29.273
6	1	5:00.370	48.512	1:51.670	2:20.188	212.6	36:52.053	6	1	5:51.242	54.127	2:14.255	2:42.860	185.5	41:20.515
7	1	5:05.457	49.331	1:52.540	2:23.586	205.4	41:57.510	7	1	5:43.845	54.332	2:12.078	2:37.435	208.5	47:04.360
								8	1	5:44.781	53.452	2:10.972	2:40.357	211.3	52:49.141
10. Rainer BECKER Porsche 904/6 Carrera GTS 1965 GTP11								3. Andrew PRILL 4. Mike WILDOS							
1	1	5:51.285	1:01.806	2:10.998	2:38.481	177.4	6:33.900	1	1	5:22.364	51.341	2:01.350	2:29.673	224.8	17:22.022
2	1	5:25.758	52.462	2:01.080	2:32.216	216.8	11:59.658	4	1	5:35.491 B	50.579	2:02.058	2:42.854	230.0	22:57.513
3	1	5:22.364	51.341	2:01.350	2:29.673	224.8	17:22.022	5	1	7:25.131	2:34.635	2:13.666	2:36.830	150.1	30:22.644
4	1	5:35.491 B	50.579	2:02.058	2:42.854	230.0	22:57.513	6	1	6:14.024	56.880	2:43.659	2:33.485	125.6	36:36.668
5	1	7:25.131	2:34.635	2:13.666	2:36.830	150.1	30:22.644	7	1	6:39.152 B	52.133	2:23.869	3:23.150	171.8	43:15.820
6	1	6:14.024	56.880	2:43.659	2:33.485	125.6	36:36.668								
7	1	6:39.152 B	52.133	2:23.869	3:23.150	171.8	43:15.820								

RICHARD MILLE





30-1/2/3 | 2022
JUNE-JULY



PLATEAU 4 - GRID 4
LE MANS CLASSIC 2022
QUALIFYING - DAY PRACTICE

Sector Analysis

Personal Best Session Best B Crossing the finish line in pit lane

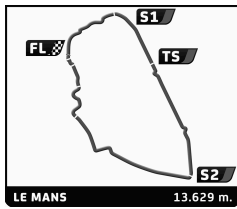
Table with columns: Lap D, Time, Sector 1, Sector 2, Sector 3, T. Spd, Elapsed. Rows 11-23 showing driver names, car models, and lap times.

RICHARD MILLE





30-1/2/3 | 2022
JUNE-JULY



PLATEAU 4 - GRID 4
LE MANS CLASSIC 2022
QUALIFYING - DAY PRACTICE

Sector Analysis

Personal Best Session Best B Crossing the finish line in pit lane

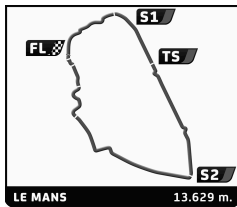
Table with columns: Lap, D, Time, Sector 1, Sector 2, Sector 3, T. Spd, Elapsed. Contains data for drivers 24-33 across multiple laps.

RICHARD MILLE





30-1/2/3 | 2022
JUNE-JULY



PLATEAU 4 - GRID 4
LE MANS CLASSIC 2022
QUALIFYING - DAY PRACTICE

Sector Analysis

Personal Best Session Best B Crossing the finish line in pit lane

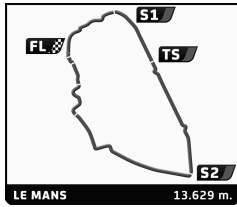
Table with columns: Lap, D, Time, Sector 1, Sector 2, Sector 3, T. Spd, Elapsed. Rows include driver names, car models, and lap times for various drivers like Alex VAN DER LOF, Dominique GUENAT, etc.

RICHARD MILLE





30-1/2/3 | 2022
JUNE-JULY



PLATEAU 4 - GRID 4
LE MANS CLASSIC 2022
QUALIFYING - DAY PRACTICE

Sector Analysis

Personal Best Session Best B Crossing the finish line in pit lane

Table with columns: Lap, D, Time, Sector 1, Sector 2, Sector 3, T. Spd, Elapsed. Includes data for lap 4-7 and lap 8-1.

Driver 45: 1.Philippe GASO, 2.Christian ODIN. Alfa Romeo Giulia TZ 1963. GTS10. Lap times and sector data.

Driver 46: 1.Mitch MCCULLOUGH. Alpine M64 1964. TSRC9. Lap times and sector data.

Driver 47: 1.Francisco SA-CARNEIRO, 3.Antonio SIMOES, 2.Joao CANNAS. Porsche 911 2,0L 1965. GTS11. Lap times and sector data.

Driver 48: 1.Julien BRAYARD, 3.Pierre AROSTEGUY, 2.Philippe DUBRANA. Marcos Mini GT 1966. TSRC15. Lap times and sector data.

Driver 49: 1.Julian ELLISON. Austin-Healey Sprite Prototype 1966. GTP9. Lap times and sector data.

Driver 50: 1.Luc-Pierre VERQUIN. Jaguar E-Type 3.8 1963. GTS12B. Lap times and sector data.

Driver 51: 1.Pascal RAPALLINO, 2.Jacques-Laurent JOSSE. Jaguar E-Type 3.8 1963. GTS12B. Lap times and sector data.

Driver 52: 1.Gregor FISKEN, 2.Patrick BLAKENEY-EDWAR. Shelby Cobra 289 1965. GTS12C. Lap times and sector data.

Driver 53: 1.Malte FROMM. Alfa Romeo Giulia T22 1965. GTS10. Lap times and sector data.

Driver 54: 1.David HART, 2.Olivier HART. Ford GT40 1965. GTP12B. Lap times and sector data.

Driver 55: 1.Dirk EBELING, 2.Leon EBELING. Bizzarini 5300 GT 1965. TSRC12B. Lap times and sector data.

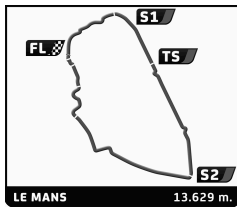
RICHARD MILLE





30-1/2/3 | 2022

JUNE-JULY



PLATEAU 4 - GRID 4

LE MANS CLASSIC 2022

QUALIFYING - DAY PRACTICE

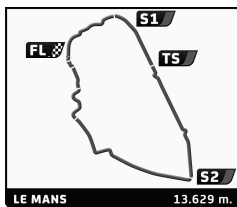
Sector Analysis

Personal Best Session Best B Crossing the finish line in pit lane

Lap	D	Time	Sector 1	Sector 2	Sector 3	T. Spd	Elapsed	Lap	D	Time	Sector 1	Sector 2	Sector 3	T. Spd	Elapsed	
56	1. Stéphane COLLAS MG B 1965 GTS11							4	1	5:09.147	B	50.085	1:49.231	2:29.831	228.1	21:22.284
	1	6:53.023	1:04.964	2:41.222	3:06.837	142.3	8:55.253	5	1	7:01.420	2:37.356	1:56.695	2:27.369	219.8	28:23.704	
	2	7:18.505	1:00.348	2:43.430	3:34.727	166.3	16:13.758	6	1	6:03.955	50.449	2:55.472	2:18.034	82.8	34:27.659	
	3	6:35.920	1:00.248	2:32.250	3:03.422	166.6	22:49.678	7	1	4:57.165	47.718	1:51.927	2:17.520	213.4	39:24.824	
	4	6:46.332	1:04.115	2:40.604	3:01.613	135.6	29:36.010	8	1	4:56.714	48.785	1:48.801	2:19.128	251.8	44:21.538	
	5	7:19.918	1:00.891	3:20.984	2:58.043	77.7	36:55.928	9	1	4:51.229	47.836	1:47.870	2:15.523	240.7	49:12.767	
	6	6:28.674	59.920	2:31.869	2:56.885	174.5	43:24.602	10	1	5:14.964	48.783	1:53.979	2:32.202	206.2	54:27.731	
	7	6:24.582	58.962	2:29.984	2:55.636	177.4	49:49.184									
	8	6:27.261	59.851	2:31.791	2:55.619	174.3	56:16.445									
57	1. Pascal DUHAMEL 2. Nathan VAN DER KOVE Lotus Elan 26R 1964 GTS10															
	1	6:38.623	1:06.596	2:29.134	3:02.893	150.9	9:06.406									
	2	7:20.091	B	59.782	2:31.036	3:49.273	172.3	16:26.497								
	3	7:18.105	2:19.733	2:15.271	2:43.101	176.8	23:44.602									
	4	5:54.275	56.296	2:17.943	2:40.036	137.6	29:38.877									
	5	6:38.577	53.942	3:05.404	2:39.231	76.5	36:17.454									
	6	5:48.249	55.457	2:12.891	2:39.901	177.7	42:05.703									
	7	5:41.794	54.184	2:10.632	2:36.978	178.5	47:47.497									
	8	5:43.218	54.776	2:13.079	2:35.363	180.9	53:30.715									
58	1. Sébastien DEMOLE 2. Claude DEMOLE Shelby Cobra 289 1965 GTS12C															
	1	5:54.125	1:04.277	2:08.484	2:41.364	161.2	7:08.914									
	2	5:36.911	B	53.351	1:58.177	2:45.383	212.6	12:45.825								
	3	7:17.320	2:42.469	1:59.766	2:35.085	211.3	20:03.145									
	4	5:15.934	52.059	1:54.530	2:29.345	208.9	25:19.079									
	5	5:16.671	51.547	1:55.292	2:29.832	192.0	30:35.750									
	6	5:43.990	53.619	2:24.145	2:26.226	164.5	36:19.740									
	7	5:14.189	51.634	1:55.768	2:26.787	221.6	41:33.929									
	8	5:10.728	51.423	1:54.660	2:24.645	213.4	46:44.657									
	9	5:06.566	49.640	1:53.170	2:23.756	218.5	51:51.223									
59	1. Mikael LOK 2. Mathieu LOK Jaguar E-Type 3.8 1962 GTS12B															
	1	5:57.893	1:02.687	2:14.708	2:40.498	157.4	7:02.067									
	2	7:16.117	B	53.405	2:12.673	4:10.039	183.3	14:18.184								
60	1. Jose Ruben ZANCHETTA 2. Jorge Alberto SAUD Porsche 911 2.0L 1965 GTS11															
	1	6:03.196	1:07.843	2:15.228	2:40.125	210.9	9:24.925									
	2	7:03.346	B	53.964	2:09.429	3:59.953	193.0	16:28.271								
	3	12:01.275	6:45.791	2:21.296	2:54.188	154.1	28:29.546									
	4	6:56.359	57.263	3:10.019	2:49.077	81.1	35:25.905									
	5	5:58.886	56.351	2:10.829	2:51.706	212.2	41:24.791									
	6	5:57.764	56.709	2:13.674	2:47.381	201.6	47:22.555									
	7	5:56.605	56.247	2:13.351	2:47.007	208.1	53:19.160									
61	1. Vincent NEURRISSE 2. Bertrand ROUCHAUD Shelby Cobra Daytona Coupe 1962 GTS12C															
	1	5:14.273	54.486	1:55.156	2:24.631	188.4	5:57.442									
	2	5:05.002	51.817	1:51.122	2:22.063	229.1	11:02.444									
	3	5:10.693	49.623	1:50.728	2:30.342	232.5	16:13.137									
62	1. Christophe DELACHAUX 2. Josselin PETER Jaguar E-Type 3.8 1964 GTS12B															
	1	5:16.454	52.853	1:58.518	2:25.083	184.2	6:16.270									
	2	5:07.946	50.190	1:56.376	2:21.380	196.2	11:24.216									
	3	5:04.883	49.141	1:55.374	2:20.368	207.3	16:29.099									
	4	5:07.126	47.141	1:58.503	2:21.482	171.0	21:36.225									
63	1. Alexis de BEAUMONT Jaguar E-Type 3.8 1965 GTS12B															
	1	5:52.251	59.745	2:15.686	2:36.820	138.8	7:24.258									
	2	5:17.667	B	49.388	1:55.808	2:32.471	203.5	12:41.925								
	3	7:04.022	2:42.634	1:56.431	2:24.957	208.1	19:45.947									
	4	5:04.559	49.296	1:53.196	2:22.067	208.5	24:50.506									
	5	5:07.287	49.602	1:55.850	2:21.835	171.0	29:57.793									
	6	6:01.188	50.853	2:45.875	2:24.460	111.3	35:58.981									
	7	5:13.185	52.137	1:55.115	2:25.933	210.5	41:12.166									
	8	5:05.036	49.361	1:52.160	2:23.515	223.4	46:17.202									
	9	5:03.193	48.943	1:52.881	2:21.369	206.2	51:20.395									
64	1. James FARLEY Ford GT40 1965 GTP12B															
	1	5:19.870	55.011	1:58.881	2:25.978	183.6	7:28.314									
	2	4:54.548	49.355	1:46.352	2:18.841	189.0	12:22.862									
	3	4:48.454	46.351	1:44.069	2:18.034	208.5	17:11.316									
	4	4:46.613	46.971	1:43.907	2:15.735	238.0	21:57.929									
	5	4:44.411	46.577	1:43.921	2:13.913	207.3	26:42.340									
	6	6:07.938	B	47.749	2:52.704	2:27.485	81.8	32:50.278								
	7	7:48.952	3:44.999	1:46.046	2:17.907	189.0	40:39.230									
	8	4:40.469	45.663	1:43.213	2:11.593	214.2	45:19.699									
	9	4:36.881	46.072	1:41.184	2:09.625	236.0	49:56.580									
	10	4:49.609	46.466	1:47.868	2:15.275	259.5	54:46.189									
65	1. Grégory CARINI 2. Christophe GASCO 3. Julien TROUSSE Marcos Mini GT 1966 TSRC15															
	1	5:40.326	B				29:17.519									
	2	12:13.849					41:31.368									
	3	5:31.516					47:02.884									
66	1. Jean-Marc BUSSOLINI 2. Julien BUSSOLINI Porsche 904 Carrera GTS 1965 GTP11															
	1	5:32.677	58.858	2:02.271	2:31.548	222.1	6:15.200									
	2	5:21.482	53.353	1:59.356	2:28.773	222.1	11:36.682									
	3	5:17.292	49.894	1:59.990	2:27.408	220.7	16:53.974									
	4	5:24.308	B	50.608	1:59.285	2:34.415	224.4	22:18.282								
	5	8:40.442	4:04.216	2:06.507	2:29.719	206.2	30:58.724									
	6	5:27.379	51.239	2:10.650	2:25.490	208.9	36:26.103									
	7	5:12.601	48.591	1:59.959	2:24.051	221.6	41:38.704									



30-1/2/3 | 2022
JUNE-JULY



PLATEAU 4 - GRID 4
LE MANS CLASSIC 2022
QUALIFYING - DAY PRACTICE

Sector Analysis

Personal Best Session Best B Crossing the finish line in pit lane

Table with columns: Lap, D, Time, Sector 1, Sector 2, Sector 3, T. Spd, Elapsed. Rows 8 and 9.

Driver 67: David CLARK, Pierre FILLON. Porsche 904 Carrera GTS 1965. GTP11. Lap 1-4 data.

Driver 68: Alex MONTGOMERY, Nick SLEEP. Lotus Elan 26R 1963. GTS10. Lap 1-9 data.

Driver 69: Olivier GALANT. Shelby Cobra Daytona Coupe 1964. GTS12C. Lap 1-7 data.

Driver 70: James TURNER, Tim HARVEY. Porsche 911 2,0L 1965. GTS11. Lap 1-9 data.

Driver 71: Thorkild STAMP, Michael HOLDEN, Jose MONROY. Porsche 904 Carrera GTS 1964. GTP11. Lap 1-9 data.

Driver 72: Hubert BOURDIN, Charles BOURDIN. Lotus Elan 26R 1964. GTS10. Lap 1-9 data.

Driver 73: Michel LECOURT, Raymond NARAC. Shelby Cobra Daytona Coupe 1964. GTS12C. Lap 1-10 data.

Driver 75: Jorge VARGAS-CLEMENT. Lotus Elan 26R 1965. GTS10. Lap 1-2 data.

Driver 76: Laurent DESPLACES. Shelby Mustang GT350 1965. GTS12C. Lap 1-9 data.

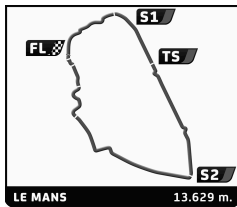
Driver 77: David DANGLARD. Porsche 911 2,0L 1965. GTS11. Lap 1-9 data.





30-1/2/3 | 2022

JUNE-JULY



PLATEAU 4 - GRID 4

LE MANS CLASSIC 2022

QUALIFYING - DAY PRACTICE

Sector Analysis

■ Personal Best ■ Session Best B Crossing the finish line in pit lane

Lap	D	Time	Sector 1	Sector 2	Sector 3	T. Spd	Elapsed	Lap	D	Time	Sector 1	Sector 2	Sector 3	T. Spd	Elapsed
78 1. Maurizio BIANCO Jaguar E-Type 3.8 1965 GTS12B															
1	1	5:20.347	58.096	1:58.790	2:23.461	165.3	6:08.128								
2	1	5:00.666	48.361	1:51.970	2:20.335	205.4	11:08.794								
3	1	5:17.955	49.173	1:56.920	2:31.862	182.4	16:26.749								
4	1	4:58.074	47.669	1:51.053	2:19.352	219.8	21:24.823								
5	1	4:55.274	47.478	1:49.794	2:18.002	215.9	26:20.097								
6	1	6:26.245	48.034	3:03.864	2:34.347	82.8	32:46.342								
7	1	4:51.737	46.648	1:48.821	2:16.268	234.5	37:38.079								
8	1	5:22.450 B	50.514	1:55.216	2:36.720	192.0	43:00.529								
79 1. Guy ZISER Porsche 911 2.0L 1965 GTS11															
1	1	5:31.517 B					22:25.922								
2	1	10:52.139					33:18.061								
3	1	5:37.344					38:55.405								
4	1	10:57.628					49:53.033								
81 1. Jean-Pierre LAJOURNADE Jaguar E-Type 3.8 1962 GTS12B															
2. Vincent AUBRY															
1	1	5:14.575	53.001	1:58.124	2:23.450	216.4	8:02.081								
2	1	5:02.420	49.012	1:52.019	2:21.389	196.2	13:04.501								
3	1	4:57.905	48.295	1:50.113	2:19.497	215.5	18:02.406								
4	1	4:56.509	47.821	1:49.966	2:18.722	219.8	22:58.915								
5	1	5:29.448 B	51.004	1:57.047	2:41.397	201.2	28:28.363								
6	1	7:56.857	3:01.620	2:27.092	2:28.145	160.0	36:25.220								
7	1	5:03.889	48.367	1:52.320	2:23.202	208.5	41:29.109								
8	1	5:13.912	49.291	1:54.118	2:30.503	228.1	46:43.021								
9	1	5:05.966	49.232	1:53.894	2:22.840	222.1	51:48.987								
82 1. Katarina KYVALOVA Jaguar E-Type 3.8 1965 GTS12B															
2. John MINSAHW															
1	1	5:05.307	52.224	1:55.375	2:17.708	183.3	5:51.466								
2	1	4:55.852	47.870	1:50.938	2:17.044	219.0	10:47.318								
3	1	5:46.519 B	50.920	2:06.996	2:48.603	183.0	16:33.837								
4	1	7:12.990	2:36.479	2:03.174	2:33.337	189.7	23:46.827								
5	1	5:31.371	54.778	2:02.471	2:34.122	170.7	29:18.198								
6	1	6:24.214	53.101	3:00.010	2:31.103	72.5	35:42.412								
7	1	5:24.885	51.812	2:01.740	2:31.333	161.4	41:07.297								
8	1	5:22.334	51.333	1:56.824	2:34.177	203.5	46:29.631								
9	1	5:15.677	51.885	1:55.645	2:28.147	220.3	51:45.308								

