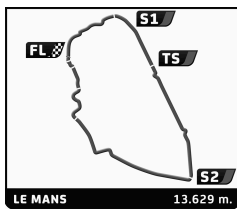




30-1/2/3 | 2022
JUNE-JULY



PLATEAU 3 - GRID 3
LE MANS CLASSIC 2022
RACE 3

Sector Analysis

Personal Best Session Best B Crossing the finish line in pit lane

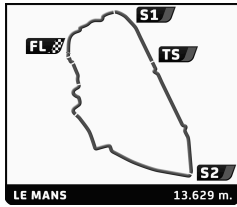
Table with columns: Lap, D, Time, Sector 1, Sector 2, Sector 3, T. Spd, Elapsed. Rows include driver names, car models, and lap times for various categories like Austin-Healey, Porsche, Ferrari, Lotus, Morgan Plus, etc.

RICHARD MILLE





30-1/2/3 | 2022
JUNE-JULY



PLATEAU 3 - GRID 3
LE MANS CLASSIC 2022
RACE 3

Sector Analysis

Personal Best Session Best B Crossing the finish line in pit lane

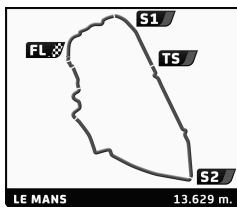
Table with columns: Lap D, Time, Sector 1, Sector 2, Sector 3, T. Spd, Elapsed. Rows include driver names, car models, and lap-by-lap performance data for various race numbers (18, 20, 21, 22, 24, 26, 28, 30, 31, 32, 33).

RICHARD MILLE





30-1/2/3 | 2022
JUNE-JULY



PLATEAU 3 - GRID 3
LE MANS CLASSIC 2022
RACE 3

Sector Analysis

Personal Best Session Best B Crossing the finish line in pit lane

Table with 14 columns: Lap, D, Time, Sector 1, Sector 2, Sector 3, T. Spd, Elapsed. Contains race data for laps 2-8.

Driver 34: Morgan Plus 4 1959, GTS6B. 1. Adrian Van der KROFT. Lap data for laps 1-8.

Driver 39: Lotus Elite S2 1961, GTS4B. 1. Jürgen SCHNEEGANS, 2. Dieter SCHNEEGANS. Lap data for laps 1-8.

Driver 35: Austin-Healey 3000 Mk II 1962, GTS12. 1. Serge LIBENS, 2. Christophe VAN RIET. Lap data for laps 1-8.

Driver 40: Ferrari 250 GT Berlinetta 1960, GTS7B. 1. Vincent GAYE. Lap data for laps 1-9.

Driver 36: Porsche 356 (A) 1600 coupé 1958, GTS5B. 1. Martin H. SUCARI, 2. Adrian SUCARI. Lap data for laps 1-8.

Driver 41: Ferrari 250 GT SWB 1962, GTS12. 1. Christian DUMOLIN, 2. Pierre-Alain THIBAUT. Lap data for laps 1-9.

Driver 37: Lotus Elite S2 1961, GTS4B. 1. Robert INGRAM, 2. Iain ROWLEY. Lap data for laps 1-8.

Driver 42: Morgan Plus 4 Super Sports 1960, GTS11. 1. Simon OREBI GANN. Lap data for laps 1-8.

Driver 38: TVR Grantura Mk III 1963, GTS11. 1. Georges ROCCHIETTA. Lap data for laps 1-2.

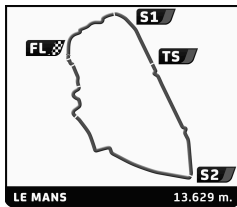
Driver 45: Lister Knobbly Chevrolet 1959, TSRC6B. 1. Wolf ZWEIFLER. Lap data for laps 1-2.

RICHARD MILLE





30-1/2/3 | 2022
JUNE-JULY



PLATEAU 3 - GRID 3
LE MANS CLASSIC 2022
RACE 3

Sector Analysis

Personal Best Session Best B Crossing the finish line in pit lane

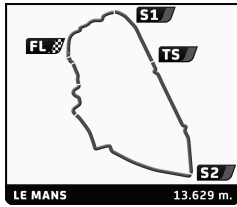
Table with columns: Lap, D, Time, Sector 1, Sector 2, Sector 3, T. Spd, Elapsed. Contains race data for drivers 50-58 across 8 laps.

RICHARD MILLE





30-1/2/3 | 2022
JUNE-JULY



PLATEAU 3 - GRID 3
LE MANS CLASSIC 2022
RACE 3

Sector Analysis

Personal Best Session Best B Crossing the finish line in pit lane

Table with columns: Lap D, Time, Sector 1, Sector 2, Sector 3, T. Spd, Elapsed. Rows include driver names, car models, and lap-by-lap performance data for various classes.

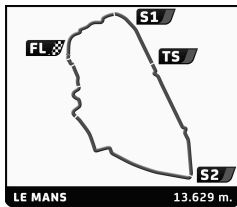
RICHARD MILLE





30-1/2/3 | 2022

JUNE-JULY



PLATEAU 3 - GRID 3

LE MANS CLASSIC 2022

RACE 3

Sector Analysis

■ Personal Best
 ■ Session Best
 ■ Crossing the finish line in pit lane

Lap	D	Time	Sector 1	Sector 2	Sector 3	T. Spd	Elapsed	Lap	D	Time	Sector 1	Sector 2	Sector 3	T. Spd	Elapsed
72		1. Jakob V. HOLSTEIN 2. Christian HOPE					Lotus XI 1500 1956 TSRC3A								
1	1	8:31.936	3:49.745	2:07.479	2:34.712	210.9	8:31.936	1	1	5:52.847	1:08.792	2:06.739	2:37.316	205.0	5:52.847
2	1	5:34.251	53.591	2:05.327	2:35.333	198.3	14:06.187	2	1	5:38.586	53.754	2:08.822	2:36.010	186.5	11:31.433
3	1	5:42.386 B	54.191	2:04.361	2:43.834	203.8	19:48.573	3	1	5:42.423 B	53.996	2:05.170	2:43.257	201.6	17:13.856
4	1	10:10.511	5:19.490	2:17.795	2:33.226	97.7	29:59.084	4	1	6:59.550	2:16.159	2:07.386	2:36.005	205.8	24:13.406
5	1	6:23.592	1:00.665	2:36.604	2:46.323	157.2	36:22.676	5	1	5:47.048	53.365	2:16.651	2:37.032	131.3	30:00.454
6	1	6:01.239	53.178	2:25.107	2:42.954	157.2	42:23.915	6	1	5:48.017	1:00.052	2:11.378	2:36.587	194.4	35:48.471
7	1	6:01.621	52.737	2:24.419	2:44.465	157.2	48:25.536	7	1	5:33.192	52.622	2:06.683	2:33.887	206.5	41:21.663
74		1. Pierre-Antoine de SELANC 2. Jean-Marc RIVET-FUSIL					Jaguar D-type 1955 TSRC6A								
1	1	6:30.288	1:24.577	2:17.523	2:48.188	184.2	6:30.288	8	1	5:28.921	52.418	2:03.068	2:33.435	205.8	46:50.584
2	1	5:56.892	58.574	2:11.333	2:46.985	185.2	12:27.180								
3	1	5:54.056	56.693	2:13.424	2:43.939	166.8	18:21.236								
4	1	6:09.309 B	57.663	2:14.152	2:57.494	188.4	24:30.545								
5	1	8:59.889	2:39.351	3:26.462	2:54.076	81.7	33:30.434								
6	1	6:05.817	59.317	2:16.084	2:50.416	180.6	39:36.251								
7	1	6:02.403	59.185	2:13.184	2:50.034	186.1	45:38.654								
8	1	5:58.023	58.817	2:12.835	2:46.371	189.7	51:36.677								
75		1. Mathias KOERBER 3. Bernd GEORGI 2. Christian ONDRAK					Alfa Romeo Giulietta SZ 1962 GTS10								
1	1	8:19.064	3:16.733	2:14.482	2:47.849	185.2	8:19.064								
2	1	6:01.613	58.877	2:15.213	2:47.523	160.2	14:20.677								
3	1	6:02.715 B	57.092	2:13.281	2:52.342	177.4	20:23.392								
4	1	7:23.707	2:21.687	2:17.751	2:44.269	154.8	27:47.099								
5	1	6:49.749	59.798	3:05.877	2:44.074	81.3	34:36.848								
6	1	5:54.625	56.557	2:13.096	2:44.972	183.6	40:31.473								
7	1	5:50.945	57.732	2:11.493	2:41.720	192.7	46:22.418								
76		1. Wolfgang FRIEDRICHS					Aston Martin DB4 GT 1960 GTS7B2								
1	1	5:25.723	55.933	1:59.245	2:30.545	181.5	5:25.723								
2	1	5:25.372	53.530	1:56.739	2:35.103	207.7	10:51.095								
3	1	5:22.276	52.658	2:00.259	2:29.359	201.2	16:13.371								
4	1	5:25.331 B	52.703	1:56.467	2:36.161	198.7	21:38.702								
5	1	6:46.212	2:16.679	2:00.331	2:29.202	164.1	28:24.914								
6	1	6:12.334	52.061	2:49.847	2:30.426	85.4	34:37.248								
7	1	5:18.231	52.033	1:55.898	2:30.300	201.2	39:55.479								
8	1	5:20.040	52.347	1:58.965	2:28.728	199.4	45:15.519								
9	1	5:16.096	51.561	1:55.733	2:28.802	218.1	50:31.615								
79		1. Mike Van THIEL 2. Jochem KENTGENS					Morgan Plus 4 Super Sports 1963 GTS11								
1	1	6:08.800	1:12.348	2:15.365	2:41.087	170.7	6:08.800								
2	1	5:56.607	57.053	2:15.863	2:43.691	188.4	12:05.407								
3	1	6:04.896 B	55.955	2:12.818	2:56.123	184.9	18:10.303								
4	1	8:08.761	3:16.905	2:13.342	2:38.514	193.7	26:19.064								
5	1	6:52.078	56.162	3:17.868	2:38.048	78.8	33:11.142								
6	1	5:40.869	54.390	2:10.276	2:36.203	187.4	38:52.011								
7	1	5:39.524	54.611	2:10.351	2:34.562	196.5	44:31.535								
8	1	5:38.552	53.716	2:09.120	2:35.716	196.9	50:10.087								

