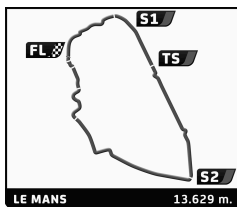




30-1/2/3 | 2022  
JUNE-JULY



PLATEAU 3 - GRID 3  
LE MANS CLASSIC 2022  
RACE 2

Sector Analysis

Personal Best Session Best B Crossing the finish line in pit lane

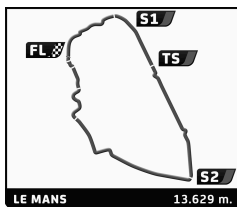
Table with columns: Lap, D, Time, Sector 1, Sector 2, Sector 3, T. Spd, Elapsed. Contains race results for drivers 1-20, including names, car models, and lap times.

RICHARD MILLE





30-1/2/3 | 2022  
JUNE-JULY



PLATEAU 3 - GRID 3  
LE MANS CLASSIC 2022  
RACE 2

Sector Analysis

Personal Best Session Best B Crossing the finish line in pit lane

Table with 11 columns: Lap, D, Time, Sector 1, Sector 2, Sector 3, T. Spd, Elapsed. Rows 3-8 showing race data.

21 1.Robi BERNBERG 2.Paul UGO Deep Sanderson 301 1961 GTP9

Table with 11 columns: Lap, D, Time, Sector 1, Sector 2, Sector 3, T. Spd, Elapsed. Rows 1-7 for driver 21.

22 1.Bill STEPHENS 2.Will STEPHENS Porsche 356 (A) 1600 GT Speedster 1959 GTS5B

Table with 11 columns: Lap, D, Time, Sector 1, Sector 2, Sector 3, T. Spd, Elapsed. Rows 1-7 for driver 22.

24 1.Olivier BLANPAIN 2.Vincent JANSSENS Lotus 15 1958 TSRC4B

Table with 11 columns: Lap, D, Time, Sector 1, Sector 2, Sector 3, T. Spd, Elapsed. Rows 1-8 for driver 24.

28 1.Jaap SINKE 3.Bart-Jan DEENIK 2.Wim JANZEN Austin-Healey 3000 Mk I 1961 GTS12

Table with 11 columns: Lap, D, Time, Sector 1, Sector 2, Sector 3, T. Spd, Elapsed. Rows 1-8 for driver 28.

30 1.Olivier MAZOYER MG A 1500 1959 GTS5B

Table with 11 columns: Lap, D, Time, Sector 1, Sector 2, Sector 3, T. Spd, Elapsed. Rows 1-4 for driver 30.

31 1.Daniel NASH 2.Stephen KEATING TVR Grantura Mk III 1962 GTS11

Table with 11 columns: Lap, D, Time, Sector 1, Sector 2, Sector 3, T. Spd, Elapsed. Rows 1-7 for driver 31.

32 1.Francisco GUZMAN GIRAI3.Pablo GUZMAN VILLANUE 2.Bernardo GUZMAN VILLA Porsche 356 (A) 1600 Speedster 1959 GTS5B

Table with 11 columns: Lap, D, Time, Sector 1, Sector 2, Sector 3, T. Spd, Elapsed. Rows 1-7 for driver 32.

33 1.Jean LAURENT-BELLUE 2.Marc MENANT Lotus Elite 1961 GTS4B

Table with 11 columns: Lap, D, Time, Sector 1, Sector 2, Sector 3, T. Spd, Elapsed. Rows 1-6 for driver 33.

34 1.Adrian Van der KROFT Morgan Plus 4 1959 GTS6B

Table with 11 columns: Lap, D, Time, Sector 1, Sector 2, Sector 3, T. Spd, Elapsed. Rows 1-7 for driver 34.

36 1.Martin H. SUCARI 2.Adrian SUCARI Porsche 356 (A) 1600 coupé 1958 GTS5B

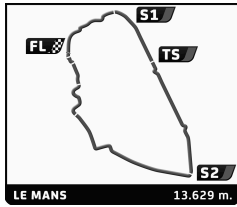
Table with 11 columns: Lap, D, Time, Sector 1, Sector 2, Sector 3, T. Spd, Elapsed. Rows 1-7 for driver 36.

37 1.Robert INGRAM 2.Iain ROWLEY Lotus Elite S2 1961 GTS4B





30-1/2/3 | 2022  
JUNE-JULY



PLATEAU 3 - GRID 3  
LE MANS CLASSIC 2022  
RACE 2

Sector Analysis

Personal Best Session Best B Crossing the finish line in pit lane

Table with 11 columns: Lap, D, Time, Sector 1, Sector 2, Sector 3, T. Spd, Elapsed. Rows 1-7 showing race data for driver 45.

Driver 38: 1. Georges ROCCHIETTA, TVR Grantura Mk III 1963, GTS11. Table with 11 columns: Lap, D, Time, Sector 1, Sector 2, Sector 3, T. Spd, Elapsed. Rows 1-7.

Driver 39: 1. Jürgen SCHNEEGANS, Lotus Elite S2 1961, GTS4B; 2. Dieter SCHNEEGANS. Table with 11 columns: Lap, D, Time, Sector 1, Sector 2, Sector 3, T. Spd, Elapsed. Rows 1-7.

Driver 40: 1. Vincent GAYE, Ferrari 250 GT Berlinetta 1960, GTS7B. Table with 11 columns: Lap, D, Time, Sector 1, Sector 2, Sector 3, T. Spd, Elapsed. Rows 1-8.

Driver 41: 1. Christian DUMOLIN, Ferrari 250 GT SWB 1962, GTS12; 2. Pierre-Alain THIBAUT. Table with 11 columns: Lap, D, Time, Sector 1, Sector 2, Sector 3, T. Spd, Elapsed. Rows 1-8.

Driver 42: 1. Simon OREBI GANN, Morgan Plus 4 Super Sports 1960, GTS11. Table with 11 columns: Lap, D, Time, Sector 1, Sector 2, Sector 3, T. Spd, Elapsed. Rows 1-4.

Driver 45: 1. Wolf ZWEIFLER, Lister Knobbly Chevrolet 1959, TSRC6B. Table with 11 columns: Lap, D, Time, Sector 1, Sector 2, Sector 3, T. Spd, Elapsed. Rows 1-7.

Driver 50: 1. Jacky LAGUERRE, CD 62 Panhard 1963, GT3B; 2. Adrien LAGUERRE; 3. Yann ZAGAME. Table with 11 columns: Lap, D, Time, Sector 1, Sector 2, Sector 3, T. Spd, Elapsed. Rows 1-6.

Driver 51: 1. Tom ALEXANDER, Aston Martin DB4 GT 1960, GTS7B2; 2. James ALEXANDER. Table with 11 columns: Lap, D, Time, Sector 1, Sector 2, Sector 3, T. Spd, Elapsed. Rows 1-8.

Driver 52: 1. Mark ELLIS, MG A 1959 TWIN CAME, GTP11; 2. Christopher WILKS; 3. Mark DANIELL. Table with 11 columns: Lap, D, Time, Sector 1, Sector 2, Sector 3, T. Spd, Elapsed. Rows 1-6.

Driver 53: 1. Hans HUGENHOLTZ, Lister Jaguar Costin 1959, TSRC6B. Table with 11 columns: Lap, D, Time, Sector 1, Sector 2, Sector 3, T. Spd, Elapsed. Rows 1-4.

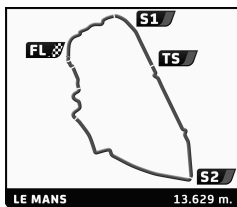
Driver 54: 1. François FILLON, Austin-Healey 3000 Mk I BN7 1960, GTS7B; 2. André RAULIN. Table with 11 columns: Lap, D, Time, Sector 1, Sector 2, Sector 3, T. Spd, Elapsed. Rows 1-3.

RICHARD MILLE





30-1/2/3 | 2022  
JUNE-JULY



PLATEAU 3 - GRID 3  
LE MANS CLASSIC 2022  
RACE 2

Sector Analysis

Personal Best Session Best B Crossing the finish line in pit lane

Table with 11 columns: Lap, D, Time, Sector 1, Sector 2, Sector 3, T. Spd, Elapsed. Rows 4-7 showing lap data for various drivers.

Driver 55: 1. Quirina LOUWMAN, 2. James WOOD. Lotus 15 1959 TSRC4B. Lap data for laps 1-8.

Driver 56: 1. Alexander MUIRHEAD, 2. Jeremy WELCH. Austin-Healey 3000 Mk II BN7 1964 GTS12. Lap data for laps 1-8.

Driver 57: 1. Antonio CARRISI, 2. Roberto RESTELLI. Alfa Romeo Giulietta SZ 1962 GTS9. Lap data for laps 1-7.

Driver 58: 1. Gilles RIVOALLON. Chevrolet Corvette C1 Phase 2 1960 GTS7B2. Lap data for laps 1-7.

Driver 60: 1. Eric GOERTZ, 2. Marc JOLY. Porsche 356 (B) S 75 Hardtop-Coupé T 5 1961 GTSB. Lap data for laps 1-6.

Driver 61: 1. Edouard DEGUEMP, 2. Marc JULLY. Lotus Elite 1961 GTS4B. Lap data for laps 1-7.

Driver 62: 1. Michel THOULOUZE, 2. Jean Jacques GRAVIER. Lotus XI 1958 TSRC2B. Lap data for lap 1.

Driver 63: 1. Pierre MELLINGER, 2. Tommaso GELMINI. Jaguar E-Type 3.8 1961 GTS7B2. Lap data for laps 1-7.

Driver 65: 1. Joe MACARI, 2. Harrison NEWAY. Jaguar D-type 1956 TSRC6A. Lap data for laps 1-8.

Driver 66: 1. Eugène DELEPLANQUE. TVR Grantura Mk III 1963 GTS11. Lap data for laps 1-8.

Driver 67: 1. David CLARK, 2. Pierre FILLON. Lotus Elite 1959 GTS4B. Lap data for laps 1-6.

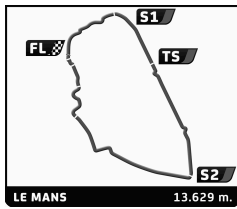
RICHARD MILLE







30-1/2/3 | 2022  
JUNE-JULY



PLATEAU 3 - GRID 3  
LE MANS CLASSIC 2022  
RACE 2

Sector Analysis

Personal Best Session Best B Crossing the finish line in pit lane

Table with columns: Lap, D, Time, Sector 1, Sector 2, Sector 3, T. Spd, Elapsed. Contains race results for drivers 68-75, including names, car models, and lap times.

RICHARD MILLE

