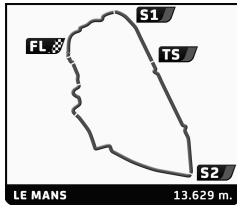




30-1/2/3 | 2022
JUNE-JULY



PLATEAU 3 - GRID 3
LE MANS CLASSIC 2022
RACE 1

Sector Analysis

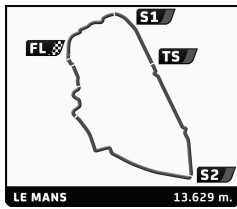
Personal Best Session Best B Crossing the finish line in pit lane

Table with columns: Lap, D, Time, Sector 1, Sector 2, Sector 3, T. Spd, Elapsed. Contains race results for 14 drivers across 9 laps.





30-1/2/3 | 2022
JUNE-JULY



PLATEAU 3 - GRID 3
LE MANS CLASSIC 2022
RACE 1

Sector Analysis

Personal Best Session Best B Crossing the finish line in pit lane

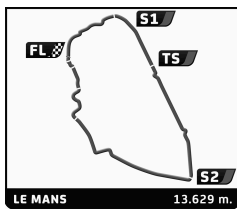
Table with columns: Lap, D, Time, Sector 1, Sector 2, Sector 3, T. Spd, Elapsed. Contains race results for drivers like Thierry ROGEON, Martin HALUSA, John EMBERSON, etc.

RICHARD MILLE





30-1/2/3 | 2022
JUNE-JULY



PLATEAU 3 - GRID 3
LE MANS CLASSIC 2022
RACE 1

Sector Analysis

Personal Best Session Best B Crossing the finish line in pit lane

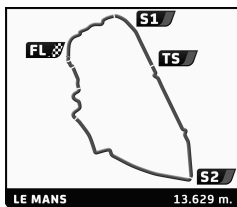
Table with columns: Lap, D, Time, Sector 1, Sector 2, Sector 3, T. Spd, Elapsed. Contains race results for drivers 30-40 across multiple laps.

RICHARD MILLE





30-1/2/3 | 2022
JUNE-JULY



PLATEAU 3 - GRID 3
LE MANS CLASSIC 2022
RACE 1

Sector Analysis

Personal Best Session Best B Crossing the finish line in pit lane

Table with 11 columns: Lap, D, Time, Sector 1, Sector 2, Sector 3, T. Spd, Elapsed. Rows 8 and 9.

Driver 41: Christian DUMOLIN, Pierre-Alain THIBAUT. Ferrari 250 GT SWB 1962. GTS12. Lap data table.

Driver 42: Simon OREBI GANN. Morgan Plus 4 Super Sports 1960. GTS11. Lap data table.

Driver 44: Christian GODARD, William GELY, Eric LECLUSE. Deep Sanderson 301 1963. GTP9. Lap data table.

Driver 45: Wolf ZWEIFLER. Lister Knobbly Chevrolet 1959. TSRC6B. Lap data table.

Driver 48: Karsten LE BLANC, Christiaan Van LANSCHO. Austin-Healey 3000 Mk I BN7 1960. GTS42. Lap data table.

Driver 49: Gregor FISKEN, Patrick BLAKENEY-EDWAR, Christoff COWENS. Jaguar E-Type 3.8 1961. GTS7B2. Lap data table.

Driver 50: Jacky LAGUERRE, Adrien LAGUERRE, Yann ZAGAME. CD 62 Panhard 1963. GT3B. Lap data table.

Driver 51: Tom ALEXANDER, James ALEXANDER. Aston Martin DB4 GT 1960. GTS7B2. Lap data table.

Driver 52: Mark ELLIS, Christopher WILKS, Mark DANIELL. MG A 1959 TWIN CAME. GTP11. Lap data table.

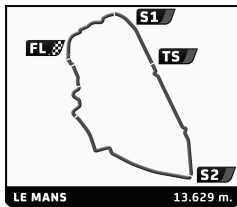
Driver 53: Hans HUGENHOLTZ. Lister Jaguar Costin 1959. TSRC6B. Lap data table.

RICHARD MILLE





30-1/2/3 | 2022
JUNE-JULY



PLATEAU 3 - GRID 3
LE MANS CLASSIC 2022
RACE 1

Sector Analysis

Personal Best Session Best B Crossing the finish line in pit lane

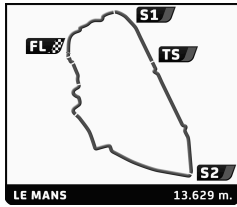
Main data table with columns: Lap, D, Time, Sector 1, Sector 2, Sector 3, T. Spd, Elapsed. Includes driver names and car models for various laps.

RICHARD MILLE





30-1/2/3 | 2022
JUNE-JULY



PLATEAU 3 - GRID 3
LE MANS CLASSIC 2022
RACE 1

Sector Analysis

Personal Best Session Best B Crossing the finish line in pit lane

Table with 14 columns: Lap, D, Time, Sector 1, Sector 2, Sector 3, T. Spd, Elapsed. Rows 3-9.

Driver 67: David CLARK, Pierre FILLON. Lotus Elite 1959. GTS4B. Lap 1-7 data.

Driver 68: David GRAUS, Martin STRETTON, Ivan VERCOUTERE. Osca 1600 GT Zagato 1961. GTS10. Lap 1-8 data.

Driver 69: Fred DE BRAEY, Guillaume PEETERS, Guy PEETERS. Lotus XI 1500 1958. TSRC3B. Lap 1-8 data.

Driver 70: Steve BROOKS. Jaguar D-type 1955. TSRC6A. Lap 1-9 data.

Driver 71: Claudio SCALISE, Manuel ELICABE. Porsche 718 RSK 1960. TSRC9. Lap 1 data.

Driver 72: Jakob V. HOLSTEIN, Christian HOPE. Lotus XI 1500 1956. TSRC3A. Lap 1-8 data.

Driver 74: Pierre-Antoine de SELANC, Jean-Marc RIVET-FUSIL. Jaguar D-type 1955. TSRC6A. Lap 1-7 data.

Driver 75: Mathias KOERBER, Christian ONDRAK, Bernd GEORGI. Alfa Romeo Giulietta SZ 1962. GTS10. Lap 1-8 data.

Driver 76: Wolfgang FRIEDRICH. Aston Martin DB4 GT 1960. GTS7B2. Lap 1-8 data.

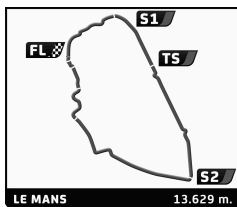
Driver 78: Paul DE HAVILLAND. Lotus XI 1500 1956. TSRC3A. Lap 1-6 data.





30-1/2/3 | 2022

JUNE-JULY



PLATEAU 3 - GRID 3

LE MANS CLASSIC 2022

RACE 1

Sector Analysis

■ Personal Best
 ■ Session Best
 ■ B Crossing the finish line in pit lane

| Lap | D | Time | Sector 1 | Sector 2 | Sector 3 | T. Spd | Elapsed | Lap | D | Time | Sector 1 | Sector 2 | Sector 3 | T. Spd | Elapsed |
|-----|---|-------------------|----------|----------|----------|--------|-----------|-----|---|------|----------|----------|----------|--------|---------|
| 7 | 1 | 5:58.239 | 1:02.170 | 2:13.008 | 2:43.061 | 194.8 | 42:33.650 | | | | | | | | |
| 8 | 1 | 6:17.819 B | 51.968 | 2:20.059 | 3:05.792 | 167.6 | 48:51.469 | | | | | | | | |

| 79 | | 1.Mike Van THIEL 2.Jochem KENTGENS | | Morgan Plus 4 Super Sports 1963 GTS11 | | | |
|----|---|---------------------------------------|----------|--|----------|-------|-----------|
| 1 | 1 | 6:57.143 | 1:38.478 | 2:21.798 | 2:56.867 | 161.9 | 6:57.143 |
| 2 | 1 | 6:36.306 | 57.911 | 2:51.324 | 2:47.071 | 97.9 | 13:33.449 |
| 3 | 1 | 5:55.651 | 56.687 | 2:13.233 | 2:45.731 | 170.2 | 19:29.100 |
| 4 | 1 | 6:18.973 B | 57.142 | 2:16.384 | 3:05.447 | 175.1 | 25:48.073 |
| 5 | 1 | 7:24.543 | 2:22.255 | 2:15.468 | 2:46.820 | 172.6 | 33:12.616 |
| 6 | 1 | 5:57.881 | 55.438 | 2:16.656 | 2:45.787 | 175.4 | 39:10.497 |
| 7 | 1 | 6:02.569 | 55.810 | 2:18.802 | 2:47.957 | 173.4 | 45:13.066 |
| 8 | 1 | 6:03.165 | 57.090 | 2:18.078 | 2:47.997 | 150.1 | 51:16.231 |

| 80 | | 1.Thomas DUCHENE | | Lola Mk.1 1959 TSRC2B | | | |
|----|---|-------------------|----------|--------------------------|----------|-------|-----------|
| 1 | 1 | 6:40.649 | 1:35.225 | 2:18.351 | 2:47.073 | 178.8 | 6:40.649 |
| 2 | 1 | 6:29.338 | 55.215 | 2:53.247 | 2:40.876 | 82.2 | 13:09.987 |
| 3 | 1 | 5:44.925 | 54.224 | 2:09.697 | 2:41.004 | 194.8 | 18:54.912 |
| 4 | 1 | 5:49.246 | 55.917 | 2:11.164 | 2:42.165 | 195.1 | 24:44.158 |
| 5 | 1 | 5:47.992 | 55.471 | 2:10.541 | 2:41.980 | 193.4 | 30:32.150 |
| 6 | 1 | 5:47.249 | 55.901 | 2:09.688 | 2:41.660 | 194.4 | 36:19.399 |
| 7 | 1 | 5:58.061 B | 54.282 | 2:12.234 | 2:51.545 | 193.7 | 42:17.460 |
| 8 | 1 | 6:30.245 | 1:38.216 | 2:09.520 | 2:42.509 | 185.5 | 48:47.705 |

