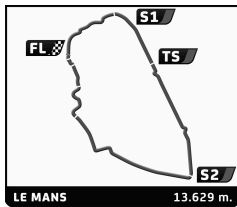




30-1/2/3 | 2022
JUNE-JULY



PLATEAU 3 - GRID 3
LE MANS CLASSIC 2022
QUALIFYING - DAY PRACTICE

Sector Analysis

Personal Best Session Best B Crossing the finish line in pit lane

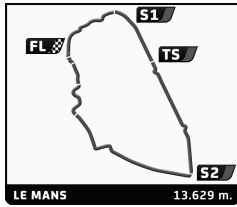
Table with columns: Lap D, Time, Sector 1, Sector 2, Sector 3, T. Spd, Elapsed. Rows 1-12 showing driver names, car models, and lap times for various categories.

RICHARD MILLE





30-1/2/3 | 2022
JUNE-JULY



PLATEAU 3 - GRID 3
LE MANS CLASSIC 2022
QUALIFYING - DAY PRACTICE

Sector Analysis

Personal Best Session Best B Crossing the finish line in pit lane

Table with 10 columns: Lap, D, Time, Sector 1, Sector 2, Sector 3, T. Spd, Elapsed. Rows 6 and 7.

Driver 14: 1. Anthony SCHRAUWEN. Lister Jaguar Knobbly 1958. TSRC6B. Lap 1-9 data.

Driver 19: 1. Régis MASSON, 2. Simon NOBILI. MG A 1600 1959. GTS5B. Lap 1-2 data.

Driver 20: 1. James COTTINGHAM, 2. Max GIRARDO. Tojeiro Jaguar 1959. TSRC5B. Lap 1-9 data.

Driver 15: 1. Thierry ROGEON, 2. Yves CAILLAUD. Morgan Plus 4 Super Sports 1965. GTS11. Lap 1-7 data.

Driver 21: 1. Robi BERNBERG, 2. Paul UGO. Deep Sanderson 301 1961. GTP9. Lap 1-8 data.

Driver 16: 1. Martin HALUSA, 2. Lukas HALUSA, 3. Alexander AMES. Ferrari 250 GT SWB Bredvan 1961. GTP12. Lap 1-10 data.

Driver 22: 1. Bill STEPHENS, 2. Will STEPHENS. Porsche 356 (A) 1600 GT Speedster 1959. GTS5B. Lap 1-3 data.

Driver 17: 1. John EMBERSON. Morgan Plus 4 1962. GTS11. Lap 1-7 data.

Driver 23: 1. Hisashi KUNIE, 2. Masanori SEKIYA, 3. Yojiro TERADA. Lotus Elite 1962. GTS4B. Lap 1-7 data.

Driver 18: 1. Oliver BRYANT, 2. Grahame BRYANT. Lotus 15 1958. TSRC4B. Lap 1-5 data.

Driver 24: 1. Olivier BLANPAIN, 2. Vincent JANSSENS. Lotus 15 1958. TSRC4B. Lap 1-2 data.

Driver 25: 1. John YOUNG. Jaguar D-type 1955. TSRC6A. Lap 1-1 data.

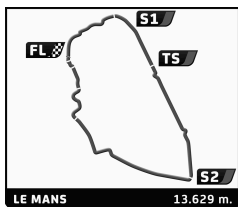
RICHARD MILLE





30-1/2/3 | 2022

JUNE-JULY



PLATEAU 3 - GRID 3

LE MANS CLASSIC 2022

QUALIFYING - DAY PRACTICE

Sector Analysis

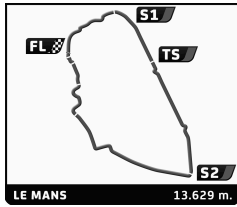
Personal Best Session Best B Crossing the finish line in pit lane

Lap	D	Time	Sector 1	Sector 2	Sector 3	T. Spd	Elapsed	Lap	D	Time	Sector 1	Sector 2	Sector 3	T. Spd	Elapsed
26 1.Fabrice PERRUCHOT Lotus Elite 1960 GTS4B 2.Patrick HELLO															
1	1	7:16.005	1:11.594	2:42.762	3:21.649	138.8	9:31.252								
2	1	6:49.657	1:20.461	2:30.661	2:58.535	157.7	16:20.909								
3	1	6:26.032	59.052	2:31.897	2:55.083	162.3	22:46.941								
4	1	6:47.445	1:00.436	2:27.329	3:19.680	166.3	29:34.386								
5	1	12:55.866	7:22.251	2:31.799	3:01.816	155.9	42:30.252								
6	1	6:25.455	58.408	2:29.850	2:57.197	156.3	48:55.707								
7	1	6:29.507	59.796	2:30.782	2:58.929	152.6	55:25.214								
27 1.Gilles COURAUDON Lotus XI Le Mans 1957 TSRC3A 2.Maxime GRANSART															
1	1	7:23.038	1:20.473	3:05.947	2:56.618	94.4	8:27.298								
2	1	6:03.372	1:18.333	2:05.963	2:39.076	211.3	14:30.670								
3	1	5:34.268	53.804	2:04.698	2:35.766	212.6	20:04.938								
4	1	5:43.665	52.897	2:07.252	2:43.516	215.9	25:48.603								
5	1	8:30.981	3:25.315	2:15.168	2:50.498	190.0	34:19.584								
6	1	6:08.929	58.316	2:17.871	2:52.742	205.4	40:28.513								
7	1	5:53.032	57.463	2:11.245	2:44.324	203.8	46:21.545								
8	1	5:55.416	58.110	2:11.641	2:45.665	215.5	52:16.961								
28 1.Jaap SINKE Austin-Healey 3000 Mk I 1961 GTS12 2.Wim JANZEN 3.Bart-Jan DEENIK															
1	1	6:12.123	1:16.476	2:12.135	2:43.512	171.0	14:19.328								
2	1	5:46.878	56.849	2:08.035	2:41.994	175.4	20:06.206								
3	1	5:51.247	54.938	2:07.555	2:48.754	182.4	25:57.453								
4	1	6:55.343	2:19.268	2:05.417	2:30.658	165.8	32:52.796								
5	1	5:27.235	52.722	2:05.966	2:28.547	207.3	38:20.031								
6	1	5:49.614	1:16.128	2:02.817	2:30.669	205.4	44:09.645								
7	1	5:19.437	50.998	2:00.962	2:27.477	210.5	49:29.082								
8	1	5:19.609	51.174	2:01.114	2:27.321	215.9	54:48.691								
29 1.Luis DELSO Abarth-Simca 1300 1960 GTS9 2.Carlos de MIGUEL 3.Jorge Benito DIAMANTOPC															
1	1	8:11.651	1:18.914	3:07.603	3:45.134	126.9	10:12.279								
2	1	8:31.190	1:13.213	3:33.120	3:44.857	85.7	18:43.469								
3	1	11:04.130	4:21.085	2:58.507	3:44.538	125.4	29:47.599								
30 1.Olivier MAZOYER MG A 1500 1959 GTS6B															
1	1	7:26.440	1:13.268	3:10.506	3:02.666	97.1	8:42.436								
2	1	6:38.436	1:17.212	2:27.417	2:53.807	186.8	15:20.872								
3	1	6:03.220	57.013	2:18.078	2:48.129	177.4	21:24.092								
4	1	6:22.882	56.938	2:20.870	3:05.074	162.6	27:46.974								
5	1	8:47.555	2:56.525	2:43.248	3:07.782	144.3	36:34.529								
6	1	6:48.405	1:07.883	2:37.937	3:02.585	153.2	43:22.934								
7	1	6:55.168	1:02.903	2:46.523	3:05.742	145.5	50:18.102								
31 1.Daniel NASH TVR Grantura Mk III 1962 GTS11 2.Stephen KEATING															
1	1	7:32.300	1:23.644	3:06.998	3:01.658	93.9	8:34.859								
32 1.Francisco GUZMAN GIRAZ Pablo GUZMAN VILLANUE Porsche 356 (A) 1600 Speedster 1959 GTS5B 2.Bernardo GUZMAN VILLA															
1	1	7:09.241	1:14.242	3:01.627	2:53.372	94.4	8:18.804								
2	1	6:21.523	1:14.779	2:20.199	2:46.545	187.1	14:40.327								
3	1	6:19.803	59.059	2:23.368	2:57.376	164.8	21:00.130								
4	1	9:37.340	4:04.864	2:30.905	3:01.571	177.7	30:37.470								
5	1	6:23.673	1:02.035	2:24.751	2:56.887	171.3	37:01.143								
6	1	6:35.169	1:04.159	2:25.279	3:05.731	160.7	43:36.312								
7	1	8:47.565	3:02.571	2:40.213	3:04.781	138.1	52:23.877								
33 1.Jean LAURENT-BELLUE Lotus Elite 1961 GTS4B 2.Marc MENANT															
1	1	7:30.994	1:14.592	2:45.623	3:30.779	139.2	9:43.633								
2	1	7:12.074	1:22.929	2:38.318	3:10.827	153.2	16:55.707								
3	1	8:45.991	2:41.167	2:45.613	3:19.211	156.3	25:41.698								
4	1	7:14.510	1:07.764	2:36.371	3:30.375	169.1	32:56.208								
5	1	11:12.902	5:18.956	2:41.231	3:12.715	143.2	44:09.110								
6	1	6:54.385	1:06.055	2:38.652	3:09.678	164.8	51:03.495								
34 1.Adrian Van der KROFT Morgan Plus 4 1959 GTS6B															
1	1	5:59.488	1:16.676	2:08.900	2:33.912	202.0	13:49.312								
2	1	5:34.061	52.473	2:07.821	2:33.767	194.4	19:23.373								
3	1	5:45.967	53.541	2:08.098	2:44.328	195.1	25:09.340								
4	1	6:59.428	2:15.210	2:08.993	2:35.225	197.9	32:08.768								
5	1	5:42.750	54.235	2:12.894	2:35.621	196.9	37:51.518								
6	1	5:54.862	1:11.852	2:09.075	2:33.935	193.7	43:46.380								
7	1	5:45.199	54.456	2:15.591	2:35.152	189.0	49:31.579								
8	1	5:55.162	52.836	2:10.042	2:52.284	198.7	55:26.741								
35 1.Serge LIBENS Austin-Healey 3000 Mk II 1962 GTS12 2.Christophe VAN RIET															
1	1	6:42.018	1:02.730	2:49.464	2:49.824	109.8	8:20.081								
2	1	8:42.508	3:48.237	2:12.785	2:41.486	173.4	17:02.589								
3	1	5:14.036	50.197	1:58.127	2:25.712	194.1	22:16.625								
4	1	5:36.895	49.544	1:58.697	2:48.654	201.2	27:53.520								
36 1.Martin H. SUCARI Porsche 356 (A) 1600 coupé 1958 GTS5B 2.Adrian SUCARI															
1	1	6:28.648	1:04.801			167.1	9:55.956								
2	1	6:25.927	1:12.438			155.6	16:21.883								
3	1	6:04.790	56.913			170.2	22:26.673								
4	1	6:06.102	56.800			180.9	28:32.775								
5	1	7:27.225	1:11.675			164.5	36:00.000								
6	1	7:36.019	2:12.725			181.8	43:36.019								
7	1	6:28.785	1:01.124			164.5	50:04.804								





30-1/2/3 | 2022
JUNE-JULY



PLATEAU 3 - GRID 3
LE MANS CLASSIC 2022
QUALIFYING - DAY PRACTICE

Sector Analysis

Personal Best Session Best B Crossing the finish line in pit lane

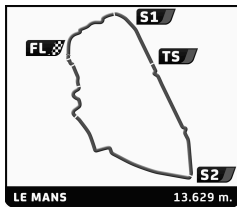
Table with columns: Lap, D, Time, Sector 1, Sector 2, Sector 3, T. Spd, Elapsed. Rows include driver names, car models, and lap times for various drivers like Robert INGRAM, Georges ROCCHIETTA, etc.

RICHARD MILLE





30-1/2/3 | 2022
JUNE-JULY



PLATEAU 3 - GRID 3
LE MANS CLASSIC 2022
QUALIFYING - DAY PRACTICE

Sector Analysis

Personal Best Session Best B Crossing the finish line in pit lane

Table with 11 columns: Lap, D, Time, Sector 1, Sector 2, Sector 3, T. Spd, Elapsed. Rows 6-8.

Driver 49: Gregor FISKEN, Christoff COWENS, Patrick BLAKENEY-EDWAR. Jaguar E-Type 3.8 1961. Lap 1-9 data.

Driver 50: Jacky LAGUERRE, Yann ZAGAME, Adrien LAGUERRE. CD 62 Panhard 1963. Lap 1-9 data.

Driver 51: Tom ALEXANDER, James ALEXANDER. Aston Martin DB4 GT 1960. Lap 1-8 data.

Driver 52: Mark ELLIS, Christopher WILKS, Mark DANIELL. MG A 1959. Lap 1-8 data.

Driver 53: Hans HUGENHOLTZ. Lister Jaguar Costin 1959. Lap 1-5 data.

Driver 54: François FILLON, André RAULIN. Austin-Healey 3000 Mk I BN7 1960. Lap 1-8 data.

Driver 55: Quirina LOUWMAN, James WOOD. Lotus 15 1959. Lap 1-7 data.

Driver 56: Alexander MUIRHEAD, Jeremy WELCH. Austin-Healey 3000 Mk II BN7 1964. Lap 1-8 data.

Driver 57: Antonio CARRISI, Roberto RESTELLI. Alfa Romeo Giulietta SZ 1962. Lap 1-3 data.

Driver 58: Gilles RIVOALLON. Chevrolet Corvette C1 Phase 2 1960. Lap 1-9 data.

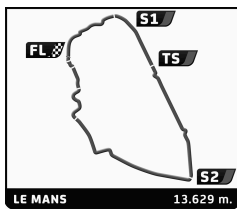
Driver 59: Alain RÜEDE. Lister Knobbly Chevrolet 1958. Lap 1 data.

RICHARD MILLE





30-1/2/3 | 2022
JUNE-JULY



PLATEAU 3 - GRID 3
LE MANS CLASSIC 2022
QUALIFYING - DAY PRACTICE

Sector Analysis

Personal Best Session Best B Crossing the finish line in pit lane

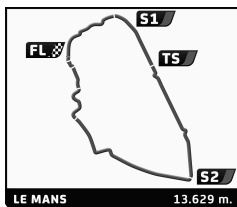
Table with columns: Lap, D, Time, Sector 1, Sector 2, Sector 3, T. Spd, Elapsed. Contains data for drivers 60-69 across multiple laps.

RICHARD MILLE





30-1/2/3 | 2022
JUNE-JULY



PLATEAU 3 - GRID 3
LE MANS CLASSIC 2022
QUALIFYING - DAY PRACTICE

Sector Analysis

Personal Best Session Best B Crossing the finish line in pit lane

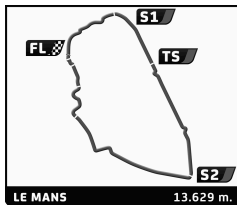
Table with columns: Lap, D, Time, Sector 1, Sector 2, Sector 3, T. Spd, Elapsed. Rows include driver names, car models, and lap times for various drivers like Steve BROOKS, Claudio SCALISE, Jakob V. HOLSTEIN, etc.

RICHARD MILLE





30-1/2/3 | 20
JUNE-JULY | 22



PLATEAU 3 - GRID 3
LE MANS CLASSIC 2022
QUALIFYING - DAY PRACTICE

Sector Analysis

■ Personal Best ■ Session Best B Crossing the finish line in pit lane

Lap	D	Time	Sector 1	Sector 2	Sector 3	T. Spd	Elapsed	Lap	D	Time	Sector 1	Sector 2	Sector 3	T. Spd	Elapsed
5	1	5:20.405	53.473	2:02.629	2:24.303	210.9	50:59.087								

RICHARD MILLE

