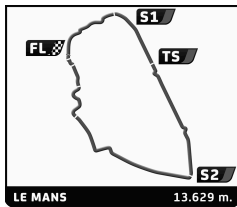




30-1/2/3 | 2022
JUNE-JULY



PLATEAU 2 - GRID 2
LE MANS CLASSIC 2022
RACE 3

Sector Analysis

Personal Best Session Best B Crossing the finish line in pit lane

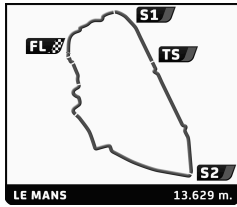
Table with columns: Lap D, Time, Sector 1, Sector 2, Sector 3, T. Spd, Elapsed. Rows 1-12 showing driver names, car models, and lap times for various categories like Jaguar XK120, Fiat 8V, Ferrari 250 MM, etc.

RICHARD MILLE





30-1/2/3 | 2022
JUNE-JULY



PLATEAU 2 - GRID 2
LE MANS CLASSIC 2022
RACE 3

Sector Analysis

Personal Best Session Best B Crossing the finish line in pit lane

Table with 11 columns: Lap, D, Time, Sector 1, Sector 2, Sector 3, T. Spd, Elapsed. Row 1: 1 1 6:25.466 1:14.091 2:20.228 2:51.147 171.5 6:25.466

14 1. Michel VERLIEFDEN Aston Martin DB2 Sports Saloon Coupé 1951 GTS7A
1 1 6:25.310 1:12.037 2:19.202 2:54.071 178.8 6:25.310

16 1. Lukas HALUSA Jaguar D-type 1954 TSRC6A
2. Alexander AMES
1 1 5:09.092 50.022 1:55.632 2:23.438 229.1 5:09.092

18 1. Mark SHEARS Morgan Plus 4 1952 GTP4A
2. Richard PLANT
1 1 7:04.033 1:29.391 2:29.599 3:05.043 152.6 7:04.033

19 1. François FOUQUET-HATE D.B HBR5 1958 GT3B
2. Luc BOUSQUET
1 1 7:37.606 1:46.159 2:39.893 3:11.554 163.8 7:37.606

20 1. Joseph WARD Frazer Nash Le Mans Replica 1953 GTS6A
1 1 6:41.490 1:17.094 2:27.491 2:56.905 174.8 6:41.490

21 1. Derek DRINKWATER Cadillac Le Monstre Type 61 Spider 1950 TSRC6A
1 1 7:09.573 1:30.814 2:34.261 3:04.498 159.0 7:09.573

22 1. Gabriel BALTHAZARD Porsche 356 (Pre-A) 1500 coupé 1952 GTS5A
2. Didier MARIS
1 1 6:21.017 1:05.325 2:20.111 2:55.581 184.6 6:21.017

23 1. François de GAILLARD 3. Guillaume de GAILLARD Panhard Monopole X86 1956 GTP1B
2. Geoffroy de GAILLARD 4. Léopold DE GAILLARD
1 1 8:31.812 1:59.201 2:57.639 3:34.972 133.6 8:31.812

24 1. Bernd LANGEWIESCHE Lotus Mark IX 1955 TSRC2A
2. Marco WERNER
1 1 6:37.205 1:38.591 2:14.054 2:44.560 166.0 6:37.205

25 1. Nigel WEBB Jaguar C-type 1952 TSRC6A
1 1 5:23.571 56.242 1:57.032 2:30.297 213.4 5:23.571

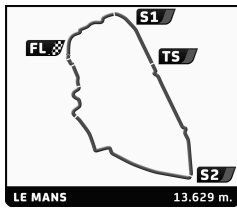
26 1. Patrick HELLO Lotus XI 1100 1957 TSRC2A
2. Fabrice PERRUCHOT
1 1 7:16.055 1:32.166 2:39.416 3:04.473 151.5 7:16.055

RICHARD MILLE





30-1/2/3 | 2022
JUNE-JULY



PLATEAU 2 - GRID 2
LE MANS CLASSIC 2022
RACE 3

Sector Analysis

Personal Best Session Best B Crossing the finish line in pit lane

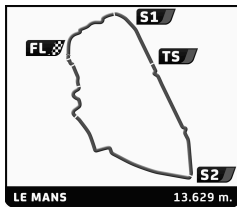
Table with columns: Lap, D, Time, Sector 1, Sector 2, Sector 3, T. Spd, Elapsed. Contains race data for drivers 27-39, including names, car models, and lap times.

RICHARD MILLE





30-1/2/3 | 2022
JUNE-JULY



PLATEAU 2 - GRID 2
LE MANS CLASSIC 2022
RACE 3

Sector Analysis

Personal Best Session Best B Crossing the finish line in pit lane

Table with columns: Lap, D, Time, Sector 1, Sector 2, Sector 3, T. Spd, Elapsed. Contains race data for various drivers and cars, including lap times and sector times.

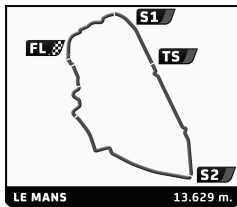
RICHARD MILLE





30-1/2/3 | 2022

JUNE-JULY



PLATEAU 2 - GRID 2

LE MANS CLASSIC 2022

RACE 3

Sector Analysis

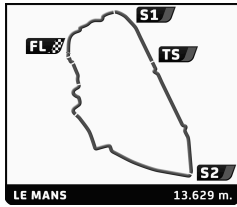
Personal Best Session Best B Crossing the finish line in pit lane

Lap	D	Time	Sector 1	Sector 2	Sector 3	T. Spd	Elapsed	Lap	D	Time	Sector 1	Sector 2	Sector 3	T. Spd	Elapsed
4	1	8:28.127	2:34.563	2:41.195	3:12.369	160.9	30:26.267	5	1	5:38.747 B	51.647	2:09.417	2:37.683	191.0	28:06.800
5	1	6:48.227	1:03.740	2:39.323	3:05.164	153.5	37:14.494	6	1	7:33.543	2:21.852	2:17.396	2:54.295	160.2	35:40.343
6	1	7:17.251	1:03.102	2:37.759	3:36.390	163.3	44:31.745	7	1	7:06.179	1:01.255	2:20.293	3:44.631	160.0	42:46.522
54 1.Zdenek KASPAR 3.David KARASEK Aero Minor Sport 750 1949 TSRC1A 2.Michal FRONEK 4.Jaroslav PRASEK								65 1.Richard HADJIMEGRIAN Austin-Healey 100-4 1955 GTS7B 2.Adrien DUTOUR							
1	1	16:36.213 B	4:34.961	6:06.188	5:55.064	113.1	16:36.213	1	1	6:13.626	1:10.511	2:17.069	2:46.046	168.1	6:13.626
2	1	16:19.060	5:02.920	2:59.808	8:16.332	137.8	32:55.273	2	1	6:11.949	56.138	2:31.410	2:44.401	195.1	12:25.575
3	1	7:45.893	1:09.108	3:00.846	3:35.939	137.4	40:41.166	3	1	6:02.875 B	56.773	2:15.431	2:50.671	195.1	18:28.450
4	1	7:45.314	1:09.672	3:01.442	3:34.200	138.7	48:26.480	4	1	7:46.130	2:33.954	2:19.930	2:52.246	197.2	26:14.580
55 1.Michel BLANCHARD D.B HBR 1954 TSRC1A 2.Karine BLANCHARD								66 1.Guy Fabrice MESTROT Triumph TR2 1954 GTS6A 2.José DA ROCHA							
1	1	8:44.607	2:01.075			137.4	8:44.607	1	1	5:54.933	57.979	2:16.773	2:40.181	183.0	5:54.933
2	1	8:14.341 B	1:15.315			132.1	16:58.948	2	1	5:50.961	54.882	2:16.695	2:39.384	184.6	11:45.894
3	1	9:09.713	2:31.646			152.4	26:08.661	3	1	5:49.378 B	55.246	2:11.830	2:42.302	188.1	17:35.272
4	1	7:48.776	1:13.588			145.5	33:57.437	4	1	7:18.446	2:17.091	2:17.392	2:43.963	180.3	24:53.718
5	1	8:12.661	1:13.395			149.1	42:10.098	5	1	5:50.979	55.327	2:15.575	2:40.077	167.3	30:44.697
6	1	7:43.074	1:13.268			147.4	49:53.172	6	1	5:55.860	54.924	2:17.088	2:43.848	182.4	36:40.557
60 1.Philippe GAYRAUD D.B HBR 1952 TSRC2A 2.Claude GAYRAUD								67 1.Robert FRANCIS Allard J2 1951 TSRC6B 2.John THOMPSON							
1	1	7:42.022	1:42.598	2:44.268	3:15.156	154.5	7:42.022	1	1	6:20.259	1:04.357	2:20.320	2:55.582	154.5	6:20.259
2	1	7:07.639	1:05.696	2:40.474	3:21.469	158.6	14:49.661	2	1	6:15.486	57.563	2:25.329	2:52.594	162.3	12:35.745
3	1	7:06.208 B	1:03.858	2:40.759	3:21.591	158.3	21:55.869	3	1	5:59.209	57.038	2:13.349	2:48.822	180.9	18:34.954
4	1	8:28.101	2:35.808	2:40.946	3:11.347	162.3	30:23.970	4	1	6:25.569 B	56.814	2:16.256	3:12.499	175.4	25:00.523
5	1	6:53.464	1:03.847	2:40.377	3:09.240	156.3	37:17.434	5	1	7:11.152	2:26.606	2:04.130	2:40.416	205.4	32:11.675
6	1	7:20.818	1:04.070	2:41.104	3:35.644	159.7	44:38.252	6	1	5:36.120	53.410	2:04.735	2:37.975	172.1	37:47.795
61 1.Didier MARTY Frazer Nash Le Mans Replica 1950 TSRC4A 2.Michel CAZALOT								68 1.David GRAUS Porsche 356 (Pre-A) 1500 Speedster 1956 GTS5B 2.Ivan VERCOUTERE 3.Martin STRETTON							
1	1	6:53.869	1:28.642	2:27.191	2:58.036	177.1	6:53.869	1	1	5:52.074	1:02.251	2:12.218	2:37.605	186.5	5:52.074
2	1	6:17.392	1:00.024	2:23.109	2:54.259	186.1	13:11.261	2	1	5:47.934	54.766	2:14.041	2:39.127	186.1	11:40.008
3	1	6:21.395 B	59.750	2:21.143	3:00.502	194.1	19:32.656	3	1	5:48.311	54.509	2:15.305	2:38.497	184.6	17:28.319
4	1	7:38.220	2:18.457	2:22.860	2:56.903	165.8	27:10.876	4	1	5:57.159 B	54.030	2:18.016	2:45.113	177.1	23:25.478
5	1	6:17.026	59.475	2:23.099	2:54.452	148.7	33:27.902	5	1	8:59.746	2:42.273	2:47.726	3:29.747	151.5	32:25.224
6	1	6:22.044	1:01.983	2:21.554	2:58.507	159.7	39:49.946	6	1	7:13.122	1:11.394	2:40.648	3:21.080	152.8	39:38.346
7	1	6:22.390	1:01.027	2:22.662	2:58.701	167.1	46:12.336								
63 1.Carlo INCERTI Osca MT4 1955 TSRC3A								69 1.François COINTREAU Talbot-Lago T26 GS 1951 TSRC6A							
1	1	6:49.573	1:24.987	2:24.881	2:59.705	172.9	6:49.573	1	1	7:08.608	1:23.689	2:36.288	3:08.631	166.6	7:08.608
2	1	6:50.519 B	1:02.686	2:33.445	3:14.388	159.5	13:40.092	2	1	6:30.613	1:01.125	2:29.677	2:59.811	150.7	13:39.221
3	1	7:54.638	2:29.650	2:26.070	2:58.918	180.6	21:34.730	3	1	6:28.772	1:00.639	2:28.131	3:00.002	152.0	20:07.993
4	1	6:27.749	1:01.942	2:27.262	2:58.545	160.0	28:02.479	4	1	6:48.680	1:01.739	2:35.107	3:11.834	163.6	26:56.673
5	1	6:31.605	1:02.139	2:26.725	3:02.741	161.4	34:34.084	5	1	6:45.129	1:01.656	2:41.500	3:01.973	143.4	33:41.802
6	1	7:02.947	1:02.331	2:28.939	3:31.677	148.2	41:37.031	6	1	6:32.363	1:02.602	2:22.175	3:07.586	184.2	40:14.165
7	1	6:52.733	1:03.703	2:36.351	3:12.679	149.1	48:29.764	7	1	6:25.561	1:00.423	2:25.919	2:59.219	157.2	46:39.726
64 1.Jaime BERGEL Austin-Healey 100 S AHS 1954 GTS7B 2.Miguel Angel de CASTRO 3.Emanuele PIRRO															
1	1	5:41.946	56.303	2:10.542	2:35.101	190.0	5:41.946								
2	1	5:33.341	51.921	2:08.297	2:33.123	196.2	11:15.287								
3	1	5:32.464	51.995	2:07.466	2:33.003	196.2	16:47.751								
4	1	5:40.302	53.930	2:09.875	2:36.497	191.7	22:28.053								





30-1/2/3 | 2022
JUNE-JULY



PLATEAU 2 - GRID 2
LE MANS CLASSIC 2022
RACE 3

Sector Analysis

Personal Best Session Best B Crossing the finish line in pit lane

Lap D Time Sector 1 Sector 2 Sector 3 T. Spd Elapsed

73 1.Philippe BOUTEVIN 3.Arnaud DUPIN D.B HBR5 1960 GT3B
2.Alexandre MOREAU-LESPI
1 1 7:33.538 1:40.559 2:38.263 3:14.716 171.5 7:33.538
2 1 6:59.194 1:04.177 2:39.867 3:15.150 158.8 14:32.732
3 1 7:02.056B 1:04.292 2:38.467 3:19.297 166.3 21:34.788
4 1 8:21.011 2:33.952 2:39.463 3:07.596 160.9 29:55.799
5 1 6:50.542 1:03.330 2:39.402 3:07.810 166.6 36:46.341
6 1 7:24.703 1:03.492 2:38.190 3:43.021 171.0 44:11.044
7 1 6:52.076 1:04.492 2:38.433 3:09.151 167.8 51:03.120

74 1.Dominique BALDY 3.Romain GRABOWSKI D.B HBR 1951 TSRC2A
2.Hugo BALDY 4.Christophe BERTHELOT
1 1 8:51.383 1:53.198 3:13.400 3:44.785 124.0 8:51.383
2 1 8:56.035B 1:19.612 3:29.046 4:07.377 112.4 17:47.418
3 1 18:45.272 ... 3:40.536 4:04.863 113.0 36:32.690
4 1 9:07.798 1:20.484 3:31.200 4:16.114 110.4 45:40.488

75 1.Friedhelm TANG DKW Monza 1957 TSRC2A
1 1 7:41.346 1:35.142 2:47.745 3:18.459 155.4 7:41.346
2 1 7:17.100 1:05.885 2:46.144 3:25.071 153.9 14:58.446
3 1 8:22.271B 1:06.590 3:13.192 4:02.489 154.5 23:20.717
4 1 9:52.675 2:29.022 3:24.011 3:59.642 117.4 33:13.392
5 1 9:00.368 1:20.281 3:32.779 4:07.308 113.1 42:13.760
6 1 8:55.686 1:23.973 3:30.691 4:01.022 111.9 51:09.446

76 1.Laurent DESPLACES 2.Jean-Luc BOIS Aston Martin DB2 Sports Saloon Coupé 1952 GT57A
1 1 6:25.981 1:13.427 2:19.706 2:52.848 169.1 6:25.981
2 1 6:15.932 58.830 2:24.756 2:52.346 181.8 12:41.913
3 1 6:06.514 59.637 2:18.191 2:48.686 184.9 18:48.427
4 1 6:19.147B 57.935 2:17.996 3:03.216 172.3 25:07.574
5 1 7:39.203 2:22.345 2:20.497 2:56.361 176.5 32:46.777
6 1 6:25.067 1:00.420 2:19.311 3:05.336 161.2 39:11.844
7 1 6:21.715 1:02.581 2:21.176 2:57.958 176.5 45:33.559

77 1.Harold GODDIJN 2.Alexander GODDIJN Maserati 200S 1955 TBC4A
1 1 6:10.834 1:10.128 2:16.789 2:43.917 169.7 6:10.834
2 1 6:15.174B 54.247 2:32.887 2:48.040 177.7 12:26.008
3 1 6:41.660B 1:38.778 2:16.506 2:46.376 180.9 19:07.668
4 1 7:26.287 2:24.343 2:13.050 2:48.894 200.5 26:33.955
5 1 6:04.105 57.932 2:15.041 2:51.132 170.7 32:38.060
6 1 6:11.020 58.902 2:13.167 2:58.951 182.4 38:49.080
7 1 7:54.648B 1:13.332 2:59.398 3:41.918 132.3 46:43.728

78 1.Marc GORDON 2.Read GOMM Jaguar XK140 Coupe 1955 GT57B
1 1 6:29.293 1:17.768 2:18.257 2:53.268 179.1 6:29.293
2 1 6:13.778 59.279 2:23.615 2:50.884 173.4 12:43.071
3 1 6:08.777B 59.025 2:16.988 2:52.764 165.8 18:51.848
4 1 7:23.857 2:25.903 2:16.168 2:41.786 189.7 26:15.705
5 1 5:52.214 57.286 2:12.921 2:42.007 191.7 32:07.919
6 1 5:46.689 55.535 2:12.000 2:39.154 174.5 37:54.608

Lap D Time Sector 1 Sector 2 Sector 3 T. Spd Elapsed
7 1 6:27.240 55.477 2:13.554 3:18.209 194.8 44:21.848
8 1 5:58.023 55.707 2:13.004 2:49.312 187.7 50:19.871

79 1.Olivier BLANPAIN 3.Fédéric WEBER Austin-Healey 100 M Le Mans 1954 GT57A
2.Raphael HINDERYCKX
1 1 6:02.348 1:05.076 2:15.625 2:41.647 189.4 6:02.348
2 1 5:48.350 54.339 2:13.241 2:40.770 205.4 11:50.698
3 1 5:49.497 54.469 2:13.185 2:41.843 202.0 17:40.195
4 1 5:57.370B 54.711 2:12.905 2:49.754 206.2 23:37.565
5 1 8:00.618 2:33.452 2:29.610 2:57.556 147.1 31:38.183
6 1 6:31.800 58.722 2:34.606 2:58.472 140.6 38:09.983
7 1 6:58.022 59.693 2:35.699 3:22.630 151.5 45:08.005

80 1.Gerwalt MUHLE 3.Tobias KLAES Porsche 356 (A) 1300 S coupé 1956 GT58B
2.Christian LOCH
1 1 7:45.499 1:39.138 2:46.132 3:20.229 144.0 7:45.499
2 1 7:07.088 1:05.842 2:41.668 3:19.578 139.9 14:52.587
3 1 6:57.813B 1:04.875 2:35.685 3:17.253 151.3 21:50.400
4 1 8:09.420 2:28.939 2:34.315 3:06.166 157.7 29:59.820
5 1 6:38.949 1:07.898 2:28.672 3:02.379 159.7 36:38.769
6 1 7:13.539 1:03.050 2:29.644 3:40.845 159.3 43:52.308
7 1 6:27.508 1:01.169 2:26.065 3:00.274 169.7 50:19.816

