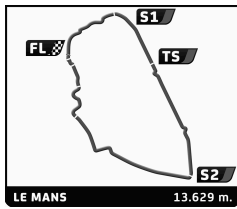




30-1/2/3 | 2022  
JUNE-JULY



PLATEAU 2 - GRID 2  
LE MANS CLASSIC 2022  
FREE PRACTICE - NIGHT PRACTICE

Sector Analysis

Personal Best Session Best B Crossing the finish line in pit lane

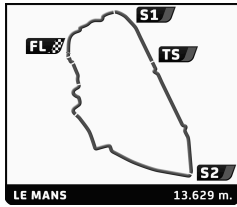
Table with columns: Lap D, Time, Sector 1, Sector 2, Sector 3, T. Spd, Elapsed. Rows 1-26 showing driver names, car models, and lap times for various categories.

RICHARD MILLE





30-1/2/3 | 2022  
JUNE-JULY



PLATEAU 2 - GRID 2  
LE MANS CLASSIC 2022  
FREE PRACTICE - NIGHT PRACTICE

Sector Analysis

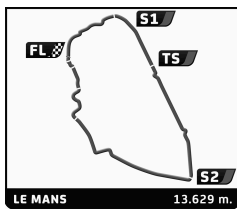
Personal Best Session Best B Crossing the finish line in pit lane

Table with columns: Lap, D, Time, Sector 1, Sector 2, Sector 3, T. Spd, Elapsed. Rows 27-44 showing driver names, car models, and lap times.





30-1/2/3 | 2022  
JUNE-JULY



PLATEAU 2 - GRID 2  
LE MANS CLASSIC 2022  
FREE PRACTICE - NIGHT PRACTICE

Sector Analysis

Personal Best Session Best B Crossing the finish line in pit lane

Table with columns: Lap, D, Time, Sector 1, Sector 2, Sector 3, T. Spd, Elapsed. Contains driver data for cars 46-55 and 57-65, including names, car models, and lap times.

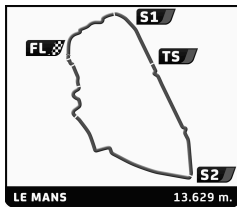
RICHARD MILLE





# 30-1/2/3 | 2022

## JUNE-JULY



### PLATEAU 2 - GRID 2

#### LE MANS CLASSIC 2022

#### FREE PRACTICE - NIGHT PRACTICE

### Sector Analysis

■ Personal Best ■ Session Best ■ Crossing the finish line in pit lane

Lap	D	Time	Sector 1	Sector 2	Sector 3	T. Spd	Elapsed	Lap	D	Time	Sector 1	Sector 2	Sector 3	T. Spd	Elapsed
Porsche 356 (Pre-A) 1500 Speedster 1956															
<b>68</b>			1. David GRAUS		3. Martin STRETTON		GTS5B								
			2. Ivan VERCOUTERE												
1	1	6:25.111					7:21.612								
2	1	<b>6:04.388</b>					13:26.000								
D.B HBR5 1960															
<b>73</b>			1. Philippe BOUTEVIN		3. Arnaud DUPIN		GT3B								
			2. Alexandre MOREAU-LESPI												
1	1	<b>10:50.366</b> B					11:10.770								
D.B HBR 1951															
<b>74</b>			1. Dominique BALDY		3. Romain GRABOWSKI		TSRC2A								
			2. Hugo BALDY		4. Christophe BERTHELOT										
1	1	9:08.430 B	1:21.082	<b>3:26.733</b>	4:20.615	113.9	10:37.932								
2	1	9:40.467	2:09.779	3:31.601	3:59.087	111.1	20:18.399								
3	1	<b>8:39.903</b>	<b>1:15.682</b>	3:28.689	<b>3:55.532</b>	107.8	28:58.302								
DKW Monza 1957															
<b>75</b>			1. Friedhelm TANG				TSRC2A								
1	1	7:48.516	1:14.849	2:57.328	3:36.339	142.1	9:32.716								
2	1	7:31.511	1:09.956	2:55.658	3:25.897	143.6	17:04.227								
3	1	7:26.103	1:08.195	2:51.418	3:26.490	144.1	24:30.330								
4	1	<b>7:19.436</b>	<b>1:07.651</b>	<b>2:50.031</b>	<b>3:21.754</b>	150.7	31:49.766								
Maserati 200S 1955															
<b>77</b>			1. Harold GODDIJN				TBC4A								
			2. Alexander GODDIJN												
1	1	7:01.645	1:12.072	2:36.064	3:13.509	120.6	7:51.479								
2	1	<b>6:41.671</b> B	1:02.763	2:29.657	<b>3:09.251</b>	159.5	14:33.150								
3	1	8:27.136	2:51.519	<b>2:21.164</b>	3:14.453	180.6	23:00.286								
4	1	6:43.542	<b>1:02.205</b>	2:27.881	3:13.456	129.3	29:43.828								
Jaguar XK140 Coupe 1955															
<b>78</b>			1. Marc GORDON				GTS7B								
			2. Read GOMM												
1	1	7:14.806	1:10.440	2:48.358	3:16.008	117.0	7:48.118								
2	1	7:09.082 B	1:03.533	2:41.208	3:24.341	143.0	14:57.200								
3	1	8:20.691	2:56.211	2:25.422	<b>2:59.058</b>	143.4	23:17.891								
4	1	<b>6:26.729</b>	<b>1:00.174</b>	<b>2:24.323</b>	3:02.232	147.8	29:44.620								
Austin-Healey 100 M 'Le Mans' 1954															
<b>79</b>			1. Olivier BLANPAIN		3. Frédéric WEBER		GTS7A								
			2. Raphael HINDERYCKX												
1	1	6:45.660	1:05.676	2:27.382	3:12.602	163.3	6:52.756								
2	1	6:51.148 B	1:03.898	2:28.891	3:18.359	152.0	13:43.904								
3	1	8:17.483	2:50.075	2:31.178	2:56.230	150.3	22:01.387								
4	1	<b>6:19.311</b>	<b>1:00.905</b>	<b>2:26.161</b>	<b>2:52.245</b>	153.7	28:20.698								
Porsche 356 (A) 1300 S coupé 1956															
<b>80</b>			1. Gerwalt MUHLE		3. Tobias KLAES		GT5B								
			2. Christian LOCH												
1	1	8:33.236	1:21.087	3:17.515	3:54.634	131.2	10:04.640								
2	1	7:54.972	1:14.354	3:04.586	3:36.032	129.0	17:59.612								
3	1	<b>7:42.560</b>	<b>1:10.147</b>	<b>2:57.064</b>	<b>3:35.349</b>	137.3	25:42.172								

