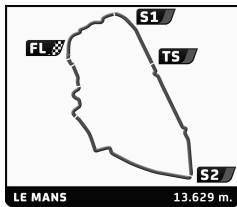




30-1/2/3 | 2022
JUNE-JULY



PLATEAU 2 - GRID 2
LE MANS CLASSIC 2022
QUALIFYING - DAY PRACTICE

Sector Analysis

Personal Best Session Best B Crossing the finish line in pit lane

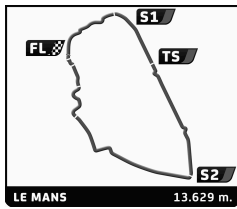
Table with columns: Lap, D, Time, Sector 1, Sector 2, Sector 3, T. Spd, Elapsed. Contains driver data for 11 different cars, including Jaguar XK120, Fiat 8V, Ferrari 250 MM, Maserati 300 S, AC Ace Bristol, and Cooper T39.

RICHARD MILLE





30-1/2/3 | 2022
JUNE-JULY



PLATEAU 2 - GRID 2
LE MANS CLASSIC 2022
QUALIFYING - DAY PRACTICE

Sector Analysis

Personal Best Session Best B Crossing the finish line in pit lane

Table with columns: Lap, D, Time, Sector 1, Sector 2, Sector 3, T. Spd, Elapsed. Contains data for drivers 12-24 across various car models like Triumph TR2, Aston Martin DB2, Alfa Romeo, Jaguar, Cooper, Morgan, and Lotus.

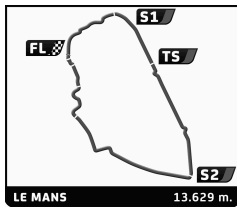
RICHARD MILLE





30-1/2/3 | 2022

JUNE-JULY



PLATEAU 2 - GRID 2

LE MANS CLASSIC 2022

QUALIFYING - DAY PRACTICE

Sector Analysis

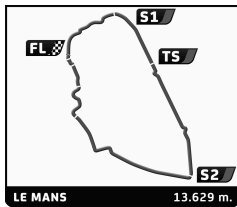
■ Personal Best ■ Session Best B Crossing the finish line in pit lane

Lap	D	Time	Sector 1	Sector 2	Sector 3	T. Spd	Elapsed	Lap	D	Time	Sector 1	Sector 2	Sector 3	T. Spd	Elapsed
25 1.Nigel WEBB Jaguar C-type 1952 TSRC6A								30 1.Jean-François PENILLARD Porsche 356 (Pre-A) 1300 coupé 1954 GTS4A							
1	1	6:26.346	1:02.597			139.5	7:48.734	1	1	7:09.787	1:19.644			154.1	7:33.375
2	1	5:59.796	58.906			167.3	13:48.530	2	1	6:20.670	59.082			163.1	13:54.045
3	1	5:39.932	B 53.536			193.4	19:28.462	3	1	6:35.489	B 59.880			162.8	20:29.534
4	1	6:50.720	2:07.417			193.0	26:19.182	4	1	8:50.672	3:28.099			172.1	29:20.206
5	1	5:45.952	54.256			167.8	32:05.134	5	1	6:18.697	58.944			159.0	35:38.903
6	1	5:44.730	54.721			187.7	37:49.864	6	1	6:14.989	58.247			175.7	41:53.892
7	1	5:29.028	52.393			208.1	43:18.892	7	1	6:24.920	1:03.446			161.6	48:18.812
8	1	5:42.578	53.957			192.0	49:01.470	8	1	6:23.931	1:02.552			161.2	54:42.743
9	1	5:39.603	53.996			201.2	54:41.073								
26 1.Patrick HELLO Lotus XI 1100 1957 TSRC2A								31 1.Laurent PAULUS Austin-Healey 100-4 1954 GTS7A							
1	1	7:18.145	1:10.174			147.4	9:14.647	1	1	6:35.481	1:03.522			144.9	7:37.410
2	1	6:50.585	1:03.647			158.8	16:05.232	2	1	6:17.275	B 58.157			175.4	13:54.685
3	1	6:50.936	B 1:01.331			164.3	22:56.168	3	1	10:15.478	5:09.573			178.8	24:10.163
4	1	8:57.617	3:12.824			163.6	31:53.785	4	1	6:04.379	56.263			168.6	30:14.542
5	1	6:46.939	1:02.009			168.9	38:40.724	5	1	6:03.223	55.647			150.1	36:17.765
6	1	6:43.259	1:05.165			163.6	45:23.983	6	1	6:03.913	56.000			185.5	42:21.678
7	1	6:50.390	1:01.626			164.1	52:14.373	7	1	6:16.549	1:07.996			175.7	48:38.227
								8	1	6:12.014	B 55.935			182.4	54:50.241
27 1.Gaël REGENT Lotus Mark IX 1955 TSRC2A								32 1.Laurent PALANQUE D.B HBR5 1957 GT3B							
1	1	6:32.676	1:02.005			147.1	7:56.052	1	1	8:32.216	1:20.871			126.8	10:15.555
2	1	5:57.720	55.031			184.2	13:53.772	2	1	8:42.034	1:39.778			133.2	18:57.589
3	1	5:48.834	54.689			191.7	19:42.606	3	1	8:20.118	B 1:16.407			133.4	27:17.707
4	1	5:58.539	B 54.120			200.5	25:41.145	4	1	10:41.579	3:46.362			142.6	37:59.286
5	1	9:48.833	3:51.544			132.0	35:29.978	5	1	8:06.204	1:15.919			138.3	46:05.490
6	1	6:41.281	1:03.014			149.1	42:11.259	6	1	8:08.415	1:15.292			129.3	54:13.905
7	1	6:55.269	1:05.563			158.1	49:06.528								
8	1	6:48.958	1:09.607			161.2	55:55.486								
28 1.Bruno SCHOCH Austin-Healey 100 M 'Le Mans' 1956 GTS7B								33 1.Sébastien BERCHON Austin-Healey 100 S 1956 GTP5B							
1	1	8:06.591	1:16.084			99.6	9:58.914	1	1	6:02.023	59.729			145.9	7:03.717
2	1	7:40.494	1:13.389			125.6	17:39.408	2	1	5:36.120	52.641			205.0	12:39.837
3	1	7:46.540	B 1:14.370			138.0	25:25.948	3	1	5:34.527	52.766			209.7	18:14.364
4	1	9:57.140	4:09.869			150.7	35:23.088	4	1	5:59.508	B 55.224			186.1	24:13.872
5	1	6:45.640	1:02.242			149.9	42:08.728	5	1	7:14.811	2:23.777			209.3	31:28.683
6	1	6:42.805	1:04.110			149.3	48:51.533	6	1	5:39.691	52.681			201.2	37:08.374
7	1	6:50.559	1:03.572			166.6	55:42.092	7	1	5:33.111	52.005			210.9	42:41.485
								8	1	5:48.539	B 52.298			195.1	48:30.024
29 1.Carlos de MIGUEL Lancia Aurelia B20 1953 GTS6A								34 1.Guy VERHOFSTADT Aston Martin DB2/4 MKI 1954 GTS7A							
1	1	7:30.980	1:14.284			130.7	8:20.024	1	1	7:13.100	1:12.692			131.6	8:50.455
2	1	7:33.664	B 1:09.234			136.2	15:53.688	2	1	6:50.677	1:11.033			146.1	15:41.132
3	1	9:13.788	3:17.234			151.8	25:07.476	3	1	6:46.950	B 1:03.951			158.6	22:28.082
4	1	6:58.279	1:06.986			165.3	32:05.755	4	1	8:31.130	3:04.368			163.8	30:59.212
5	1	7:00.488	B 1:04.290			156.8	39:06.243	5	1	6:09.095	1:01.116			175.9	37:08.307
6	1	10:51.225	3:36.300			110.1	49:57.468	6	1	6:00.442	59.899			181.2	43:08.749
7	1	8:18.206	1:16.697			110.8	58:15.674	7	1	6:02.178	56.964			174.3	49:10.927
								8	1	6:21.069	1:02.636			176.2	55:31.996





30-1/2/3 | 2022
JUNE-JULY



PLATEAU 2 - GRID 2
LE MANS CLASSIC 2022
QUALIFYING - DAY PRACTICE

Sector Analysis

Personal Best Session Best B Crossing the finish line in pit lane

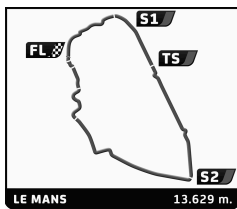
Table with columns: Lap, D, Time, Sector 1, Sector 2, Sector 3, T. Spd, Elapsed. Rows include driver names, car models, and lap times for various categories like Austin-Healey 100-4 1956, Aston Martin DB3S 1955, Jaguar XK120 OTS 1951, etc.





30-1/2/3 | 2022

JUNE-JULY



PLATEAU 2 - GRID 2

LE MANS CLASSIC 2022

QUALIFYING - DAY PRACTICE

Sector Analysis

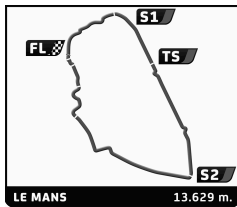
■ Personal Best ■ Session Best B Crossing the finish line in pit lane

Lap	D	Time	Sector 1	Sector 2	Sector 3	T. Spd	Elapsed	Lap	D	Time	Sector 1	Sector 2	Sector 3	T. Spd	Elapsed
46 Renault 4CV 1950 TC1A															
1.		Alain SERPAGGI													
2.		Géraldine GAUDY													
1	1	7:44.199	1:10.307			125.4	9:48.920	1	1	6:40.382	1:08.390			178.5	8:14.575
2	1	7:39.429	1:09.068			136.2	17:28.349	2	1	6:13.871	1:00.059			166.8	14:28.446
3	1	7:38.202	1:08.742			137.6	25:06.551	3	1	6:07.820	57.513			192.7	20:36.266
4	1	11:07.138	3:57.862			125.6	36:13.689	4	1	6:32.463	B 57.802			164.1	27:08.729
5	1	8:29.345	1:17.105			126.0	44:43.034	5	1	8:43.414	3:05.637			133.9	35:52.143
6	1	8:33.443	1:16.816			119.0	53:16.477	6	1	6:33.118	1:04.353			140.4	42:25.261
								7	1	6:39.694	1:05.485			157.4	49:04.955
								8	1	6:33.369	1:05.101			163.6	55:38.324
47 Renault 4CV 1950 TC1A															
1.		Patrick HENRY													
2.		Julien SAUNIER													
1	1	7:49.461	1:11.484			124.0	9:55.502	1	1	7:45.427	1:17.084			124.2	9:15.914
2	1	7:33.789	1:10.295			141.9	17:29.291	2	1	7:46.488	1:11.812			139.5	17:02.402
3	1	8:16.524	B 1:09.778			125.9	25:45.815	3	1	7:16.265	1:09.082			158.8	24:18.667
4	1	9:38.877	3:09.454			138.7	35:24.692	4	1	7:34.091	B 1:06.434			154.5	31:52.758
5	1	7:21.278	1:08.126			146.3	42:45.970	5	1	10:18.525	3:57.770			127.6	42:11.283
6	1	7:40.149	B 1:08.283			146.3	50:26.119	6	1	7:20.078	1:10.905			158.3	49:31.361
								7	1	7:09.816	1:05.474			157.0	56:41.177
48 Renault 4CV 1950 TC1A															
1.		Jean-Pierre PREVOT													
2.		Christian CHAMBORD													
1	1	7:48.684	1:11.735			126.9	9:55.359	1	1	8:41.664	1:19.943			104.1	9:59.643
2	1	8:20.960	B 1:12.576			122.2	18:16.319	2	1	8:40.360	B 1:15.935			110.5	18:40.003
3	1	15:57.138	9:12.560			140.3	34:13.457	3	1	11:02.673	4:12.199			120.9	29:42.676
4	1	7:46.104	1:13.113			142.1	41:59.561	4	1	8:04.712	1:11.103			132.9	37:47.388
5	1	7:40.389	1:10.491			144.5	49:39.950								
6	1	7:43.168	1:12.181			140.8	57:23.118								
49 Jowett Jupiter 1951 GTSSA															
1.		Harry NAERGER													
2.		Chris BATES													
			3.			Tom LEOPOLD									
1	1	7:38.204	1:12.699			130.2	8:54.534	1	1	8:07.449	1:19.742			128.4	9:53.148
2	1	7:29.991	1:11.440			142.6	16:24.525	2	1	8:06.259	1:13.946			139.0	17:59.407
3	1	7:29.926	B 1:11.278			145.9	23:54.451	3	1	29:19.488	B 1:15.738			155.9	47:18.895
4	1	8:22.568	2:48.248			166.3	32:17.019	4	1	8:56.164	1:27.141			124.2	56:15.059
5	1	6:35.761	1:04.362			164.3	38:52.780								
6	1	6:48.221	B 1:06.635			169.4	45:41.001								
50 Porsche 550 Spyder 1956 TSRC3A															
1.		RICCI													
2.		Frederic STOEISSER													
1	1	7:24.102	1:14.124			146.5	9:16.524	1	1	6:10.293	1:02.662			147.1	7:13.175
2	1	7:28.959	B 1:05.060			158.1	16:45.483	2	1	5:33.771	52.178			201.2	12:46.946
3	1	14:58.025	9:09.339			170.2	31:43.508	3	1	5:28.948	51.516			205.0	18:15.894
4	1	7:05.042	B 1:07.942			166.3	38:48.550	4	1	6:04.952	B 55.886			184.6	24:20.846
5	1	12:12.819	6:27.385			155.0	51:01.369								
51 DKW Monza 1956 TSRC2A															
1.		Alain MARIE													
2.		Franck MARIE													
1	1	8:00.387	1:19.684			125.3	9:23.932	1	1	8:40.280	1:20.988			129.1	9:55.466
2	1	7:50.553	1:13.968			126.6	17:14.485	2	1	8:55.657	B 1:19.346			121.9	18:51.123
3	1	7:38.737	1:11.595			132.6	24:53.222	3	1	18:51.642	...			103.2	37:42.765
4	1	8:06.807	B 1:11.854			123.0	33:00.029	4	1	9:26.790	1:25.528			108.9	47:09.555
5	1	10:03.024	2:56.240			118.5	43:03.053	5	1	9:19.317	1:24.242			94.1	56:28.872
6	1	7:59.857	1:16.441			146.5	51:02.910								
52 AC Ace Bristol 1960 GTS6B															
1.		Mark RICHARDSON													
2.		Julian MAYNARD													
1	1	6:40.382	1:08.390			178.5	8:14.575	1	1	7:45.427	1:17.084			124.2	9:15.914
2	1	6:13.871	1:00.059			166.8	14:28.446	2	1	7:46.488	1:11.812			139.5	17:02.402
3	1	6:07.820	57.513			192.7	20:36.266	3	1	7:16.265	1:09.082			158.8	24:18.667
4	1	6:32.463	B 57.802			164.1	27:08.729	4	1	7:34.091	B 1:06.434			154.5	31:52.758
5	1	8:43.414	3:05.637			133.9	35:52.143	5	1	10:18.525	3:57.770			127.6	42:11.283
6	1	6:33.118	1:04.353			140.4	42:25.261	6	1	7:20.078	1:10.905			158.3	49:31.361
7	1	6:39.694	1:05.485			157.4	49:04.955	7	1	7:09.816	1:05.474			157.0	56:41.177
8	1	6:33.369	1:05.101			163.6	55:38.324								
53 D.B HBR Spyder Le Mans 1959 TSRC2B															
1.		Antoine LAUREAU													
2.		Vincent DURSEN													
1	1	7:45.427	1:17.084			124.2	9:15.914	1	1	8:41.664	1:19.943			104.1	9:59.643
2	1	7:46.488	1:11.812			139.5	17:02.402	2	1	8:40.360	B 1:15.935			110.5	18:40.003
3	1	7:16.265	1:09.082			158.8	24:18.667	3	1	11:02.673	4:12.199			120.9	29:42.676
4	1	7:34.091	B 1:06.434			154.5	31:52.758	4	1	8:04.712	1:11.103			132.9	37:47.388
5	1	10:18.525	3:57.770			127.6	42:11.283								
6	1	7:20.078	1:10.905			158.3	49:31.361								
7	1	7:09.816	1:05.474			157.0	56:41.177								
54 Aero Minor Sport 750 1949 TSRC1A															
1.		Zdenek KASPAR													
2.		Michal FRONEK													
			3.			David KARASEK									
			4.			Jaroslav PRASEK									
1	1	8:41.664	1:19.943			104.1	9:59.643	1	1	8:07.449	1:19.742			128.4	9:53.148
2	1	8:40.360	B 1:15.935			110.5	18:40.003	2	1	8:06.259	1:13.946			139.0	17:59.407
3	1	11:02.673	4:12.199			120.9	29:42.676	3	1	29:19.488	B 1:15.738			155.9	47:18.895
4	1	8:04.712	1:11.103			132.9	37:47.388	4	1	8:56.164	1:27.141			124.2	56:15.059
55 D.B HBR 1954 TSRC1A															
1.		Michel BLANCHARD													
2.		Karine BLANCHARD													
1	1	8:07.449	1:19.742			128.4	9:53.148	1	1	6:10.293	1:02.662			147.1	7:13.175
2	1	8:06.259	1:13.946			139.0	17:59.407	2	1	5:33.771	52.178			201.2	12:46.946
3	1	29:19.488	B 1:15.738			155.9	47:18.895	3	1	5:28.948	51.516			205.0	18:15.894
4	1	8:56.164	1:27.141			124.2	56:15.059	4	1	6:04.952	B 55.886			184.6	24:20.846
56 Austin-Healey 100 M Le Mans 1955 GTS7B															
1.		José DA ROCHA													
2.		Jérémy DA ROCHA													
1	1	6:10.293	1:02.662			147.1	7:13.175	1	1	8:07.449	1:19.742			128.4	9:53.148
2	1	5:33.771	52.178			201.2	12:46.946	2	1	8:06.259	1:13.946			139.0	17:59.407
3	1	5:28.948	51.516			205.0	18:15.894	3	1	29:19.488	B 1:15.738			155.9	47:18.895
4	1	6:04.952	B 55.886			184.6	24:20.846	4	1	8:56.164	1:27.141			124.2	56:15.059
57 Peugeot 203 Constantin 1953 GTS4A															
1.		Franck CONSTANTIN													
2.		Salim BOUZIANE													
1	1	8:40.280	1:20.988			129.1	9:55.466	1	1	6:10.293	1:02.662			147.1	7:13.175
2	1	8:55.657	B 1:19.346			121.9	18:								



30-1/2/3 | 2022

JUNE-JULY



PLATEAU 2 - GRID 2

LE MANS CLASSIC 2022

QUALIFYING - DAY PRACTICE

Sector Analysis

■ Personal Best ■ Session Best B Crossing the finish line in pit lane

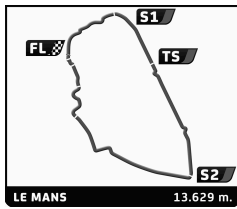
Lap	D	Time	Sector 1	Sector 2	Sector 3	T. Spd	Elapsed	Lap	D	Time	Sector 1	Sector 2	Sector 3	T. Spd	Elapsed
59 1. Alain RÜEDE Cunningham C4-R 1953 TSRC6A															
3	1	7:46.509	2:17.452			155.9	22:42.406	3	1	5:46.072	52.942			182.4	18:25.292
4	1	6:20.637	1:00.372			152.2	29:03.043	4	1	6:06.944 B	53.521			183.0	24:32.236
5	1	6:38.927 B	1:02.262			146.7	35:41.970	5	1	7:51.639	2:20.198			137.8	32:23.875
6	1	7:48.210	2:14.826			172.3	43:30.180	6	1	6:19.477	1:00.166			164.3	38:43.352
7	1	7:06.948 B	1:05.024			146.1	50:37.128	7	1	6:41.226 B	1:04.376			156.1	45:24.578
60 1. Philippe GAYRAUD 2. Claude GAYRAUD D.B HBR 1952 TSRC2A															
1	1	6:41.800	1:12.133			122.5	7:18.037	8	1	5:47.001	52.602			166.6	48:55.795
2	1	5:52.486	58.037			146.9	13:10.523	9	1	5:47.097	53.907			161.2	54:42.892
3	1	5:39.265	52.900			154.3	18:49.788								
4	1	5:40.747	52.824			162.8	24:30.535								
5	1	5:40.447	53.634			166.6	30:10.982								
6	1	5:48.242 B	51.704			164.8	35:59.224								
7	1	7:09.570	2:25.904			177.1	43:08.794								
61 1. Didier MARTY 2. Michel CAZALOT Frazer Nash Le Mans Replica 1950 TSRC4A															
1	1	6:38.544	1:09.594			163.1	7:14.765								
2	1	6:27.076	1:00.598			152.6	13:41.841								
3	1	6:45.811 B	1:04.406			146.9	20:27.652								
4	1	8:15.066	2:41.174			143.8	28:42.718								
5	1	6:32.056	1:02.376			152.6	35:14.774								
6	1	6:49.347 B	1:03.421			169.1	42:04.121								
62 1. Antoine BLASCO 2. Jean-Jacques PEYRAUD 3. Gilles AGAUD Osca S1500 TN 1957 TSRC3A															
1	1	7:47.360	1:17.381			144.9	9:08.750								
2	1	7:52.991 B	1:16.397			135.7	17:01.741								
3	1	8:54.467	2:46.231			134.7	25:56.208								
4	1	7:19.445 B	1:08.083			156.1	33:15.653								
5	1	8:52.505 B	2:39.112			141.3	42:08.158								
6	1	10:49.531	4:45.784			138.8	52:57.689								
63 1. Carlo INCERTI Osca MT4 1955 TSRC3A															
1	1	6:56.733	1:12.578			138.3	7:42.082								
2	1	6:42.810	1:05.704			164.1	14:24.892								
3	1	6:37.392	1:03.784			165.8	21:02.284								
4	1	6:37.400	1:03.086			174.3	27:39.684								
5	1	6:39.907	1:03.240			174.3	34:19.591								
6	1	6:33.792	1:03.797			175.1	40:53.383								
7	1	6:36.073	1:02.813			173.7	47:29.456								
8	1	6:39.252	1:04.704			169.7	54:08.708								
64 1. Jaime BERGEL 2. Miguel Angel de CASTRO 3. Emanuele PIRRO Austin-Healey 100 S AHS 1954 GTS7B															
1	1	6:31.285	1:17.951			154.5	6:54.515								
2	1	5:44.705	53.969			181.8	12:39.220								
65 1. Richard HADJIMEGRAN 2. Adrien DUTOUR Austin-Healey 100-4 1955 GTS7B															
1	1	7:19.031	1:15.290			131.2	7:57.764								
2	1	6:42.785	1:04.763			149.9	14:40.549								
3	1	6:32.065	1:01.409			147.3	21:12.614								
4	1	6:41.449 B	1:02.743			157.2	27:54.063								
5	1	22:24.647 B	...			144.3	50:18.710								
66 1. Guy Fabrice MESTROT 2. José DA ROCHA Triumph TR2 1954 GTS6A															
1	1	6:24.144	1:02.542			178.2	8:06.170								
2	1	6:10.629	1:01.164			143.4	14:16.799								
3	1	6:00.310	56.679			168.1	20:17.109								
4	1	6:22.726 B	56.247			157.0	26:39.835								
5	1	8:26.743	3:25.889			186.1	35:06.578								
6	1	5:47.571	54.011			180.0	40:54.149								
7	1	5:43.642	52.956			191.3	46:37.791								
67 1. Robert FRANCIS 2. John THOMPSON Allard J2 1951 TSRC6A															
1	1	6:48.322	1:03.201			141.2	8:11.409								
2	1	6:33.700	1:01.864			143.6	14:45.109								
3	1	6:10.638	1:00.472			171.3	20:55.747								
4	1	6:31.508 B	58.439			143.6	27:27.255								
5	1	7:54.724	2:56.000			161.6	35:21.979								
6	1	5:49.345	55.650			167.1	41:11.324								
7	1	5:48.078	54.606			193.7	46:59.402								
8	1	5:45.778	55.623			198.7	52:45.180								
68 1. David GRAUS 2. Ivan VERCOUTERE 3. Martin STRETTON Porsche 356 (Pre-A) 1500 Speedster 1956 GTS5B															
1	1	6:41.993					8:01.796								
2	1	28:29.267					36:31.063								
3	1	7:25.863					43:56.926								
4	1	7:24.550					51:21.476								
69 1. François COINTREAU Talbot-Lago T26 GS 1951 TSRC6A															
1	1	6:52.876	1:09.898			150.3	8:20.318								
2	1	6:34.287	1:00.457			146.9	14:54.605								
3	1	6:30.023	1:01.131			156.3	21:24.628								
4	1	6:42.140	1:00.644			156.5	28:06.768								
5	1	6:46.649	1:02.466			148.9	34:53.417								
6	1	6:55.828	1:03.206			148.0	41:49.245								
7	1	7:00.699	1:06.130			146.5	48:49.944								
8	1	7:19.753 B	1:04.199			147.6	56:09.697								





30-1/2/3 | 2022

JUNE-JULY



PLATEAU 2 - GRID 2

LE MANS CLASSIC 2022

QUALIFYING - DAY PRACTICE

Sector Analysis

■ Personal Best
 ■ Session Best
 ■ Crossing the finish line in pit lane

Lap	D	Time	Sector 1	Sector 2	Sector 3	T. Spd	Elapsed	Lap	D	Time	Sector 1	Sector 2	Sector 3	T. Spd	Elapsed
70 Lancia Aurelia B20 1956 GTS6B 1. Michel PECCENINI 3. Jean RIGONDET 2. Thierry AUDONNET 4. Emmanuel MOREL D'ARLEL															
1	1	7:24.621	1:17.245			120.5	7:52.074	1	1	7:18.321	1:20.180			159.0	7:34.009
2	1	6:55.405	1:04.623			162.1	14:47.479	2	1	6:41.587	1:05.211			153.9	14:15.596
3	1	6:48.247	1:04.442			161.4	21:35.726	3	1	6:48.241 B	1:04.737			158.6	21:03.837
4	1	7:08.595 B	1:04.133			157.9	28:44.321	4	1	9:26.138	3:22.833			135.7	30:29.975
5	1	11:06.472	4:19.499			127.9	39:50.793	5	1	7:05.489	1:05.919			148.0	37:35.464
6	1	8:07.479 B	1:15.194			131.0	47:58.272	6	1	6:44.027	1:02.086			146.5	44:19.491
								7	1	6:47.683	1:00.123			151.3	51:07.174
71 Porsche 550 Spyder 1955 TSRC3A 1. Urs BECK															
1	1	6:25.896	1:03.518			157.4	7:59.384	1	1	6:49.990	1:19.017			150.1	7:13.476
2	1	5:53.331	58.218			203.1	13:52.715	2	1	6:07.134	59.447			169.9	13:20.610
3	1	5:43.122	55.308			201.6	19:35.837	3	1	6:00.135	57.633			175.1	19:20.745
4	1	5:41.860	54.720			209.7	25:17.697	4	1	6:18.875 B	57.177			155.2	25:39.620
5	1	6:04.213 B	55.651			200.8	31:21.910	5	1	7:54.146	2:27.412			165.3	33:33.766
73 D.B HBR5 1960 GT3B 1. Philippe BOUTEVIN 3. Arnaud DUPIN 2. Alexandre MOREAU-LESPI															
1	1	7:30.546					8:30.830	1	1	6:10.419	57.959			173.2	39:44.185
2	1	7:00.362					15:31.192	2	1	6:10.386	57.761			156.5	45:54.571
3	1	16:19.399					31:50.591	3	1	6:22.404	58.711			156.1	52:16.975
4	1	6:53.937					38:44.528	4	1						
5	1	6:59.773					45:44.301	5	1						
6	1	7:44.034					53:28.335	6	1						
74 D.B HBR 1951 GT3B 1. Dominique BALDY 3. Romain GRABOWSKI 2. Hugo BALDY 4. Christophe BERTHELOT															
1	1	8:44.310	1:21.116			114.6	10:24.568	1	1	6:37.240	1:05.156			150.1	45:16.788
2	1	8:39.533 B	1:17.856			112.5	19:04.101	2	1	6:31.688	1:00.664			153.9	51:48.476
3	1	10:11.732	2:44.409			102.3	29:15.833	3	1						
4	1	8:59.261	1:28.261			100.6	38:15.094	4	1						
5	1	8:37.184	1:14.781			104.9	46:52.278	5	1						
6	1	8:35.464	1:13.039			108.8	55:27.742	6	1						
75 DKW Monza 1957 TSRC2A 1. Friedhelm TANG															
1	1	7:37.497	1:14.981			146.9	9:04.842	1	1	7:18.260	1:19.026			152.2	7:36.578
2	1	7:20.957	1:09.305			148.7	16:25.799	2	1	6:45.150	1:07.832			154.8	14:21.728
3	1	7:19.005	1:10.553			145.9	23:44.804	3	1	6:38.567	1:03.668			160.9	21:00.295
4	1	7:34.801 B	1:09.003			149.7	31:19.605	4	1	6:52.133 B	1:03.895			143.4	27:52.428
5	1	8:32.039	2:18.009			150.9	39:51.644	5	1	8:12.490	2:50.091			161.6	36:04.918
6	1	7:20.586	1:10.275			142.8	47:12.230	6	1	6:08.785	58.001			164.3	42:13.703
7	1	7:12.391	1:06.988			140.4	54:24.621	7	1	6:09.229	1:03.699			188.4	48:22.932
76 Aston Martin DB2 Sports Saloon Coupé 1952 GTS7A 1. Laurent DESPLACES 2. Jean-Luc BOIS															
1	1	7:02.070	1:10.187			136.7	8:38.687	1	1	6:01.329	56.580			193.7	54:24.261
2	1	6:35.346 B	1:00.696			157.7	15:14.033	2	1						
3	1	9:19.010	3:57.174			179.7	24:33.043	3	1						
4	1	6:17.446	59.007			167.1	30:50.489	4	1						
5	1	6:49.596 B	1:00.522			161.2	37:40.085	5	1						
6	1	9:30.814	4:01.524			165.8	47:10.899	6	1						
7	1	6:22.973	1:02.822			166.3	53:33.872	7	1						

