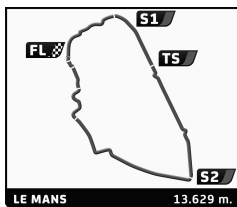




30-1/2/3 | 2022
JUNE-JULY



PLATEAU 1 - GRID 1
LE MANS CLASSIC 2022
RACE 3

Sector Analysis

Personal Best Session Best B Crossing the finish line in pit lane

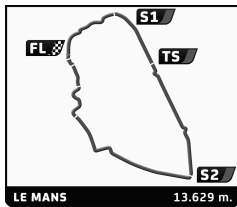
Main race results table with columns: Lap, D, Time, Sector 1, Sector 2, Sector 3, T. Spd, Elapsed. Includes driver names, car models, and lap-by-lap data for laps 3, 4, 7, 8, 9, 10, 12, 15, 16, 17, 18, and 22.

RICHARD MILLE





30-1/2/3 | 2022  
JUNE-JULY



PLATEAU 1 - GRID 1  
LE MANS CLASSIC 2022  
RACE 3

Sector Analysis

Personal Best Session Best B Crossing the finish line in pit lane

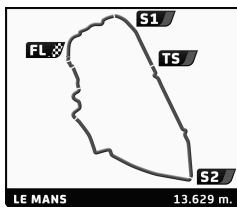
Table with columns: Lap, D, Time, Sector 1, Sector 2, Sector 3, T. Spd, Elapsed. Rows include driver names, car models, and lap times for various race numbers (23, 24, 26, 27, 28, 29, 30, 31, 32, 33, 35, 36, 37).

RICHARD MILLE





30-1/2/3 | 2022  
JUNE-JULY



PLATEAU 1 - GRID 1  
LE MANS CLASSIC 2022  
RACE 3

Sector Analysis

Personal Best Session Best B Crossing the finish line in pit lane

Table with 12 columns: Lap, D, Time, Sector 1, Sector 2, Sector 3, T. Spd, Elapsed. Contains race data for multiple laps.

Driver 38: 1.Eric PEROUSE, 2.Thierry STAPTS, 3.Patrick DAYEN. Bugatti T35 1926 OS3. Lap times and sector data.

Driver 44: 1.Baptiste NICOLOSI, 2.ANNE NICOLOSI, 3.JULIEN DUBRULLE. Bugatti T35 1926 OS3. Lap times and sector data.

Driver 39: 1.Florian BRANDT. Lagonda LG45 1937 OS8. Lap times and sector data.

Driver 46: 1.Brian RIVETT, 2.Andrew MITCHELL, 3.Andrew PRILL. BMW 328 Roadster 1938 OS7. Lap times and sector data.

Driver 40: 1.Lucas SLIJPEN, 2.Christophe VIGNAUD, 3.Stephans SLIJPEN, 4.Thomas SLIJPEN. Talbot 90 PL 2 1930 OS3. Lap times and sector data.

Driver 47: 1.Stephen SKIPWORTH, 2.Jim DEAN. Aston Martin Speed Model 1939 OS7. Lap times and sector data.

Driver 41: 1.Lucas SLIJPEN, 2.Christophe VIGNAUD, 3.Stephans SLIJPEN, 4.Thomas SLIJPEN. Bugatti T43 Grand Sport 1928 OS3. Lap times and sector data.

Driver 49: 1.Duncan PITTAWAY, 2.Timothy DUTTON. Bugatti T35 1925 OS3. Lap times and sector data.

Driver 42: 1.Leigh SEBBA, 2.Peter COLE, 3.Guy EMODI. Morgan 4/4 1937 OS5. Lap times and sector data.

Driver 50: 1.RICCI, 2.Frederic STOESSER. BMW 328 Roadster 1938 OS7. Lap times and sector data.

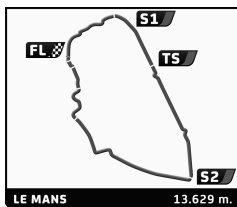
Driver 43: 1.Robert BLAKEMORE. Aston Martin Speed Model 1936 OS7. Lap times and sector data.

RICHARD MILLE





30-1/2/3 | 2022  
JUNE-JULY



PLATEAU 1 - GRID 1  
LE MANS CLASSIC 2022  
RACE 3

Sector Analysis

Personal Best Session Best B Crossing the finish line in pit lane

Table with columns: Lap, D, Time, Sector 1, Sector 2, Sector 3, T. Spd, Elapsed. Rows include driver names, car models, and lap times for various race numbers (51-67).

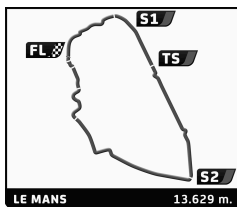
RICHARD MILLE





# 30-1/2/3 | 2022

## JUNE-JULY



### PLATEAU 1 - GRID 1

### LE MANS CLASSIC 2022

### RACE 3

### Sector Analysis

■ Personal Best 
 ■ Session Best 
 ■ Crossing the finish line in pit lane

Lap	D	Time	Sector 1	Sector 2	Sector 3	T. Spd	Elapsed	Lap	D	Time	Sector 1	Sector 2	Sector 3	T. Spd	Elapsed
3	1	8:47.564	2:37.925	2:48.631	3:21.008	126.8	23:33.511	1	1	7:56.901	1:32.138	3:00.704	3:24.059	130.4	7:56.901
4	1	7:07.115	1:08.974	2:42.067	3:16.074	149.3	30:40.626	2	1	7:29.577	1:10.239	2:58.486	3:20.852	133.6	15:26.478
5	1	7:01.608	1:08.336	2:38.144	3:15.128	149.7	37:42.234	3	1	7:31.520	1:09.276	2:57.527	3:24.717	131.3	22:57.998
6	1	6:56.291	1:05.995	2:37.390	3:12.906	154.8	44:38.525	4	1	9:16.348	2:28.970	3:11.403	3:35.975	121.7	32:14.346
								5	1	7:50.543	1:11.796	3:06.342	3:32.405	124.6	40:04.889
								6	1	7:49.509	1:12.150	3:06.612	3:30.747	121.0	47:54.398

**68** 1. David OZANNE Aston Martin Speed Model 1938 OS7

1	1	7:13.981	1:20.527	2:39.439	3:14.015	152.0	7:13.981
2	1	6:56.366	1:05.663	2:38.761	3:11.942	146.5	14:10.347
3	1	7:06.110	1:04.752	2:38.393	3:22.965	153.9	21:16.457
4	1	8:24.647	2:30.487	2:39.456	3:14.704	154.1	29:41.104
5	1	6:57.033	1:05.477	2:39.369	3:12.187	150.7	36:38.137
6	1	6:53.799	1:05.053	2:37.592	3:11.154	154.3	43:31.936
7	1	6:52.907	1:07.222	2:36.315	3:09.370	166.8	50:24.843

**70** 1. Martin OVERINGTON Bentley 4 1/2 1929 OS4

1	1	6:47.457	1:09.717	2:31.499	3:06.241	157.9	6:47.457
2	1	6:35.828	1:01.886	2:30.745	3:03.197	155.2	13:23.285
3	1	6:43.982	1:01.706	2:32.077	3:10.199	148.9	20:07.267
4	1	8:03.760	2:24.422	2:34.422	3:04.916	149.3	28:11.027
5	1	6:37.156	1:02.554	2:31.336	3:03.266	152.4	34:48.183
6	1	6:35.078	1:02.917	2:31.092	3:01.069	150.7	41:23.261
7	1	6:32.395	1:01.702	2:29.320	3:01.373	159.3	47:55.656

**72** 1. Jean-Jacques BALLY BMW 328 Roadster 1938 OS7  
2. Bertrand LESEUR

1	1	6:51.625	1:11.643	2:36.215	3:03.767	167.6	6:51.625
2	1	6:43.871	1:02.234	2:35.498	3:06.139	167.8	13:35.496
3	1	7:56.707	2:19.674	2:35.022	3:02.011	167.3	21:32.203
4	1	6:37.776	1:02.391	2:32.715	3:02.670	171.8	28:09.979
5	1	6:38.604	1:03.936	2:32.388	3:02.280	175.7	34:48.583
6	1	6:32.142	1:02.747	2:31.745	2:57.650	175.1	41:20.725
7	1	6:33.702	1:01.194	2:32.752	2:59.756	173.7	47:54.427

**73** 1. Lars ROLNER Bentley 4 1/2 1928 OS4  
2. Pedro FERNANDES

1	1	8:37.666	1:47.038	3:07.316	3:43.312	124.4	8:37.666
2	1	8:05.452	1:17.160	3:00.864	3:47.428	126.0	16:43.118
3	1	8:48.154	2:28.176	2:55.172	3:24.806	147.4	25:31.272
4	1	7:26.464	1:09.587	2:50.791	3:26.086	163.3	32:57.736
5	1	7:29.793	1:10.547	2:52.787	3:26.459	147.6	40:27.529
6	1	7:22.291	1:09.954	2:49.482	3:22.855	152.2	47:49.820

**74** 1. Philippe LAURENT Riley MPH 1934 OS7

1	1	8:25.415	1:40.076	3:02.142	3:43.197	137.8	8:25.415
2	1	7:57.012	1:12.850	3:02.063	3:42.099	138.7	16:22.427
3	1	9:28.131	2:49.270	3:03.231	3:35.630	137.6	25:50.558
4	1	7:51.290	1:13.701	2:59.377	3:38.212	142.6	33:41.848
5	1	7:47.930	1:13.541	2:59.950	3:34.439	138.5	41:29.778
6	1	7:45.735	1:14.034	2:59.583	3:32.118	146.9	49:15.513

**75** 1. Simon KING Morgan 4/4 1938 OSS  
2. Philip SAINT CLAIR TISDAL

