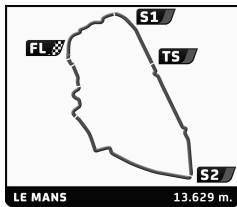




30-1/2/3 | 2022
JUNE-JULY



PLATEAU 1 - GRID 1
LE MANS CLASSIC 2022
RACE 2

Sector Analysis

Personal Best Session Best B Crossing the finish line in pit lane

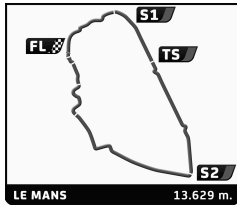
Table with columns: Lap, D, Time, Sector 1, Sector 2, Sector 3, T. Spd, Elapsed. Rows 1-22 showing driver names, car models, and lap times.

RICHARD MILLE





30-1/2/3 | 2022
JUNE-JULY



PLATEAU 1 - GRID 1
LE MANS CLASSIC 2022
RACE 2

Sector Analysis

Personal Best Session Best B Crossing the finish line in pit lane

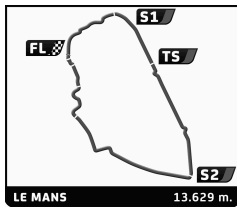
Table with columns: Lap, D, Time, Sector 1, Sector 2, Sector 3, T. Spd, Elapsed. Contains race results for drivers 23-29, 30-36, including names, car models, and lap times.

RICHARD MILLE





30-1/2/3 | 2022
JUNE-JULY



PLATEAU 1 - GRID 1
LE MANS CLASSIC 2022
RACE 2

Sector Analysis

Personal Best Session Best B Crossing the finish line in pit lane

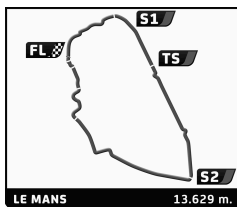
Table with columns: Lap D, Time, Sector 1, Sector 2, Sector 3, T. Spd, Elapsed. Rows include driver names, car models, and lap-by-lap performance data for various race numbers (37, 38, 39, 40, 41, 42, 43, 44, 46, 47, 48, 49).

RICHARD MILLE





30-1/2/3 | 2022
JUNE-JULY



PLATEAU 1 - GRID 1
LE MANS CLASSIC 2022
RACE 2

Sector Analysis

Personal Best Session Best B Crossing the finish line in pit lane

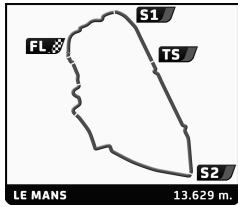
Table with columns: Lap, D, Time, Sector 1, Sector 2, Sector 3, T. Spd, Elapsed. Rows include driver names, car models, and lap times for various race numbers (50-65).

RICHARD MILLE





30-1/2/3 | 2022
JUNE-JULY



PLATEAU 1 - GRID 1
LE MANS CLASSIC 2022
RACE 2

Sector Analysis

Personal Best Session Best B Crossing the finish line in pit lane

Table with columns: Lap D, Time, Sector 1, Sector 2, Sector 3, T. Spd, Elapsed. Rows include driver names, car models, and lap-by-lap performance data for drivers 66 through 72.

