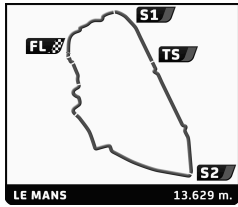




30-1/2/3 | 2022
JUNE-JULY



PLATEAU 1 - GRID 1
LE MANS CLASSIC 2022
RACE 1

Sector Analysis

Personal Best Session Best B Crossing the finish line in pit lane

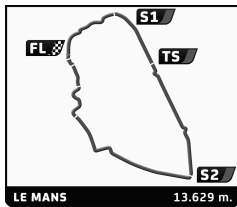
Table with columns: Lap, D, Time, Sector 1, Sector 2, Sector 3, T. Spd, Elapsed. Rows are grouped by driver number (1-14) and include driver names, car models, and lap-by-lap performance data.

RICHARD MILLE





30-1/2/3 | 2022
JUNE-JULY



PLATEAU 1 - GRID 1
LE MANS CLASSIC 2022
RACE 1

Sector Analysis

Personal Best Session Best B Crossing the finish line in pit lane

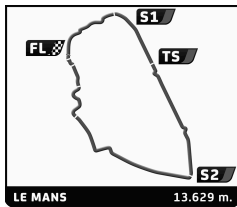
Table with columns: Lap, D, Time, Sector 1, Sector 2, Sector 3, T. Spd, Elapsed. Rows 15-26 showing driver names, car models, and lap times.

RICHARD MILLE





30-1/2/3 | 2022
JUNE-JULY



PLATEAU 1 - GRID 1
LE MANS CLASSIC 2022
RACE 1

Sector Analysis

Personal Best Session Best B Crossing the finish line in pit lane

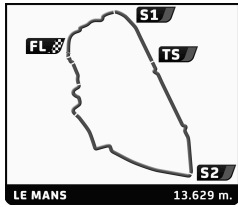
Table with columns: Lap, D, Time, Sector 1, Sector 2, Sector 3, T. Spd, Elapsed. Contains race results for various drivers and cars, including Bugatti T51 1927, Citroen Tipo C4 Spider 1932, Bentley 3 L Sport 1926, and Riley TT Sprite 1936.

RICHARD MILLE





30-1/2/3 | 2022
JUNE-JULY



PLATEAU 1 - GRID 1
LE MANS CLASSIC 2022
RACE 1

Sector Analysis

Personal Best Session Best B Crossing the finish line in pit lane

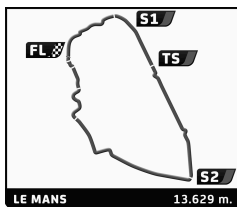
Table with columns: Lap, D, Time, Sector 1, Sector 2, Sector 3, T. Spd, Elapsed. Contains race data for drivers 40-52, including names, car models, and lap times.

RICHARD MILLE





30-1/2/3 | 2022
JUNE-JULY



PLATEAU 1 - GRID 1
LE MANS CLASSIC 2022
RACE 1

Sector Analysis

Personal Best Session Best B Crossing the finish line in pit lane

Table with 12 columns: Lap, D, Time, Sector 1, Sector 2, Sector 3, T. Spd, Elapsed, Lap, D, Time, Sector 1, Sector 2, Sector 3, T. Spd, Elapsed

Table with 12 columns: Lap, D, Time, Sector 1, Sector 2, Sector 3, T. Spd, Elapsed

53 1. Paul GRANT BMW 328 1939 OS7

54 1. Ralf EMMERLING Riley Brooklands 1928 OS1

55 1. Robert FRANCIS 2. John THOMPSON Bentley 4 1/2 1928 OS4

56 1. Benoit DAUCHIN 2. Bruno VANIER Riley 9 Brooklands 1933 OS5

57 1. Timothy DUTTON 2. Duncan PITTAWAY Bugatti Type 57 S 1937 OS8

58 1. Heinz STAMM 2. Peter DUBSKY Aston Martin Speed Model 1937 OS7

59 1. Marc-André SCHYRR 3. Michel PLAISANT 2. Thierry CHANOINE Riley TT Sprite 1935 OS7

1 1 11:55.335 B 4:32.984 3:19.252 4:03.099 110.9 11:55.335

60 1. Sharlie GODDARD 2. Graeme SMITH Morgan 4/4 1938 OS5

Table with 12 columns: Lap, D, Time, Sector 1, Sector 2, Sector 3, T. Spd, Elapsed

61 1. Hugues BAUDON 2. Benoit BAUDON Alfa Romeo 8C 2300 Monza 1932 OS7

Table with 12 columns: Lap, D, Time, Sector 1, Sector 2, Sector 3, T. Spd, Elapsed

62 1. Eric ALVERGNAT 3. Louise ALVERGNAT 2. Matthieu CHENUIL Riley MPH 1933 OS7

Table with 12 columns: Lap, D, Time, Sector 1, Sector 2, Sector 3, T. Spd, Elapsed

64 1. Stephan RETTENMAIER 2. Jakob RETTENMAIER Alfa Romeo 8C 2300 LM 1931 OS7

Table with 12 columns: Lap, D, Time, Sector 1, Sector 2, Sector 3, T. Spd, Elapsed

65 1. Joel LAUB 2. William MEDCALF Bentley 4,5L Tourer 1929 OS4

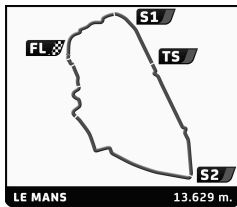
Table with 12 columns: Lap, D, Time, Sector 1, Sector 2, Sector 3, T. Spd, Elapsed

RICHARD MILLE





30-1/2/3 | 2022
JUNE-JULY



PLATEAU 1 - GRID 1
LE MANS CLASSIC 2022
RACE 1

Sector Analysis

Personal Best Session Best B Crossing the finish line in pit lane

Table with columns: Lap, D, Time, Sector 1, Sector 2, Sector 3, T. Spd, Elapsed. Rows include driver names, car models, and performance data for various race numbers (66, 67, 68, 69, 70, 72, 73, 74, 75, 76, 77).

RICHARD MILLE

