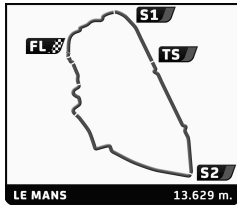




30-1/2/3 | 2022
JUNE-JULY



PLATEAU 1 - GRID 1
LE MANS CLASSIC 2022
FREE PRACTICE - NIGHT PRACTICE

Sector Analysis

Personal Best Session Best B Crossing the finish line in pit lane

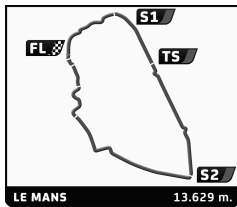
Table with columns: Lap, D, Time, Sector 1, Sector 2, Sector 3, T. Spd, Elapsed. Rows 1-23 showing driver names, car models, and lap times for various categories.

RICHARD MILLE





30-1/2/3 | 2022
JUNE-JULY



PLATEAU 1 - GRID 1
LE MANS CLASSIC 2022
FREE PRACTICE - NIGHT PRACTICE

Sector Analysis

Personal Best Session Best B Crossing the finish line in pit lane

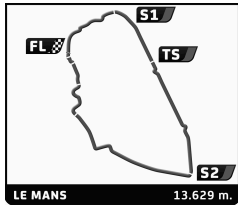
Table with columns: Lap, D, Time, Sector 1, Sector 2, Sector 3, T. Spd, Elapsed. Rows 24-43 showing driver names, car models, and lap times.

RICHARD MILLE





30-1/2/3 | 2022
JUNE-JULY



PLATEAU 1 - GRID 1
LE MANS CLASSIC 2022
FREE PRACTICE - NIGHT PRACTICE

Sector Analysis

Personal Best Session Best B Crossing the finish line in pit lane

Table with columns: Lap, D, Time, Sector 1, Sector 2, Sector 3, T. Spd, Elapsed. Contains driver data for various cars like Bugatti T35, BMW 328, Talbot 90, etc.

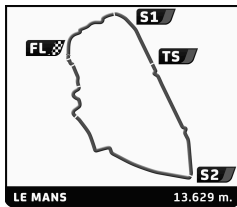
RICHARD MILLE





30-1/2/3 | 2022

JUNE-JULY



PLATEAU 1 - GRID 1

LE MANS CLASSIC 2022

FREE PRACTICE - NIGHT PRACTICE

Sector Analysis

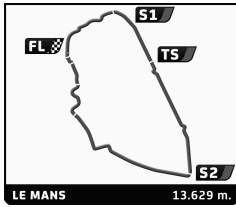
■ Personal Best ■ Session Best ■ Crossing the finish line in pit lane

Lap	D	Time	Sector 1	Sector 2	Sector 3	T. Spd	Elapsed	Lap	D	Time	Sector 1	Sector 2	Sector 3	T. Spd	Elapsed
66 1. Alan MIDDLETON 2. Tony BEST Aston Martin Speed Model 1936 OS7															
1	1	7:17.162B	1:08.821	2:42.280	3:26.061	147.6	7:56.417	1	1	7:20.718	1:12.527	2:52.009	3:16.182	125.6	7:35.155
2	1	9:14.180	2:45.606	2:50.786	3:37.788	139.2	17:10.597	2	1	7:05.523B	1:03.677	2:43.261	3:18.585	144.0	14:40.678
3	1	7:21.000	1:06.430	2:45.236	3:29.334	138.0	24:31.597	3	1	10:22.838	4:17.246	2:52.492	3:13.100	132.9	25:03.516
4	1	7:26.367	1:09.757	2:55.779	3:20.831	145.9	31:57.964								
67 1. Hugh APTHORP Bentley Blower 1931 OS8															
1	1	9:05.637	1:28.884	3:32.841	4:03.912	92.8	10:38.556								
2	1	8:19.426	1:16.412	3:08.895	3:54.119	117.4	18:57.982								
3	1	8:08.058	1:15.123	3:02.479	3:50.456	131.8	27:06.040								
68 1. David OZANNE Aston Martin Speed Model 1938 OS7															
1	1	8:06.622	1:16.123	3:07.254	3:43.245	116.0	8:53.284								
2	1	7:47.607	1:12.634	2:59.515	3:35.458	129.0	16:40.891								
3	1	7:47.777B	1:12.196	2:55.137	3:40.444	131.8	24:28.668								
4	1	7:57.169	1:35.534	2:52.879	3:28.756	124.0	32:25.837								
69 1. Samuel BESSADE 2. Benjamin BESSADE 3. Paul Emile BESSADE Delage D6 3ltr 1936 OS7															
1	1	7:29.157	1:12.765	2:48.086	3:28.306	129.3	7:41.450								
2	1	7:35.977B	1:08.531	2:49.516	3:37.930	129.3	15:17.427								
3	1	9:13.101	2:48.658	2:52.348	3:32.095	123.2	24:30.528								
4	1	7:36.489	1:10.172	2:55.934	3:30.383	127.2	32:07.017								
70 1. Martin OVERINGTON Bentley 4 1/2 1929 OS4															
1	1	7:57.432	1:26.966	2:57.119	3:33.347	126.9	9:21.315								
2	1	7:34.057B	1:09.383	2:45.050	3:39.624	136.1	16:55.372								
3	1	8:27.602B	2:13.485	2:38.689	3:35.428	132.4	25:22.974								
72 1. Jean-Jacques BALLY 2. Bertrand LESEUR BMW 328 Roadster 1938 OS7															
1	1	7:35.878	1:14.386	2:58.437	3:23.055	98.6	7:52.192								
2	1	7:05.144	1:07.846	2:42.203	3:15.095	134.2	14:57.336								
3	1	6:53.634	1:04.462	2:37.690	3:11.482	159.5	21:50.970								
4	1	6:47.614	1:04.148	2:34.495	3:08.971	176.5	28:38.584								
74 1. Philippe LAURENT Riley MPH 1934 OS7															
1	1	9:40.549	1:37.004	3:41.922	4:21.623	96.2	11:10.440								
2	1	9:16.044B	1:25.301	3:29.473	4:21.270	101.8	20:26.484								
3	1	11:06.967	3:30.103	3:21.672	4:15.192	117.2	31:33.451								
75 1. Simon KING 2. Philip SAINT CLAIR TISDAI Morgan 4/4 1938 OS5															
1	1	7:56.380B	1:14.890	3:07.340	3:34.150	119.7	8:06.833								
2	1	10:27.390B	2:23.113	3:40.132	4:24.145	96.5	18:34.223								
76 1. Paul CHASE-GARDENER 2. David ALLEN Aston Martin Speed Model 1937 OS7															





30-1/2/3 | 20
JUNE-JULY | 22



PLATEAU 1 - GRID 1
LE MANS CLASSIC 2022
FREE PRACTICE - NIGHT PRACTICE

Sector Analysis

■ Personal Best ■ Session Best B Crossing the finish line in pit lane

Lap	D	Time	Sector 1	Sector 2	Sector 3	T. Spd	Elapsed	Lap	D	Time	Sector 1	Sector 2	Sector 3	T. Spd	Elapsed
-----	---	------	----------	----------	----------	--------	---------	-----	---	------	----------	----------	----------	--------	---------

RICHARD MILLE

