


# SIXTIES' ENDURANCE SPA-CLASSIC PRIVATE PRACTICE

## Sector Analysis

Personal Best Session Best B Crossing the finish line in pit lane

Lap	D	Time	Sector 1	Sector 2	Sector 3	T. Spd	Elapsed	Lap	D	Time	Sector 1	Sector 2	Sector 3	T. Spd	Elapsed		
<b>1</b>	Shelby Cobra Daytona Coupe 1964							GT5	1.Olivier GALANT								
	1	1	4:06.046	1:50.029	1:27.812	48.205	131.4		4:06.046	7	2	11:35.810	9:25.864	1:24.721	45.225	158.0	30:29.208
	2	1	3:00.998	50.231	1:26.640	<b>44.127</b>	151.5		7:07.044	8	2	2:56.309	48.363	1:21.951	45.995	170.1	33:25.517
	3	1	2:51.844	47.738	1:19.654	44.452	177.8		9:58.888	9	2	2:59.302	<b>48.311</b>	1:24.769	46.222	180.6	36:24.819
	4	1	2:54.476	47.968	1:21.423	45.085	173.6		12:53.364	10	2	<b>2:54.509</b>	49.482	<b>1:20.908</b>	<b>44.119</b>	187.6	39:19.328
	5	1	2:55.101	48.873	1:21.505	44.723	176.6		15:48.465	11	2	2:59.927	49.520	1:25.050	45.357	175.7	42:19.255
	6	1	3:12.791 B	47.724	<b>1:19.265</b>	1:05.802	187.9		19:01.256								
	7	1	12:43.274	...	1:22.274	45.134	141.8		31:44.530								
	8	1	<b>2:51.382</b>	<b>47.654</b>	1:19.585	44.143	177.2		34:35.912								
	9	1	3:09.260 B	48.474	1:22.057	58.729	169.3		37:45.172								
<b>2</b>	Jaguar E-Type 3.8 1964							GT4	1.Guy Fabrice MESTROT								
	2.José DA ROCHA																
	1	1	5:23.402	2:52.683	1:36.812	53.907	130.1		5:23.402								
	2	1	3:16.948	56.487	1:33.020	47.441	135.1		8:40.350								
	3	1	3:05.130	52.412	1:24.471	48.247	162.0		11:45.480								
	4	1	3:12.059	53.636	1:26.512	51.911	149.9		14:57.539								
	5	1	3:32.449 B	56.171	1:30.283	1:05.995	161.5		18:29.988								
	6	1	12:05.944	9:51.007	1:27.158	47.779	136.0		30:35.932								
	7	1	3:06.110	52.315	1:26.876	<b>46.919</b>	157.1		33:42.042								
	8	1	<b>3:04.522</b>	<b>51.781</b>	1:24.783	47.958	172.7		36:46.564								
<b>3</b>	Jaguar E-Type 3.8 1963							GT4	1.Armand MILLE								
	2.Yves SCEMAMA																
	1	1	5:48.603	3:32.381	1:28.502	47.720	139.5		5:48.603								
	2	1	3:04.040	52.459	1:23.716	47.865	166.2		8:52.643								
	3	1	3:02.160	<b>49.912</b>	1:25.046	47.202	165.7		11:54.803								
	4	1	3:25.772 B	50.383	1:23.957	1:11.432	186.6		15:20.575								
	5	1	6:27.617 B	3:31.599	1:29.949	1:26.069	142.6		21:48.192								
	6	1	11:25.839	9:14.206	1:25.160	46.473	135.4		33:14.031								
	7	1	3:03.326	53.944	<b>1:23.496</b>	<b>45.886</b>	143.0		36:17.357								
	8	1	<b>3:00.414</b>	52.226	<b>1:21.916</b>	46.272	149.5		39:17.771								
<b>4</b>	Jaguar E-Type 3.8 1963							GT4	1.Christophe SCHWARTZ								
	2.Lisa SCHWARTZ																
	1	1	5:26.993	2:57.209	1:36.714	53.070	127.0		5:26.993								
	2	1	3:17.433	57.540	1:30.280	49.613	173.6		8:44.426								
	3	1	3:16.078	55.033	1:31.376	49.669	160.0		12:00.504								
	4	1	<b>3:12.640</b>	55.095	<b>1:28.415</b>	49.130	164.6		15:13.144								
	5	1	3:12.934	<b>54.558</b>	1:29.269	<b>49.107</b>	170.1		18:26.078								
	6	1	4:07.941 B	57.156	1:36.994	1:33.791	148.0		22:34.019								
	7	1	15:14.284	...	1:49.287	1:02.380	100.1		37:48.303								
	8	1	4:06.071 B	1:05.660	1:46.791	1:13.620	100.5		41:54.374								
<b>5</b>	Shelby Cobra 289 1963							GT5	1.Richard COOK								
	2.Harvey STANLEY																
	1	1	3:47.455	1:25.855	1:31.080	50.520	127.6		3:47.455								
	2	1	2:59.550	50.513	1:23.575	45.462	153.7		6:47.005								
	3	1	2:57.134	49.155	1:22.161	45.818	169.0		9:44.139								
	4	1	2:58.025	48.655	1:23.280	46.090	164.9		12:42.164								
	5	1	2:56.042	48.657	1:21.660	45.725	171.0		15:38.206								
	6	1	3:15.192 B	50.414	1:24.234	1:00.544	171.8		18:53.398								
	<b>7</b>	Lotus Elan 26R 1963							GT2	1.Eugène DELEPLANQUE							
		1	1	5:09.734	2:41.670	1:33.512	54.552			127.6	5:09.734						
2		1	3:07.394	53.401	1:25.778	48.215	167.9	8:17.128									
3		1	3:21.750 B	51.630	1:28.639	1:01.481	185.2	11:38.878									
4		1	4:48.495	2:35.688	1:25.483	47.324	170.4	16:27.373									
5		1	3:22.617 B	51.075	1:28.314	1:03.228	169.3	19:49.990									
6		1	10:47.588	8:33.961	1:25.046	48.581	150.6	30:37.578									
7		1	3:01.743	51.399	1:24.451	45.893	169.8	33:39.321									
8		1	3:00.809	50.545	1:24.087	46.177	196.6	36:40.130									
9		1	3:00.936	51.184	1:23.287	46.465	193.3	39:41.066									
<b>8</b>	Alfa Romeo Giulio Sprint GTA 1965							GT2	1.Xavier GALANT								
	1	1	4:57.186	2:10.054	1:49.213	57.919	96.8		4:57.186								
	2	1	3:37.287	1:04.647	1:37.814	54.826	128.8		8:34.473								
	3	1	3:28.429	1:00.875	1:34.798	52.756	140.6		12:02.902								
	4	1	3:24.919	59.834	1:32.566	52.519	151.5		15:27.821								
	5	1	3:20.756	59.055	1:29.665	52.036	159.3		18:48.577								
	6	1	4:00.319 B	57.998	1:30.700	1:31.621	161.3		22:48.896								
	7	1	9:26.155	6:57.768	1:36.308	52.079	126.2		32:15.051								
	8	1	3:19.156	57.562	1:29.509	52.085	166.5		35:34.207								
	9	1	3:19.452	<b>57.133</b>	1:30.680	51.639	159.0		38:53.659								
<b>10</b>	Shelby Cobra 289 1964							GT5	1.Ralf HUBER								
	2.Max HUBER																
	1	1	6:28.791	3:51.332	1:41.415	56.044	105.7		6:28.791								
	2	1	3:30.422	59.480	1:35.071	55.871	148.4		9:59.213								
	3	1	3:23.297	56.675	1:34.495	52.127	135.6		13:22.510								
	4	1	3:20.262	54.293	1:34.867	51.102	158.3		16:42.772								
	5	1	3:32.038 B	54.034	1:32.559	1:05.445	150.6		20:14.810								
	6	1	13:34.856	...	1:38.812	52.286	123.0		33:49.666								
	7	1	3:16.789	54.346	<b>1:31.803</b>	50.640	149.5		37:06.455								
	8	1	<b>3:16.196</b>	<b>53.643</b>	1:33.351	<b>49.202</b>	142.0		40:22.651								
<b>11</b>	Lotus XI 1500 1957							SP2	1.Sandy WATSON								
	2.Martin O'CONNELL																
	1	1	6:02.549	3:33.089	1:36.943	52.517	115.0		6:02.549								
	2	1	3:44.316 B	1:08.489	1:32.508	1:03.319	149.5		9:46.865								
	3	1	7:49.131	5:22.753	1:33.329	53.049	152.1		17:35.996								
	4	1	3:58.306 B	57.554	1:29.541	1:31.211	169.6		21:34.302								
	5	1	15:04.725	...	1:41.633	51.630	97.7		36:39.027								
	6	1	<b>3:09.411</b>	<b>52.917</b>	<b>1:27.469</b>	<b>49.025</b>	178.1		39:48.438								
	<b>12</b>	Shelby Cobra 289 1963							GT5	1.Charles de VILLAUCOURT							
		1	1	5:57.226	3:29.692	1:37.160	50.374			118.6	5:57.226						
2		1	3:13.928	53.186	1:31.041	49.701	145.0	9:11.154									
3	1	3:12.142	50.663	1:26.949	54.530	158.8	12:23.296										




# SIXTIES' ENDURANCE SPA-CLASSIC PRIVATE PRACTICE

## Sector Analysis

■ Personal Best ■ Session Best B Crossing the finish line in pit lane

Lap	D	Time	Sector 1	Sector 2	Sector 3	T. Spd	Elapsed	Lap	D	Time	Sector 1	Sector 2	Sector 3	T. Spd	Elapsed		
<b>19</b> Porsche 911 2.0L 1965 1. Jose Ruben ZANCHETTA 2. James TURNER GT2																	
4	1	3:20.958	B	52.902	1:25.817	1:02.239	170.1	15:44.254	4	1	2:56.799	48.249	1:22.938	45.612	156.3	14:14.531	
5	1	8:29.979	B	5:01.234	2:00.968	1:27.777	98.2	24:14.233	5	1	2:53.965	47.809	1:21.107	45.049	175.1	17:08.496	
6	1	8:23.233		6:09.920	1:25.707	47.606	154.0	32:37.466	6	1	3:33.532	50.028	1:22.298	1:21.206	175.1	20:42.028	
7	1	3:03.350		49.446	1:23.738	50.166	179.7	35:40.816	7	1	9:49.183	7:40.491	1:23.091	45.601	151.5	30:31.211	
8	1	2:59.462		49.830	1:23.413	46.219	170.1	38:40.278	8	1	2:55.363	48.262	1:20.384	46.717	177.8	33:26.574	
9	1	3:01.403		50.425	1:22.492	48.486	178.7	41:41.681	9	1	3:06.656	50.881	1:26.233	49.542	148.2	36:33.230	
<b>31</b> Shelby Cobra 289 1964 1. Charles FIRMENICH 2. Henry MOSER GT5																	
4	1	3:55.068		1:36.009	1:27.233	51.826	152.8	3:55.068	4	1	2:56.799	48.249	1:22.938	45.612	156.3	14:14.531	
2	1	3:09.091		54.529	1:26.397	48.165	173.0	7:04.159	5	1	2:53.965	47.809	1:21.107	45.049	175.1	17:08.496	
3	1	3:09.919		54.317	1:25.462	50.140	182.9	10:14.078	6	1	3:33.532	50.028	1:22.298	1:21.206	175.1	20:42.028	
4	1	3:11.305		54.071	1:27.756	49.478	179.7	13:25.383	7	1	9:49.183	7:40.491	1:23.091	45.601	151.5	30:31.211	
5	1	3:24.095	B	55.149	1:27.506	1:01.440	179.7	16:49.478	8	1	2:55.363	48.262	1:20.384	46.717	177.8	33:26.574	
6	1	16:36.246		...	1:39.789	1:03.078	128.8	33:25.724	9	1	3:06.656	50.881	1:26.233	49.542	148.2	36:33.230	
7	1	3:35.984		59.162	1:44.964	51.858	173.0	37:01.708	10	1	3:07.714	B	47.367	1:21.910	58.437	181.6	39:40.944
8	1	3:57.470		57.582	2:05.791	54.097	176.0	40:59.178									
<b>32</b> Lotus Elan 26R 1965 1. Mark FARMER 2. Adrian WILLMOTT GT2																	
1	1	5:38.151		3:09.263	1:35.623	53.265	139.7	5:38.151	1	1	4:21.096	2:07.064	1:25.824	48.208	126.5	4:21.096	
2	1	3:18.341		58.176	1:28.265	51.900	167.3	8:56.492	2	1	3:03.748	52.510	1:23.845	47.393	178.4	7:24.844	
3	1	3:15.986		57.589	1:29.623	48.774	153.5	12:12.478	3	1	2:59.568	51.970	1:21.350	46.248	181.3	10:24.412	
4	1	3:14.413		52.930	1:30.008	51.475	159.3	15:26.891	4	1	3:02.968	50.192	1:26.657	46.119	189.7	13:27.380	
5	1	3:21.829	B	52.829	1:27.406	1:01.594	167.9	18:48.720	5	1	3:04.257	53.095	1:24.544	46.618	185.6	16:31.637	
6	1	15:31.400		...	1:24.515	45.958	140.2	34:20.120									
7	1	2:58.758		49.689	1:23.839	45.230	184.5	37:18.878									
8	1	2:58.419		49.301	1:23.716	45.402	185.9	40:17.297									
<b>22</b> Jaguar E-Type 3.8 1963 1. Jean-Luc BLANCHEMAIN GT4																	
1	1	12:11.164		9:53.505	1:28.645	49.014	147.3	12:11.164	1	1	4:14.068	1:41.668	1:38.029	54.371	102.2	4:14.068	
2	1	3:02.014		50.287	1:24.456	47.271	174.2	15:13.178	2	1	3:12.891	1:01.708	1:25.378	45.805	140.2	7:26.959	
3	1	3:14.385	B	50.605	1:24.148	59.632	166.5	18:27.563	3	1	3:16.253	50.472	1:29.300	56.481	173.6	10:43.212	
4	1	13:40.240		...	1:27.298	47.810	166.0	32:07.803	4	1	3:18.100	B	55.667	1:25.738	56.695	173.9	14:01.312
5	1	2:59.596		50.080	1:22.612	46.904	168.2	35:07.399	5	1	18:14.187	...	1:34.351	50.996	147.7	32:15.499	
6	1	2:59.194		48.745	1:23.545	46.904	198.1	38:06.593	6	1	3:07.421	51.089	1:27.090	49.242	167.9	35:22.920	
7	1	3:14.655		54.235	1:32.491	47.929	174.2	41:21.248	7	1	3:02.499	50.763	1:24.782	46.954	183.6	38:25.419	
<b>26</b> Lotus Elan 26R 1965 1. Patrick SOURY GT2																	
1	1	5:09.925		2:40.284	1:34.475	55.166	130.4	5:09.925	8	1	3:24.205	1:00.042	1:31.144	53.019	155.9	34:52.559	
2	1	3:12.681		54.849	1:26.989	50.843	164.1	8:22.606	9	1	3:23.129	1:00.878	1:30.353	51.898	150.6	38:15.688	
3	1	3:09.770		54.957	1:26.553	48.260	167.3	11:32.376	10	1	3:28.475	1:00.747	1:32.647	55.081	151.9	41:44.163	
4	1	3:09.241		53.695	1:25.816	49.730	172.1	14:41.617									
5	1	3:25.269	B	53.005	1:24.094	1:08.170	178.7	18:06.886									
6	1	12:16.260		...	1:26.713	48.621	162.8	30:23.146									
7	1	3:06.224		53.499	1:24.815	47.910	169.8	33:29.370									
8	1	3:12.929		53.020	1:30.263	49.646	177.5	36:42.299									
9	1	3:04.553		51.873	1:24.940	47.740	186.9	39:46.852									
10	1	3:08.623		52.589	1:27.647	48.387	178.1	42:55.475									
<b>34</b> MG B 1964 1. Bart BLOMMAERT 2. Rikkert LEEMAN GT2																	
1	1	4:20.092		1:47.217	1:38.090	54.785	127.3	4:20.092	1	1	3:43.121	1:05.343	1:41.403	56.375	128.9	3:43.121	
2	1	3:29.679		1:01.247	1:33.474	54.958	143.2	7:49.771	2	1	3:39.561	1:03.827	1:39.417	56.317	144.8	7:22.682	
3	1	3:28.078		1:01.027	1:33.462	53.589	147.5	11:17.849	3	1	3:31.578	1:00.458	1:37.416	53.704	163.6	10:54.260	
4	1	3:26.916		1:01.614	1:32.039	53.263	155.4	14:44.765									
5	1	3:28.876		1:01.071	1:33.136	54.669	144.2	18:13.641									
6	1	4:12.604	B	1:04.440	1:35.929	1:32.235	151.2	22:26.245									
7	1	9:02.109		6:34.205	1:35.056	52.848	139.7	31:28.354									
8	1	3:24.205		1:00.042	1:31.144	53.019	155.9	34:52.559									
9	1	3:23.129		1:00.878	1:30.353	51.898	150.6	38:15.688									
10	1	3:28.475		1:00.747	1:32.647	55.081	151.9	41:44.163									
<b>35</b> Porsche 911 2.0L 1965 1. Frédéric DI EGIDIO 2. Guido DI EGIDIO GT2																	
1	1	5:03.454		2:22.768	1:47.534	53.152	108.5	5:03.454	1	1	3:43.121	1:05.343	1:41.403	56.375	128.9	3:43.121	
2	1	3:12.338		54.886	1:28.961	48.491	133.8	8:15.792	2	1	3:39.561	1:03.827	1:39.417	56.317	144.8	7:22.682	
3	1	3:01.940		50.263	1:24.605	47.072	155.9	11:17.732	3	1	3:31.578	1:00.458	1:37.416	53.704	163.6	10:54.260	




# SIXTIES' ENDURANCE SPA-CLASSIC PRIVATE PRACTICE

## Sector Analysis

Personal Best Session Best B Crossing the finish line in pit lane

Lap	D	Time	Sector 1	Sector 2	Sector 3	T. Spd	Elapsed	Lap	D	Time	Sector 1	Sector 2	Sector 3	T. Spd	Elapsed
<b>44</b> Alfa Romeo Giulia Sprint GTA 1965															
1. Patrick JACK GT2															
2. Rory JACK															
1	1	4:03.885	1:38.765	1:32.291	52.829	147.7	4:03.885	2	1	2:55.952	48.486	1:21.637	45.829	191.5	6:40.824
2	1	3:18.976	57.981	1:28.403	52.592	167.1	7:22.861	3	1	2:55.019	48.791	1:20.443	45.785	168.4	9:35.843
3	1	3:12.101	56.268	1:25.877	49.956	176.9	10:34.962	4	1	2:53.564	48.388	1:20.773	44.403	170.7	12:29.407
4	1	3:10.600	55.169	1:26.096	49.335	178.4	13:45.562	5	1	3:10.280	48.782	1:22.101	59.397	173.0	15:39.687
5	1	3:29.788	58.065	1:26.679	1:05.044	159.5	17:15.350	6	1	14:26.195	...	1:20.878	44.782	177.8	30:05.882
6	2	6:45.560	B				24:00.910	7	1	2:53.329	48.165	1:19.845	45.319	207.4	32:59.211
7	1	8:53.196	6:33.813	1:29.259	50.124	134.0	32:54.106	8	1	2:50.599	48.083	1:18.704	43.812	205.7	35:49.810
8	1	3:08.505	55.874	1:23.969	48.662	167.1	36:02.611	9	1	3:06.671	50.384	1:22.555	53.732	178.7	38:56.481
9	1	3:07.951	55.343	1:22.936	49.672	170.1	39:10.562								
10	1	3:38.327	55.786	1:30.469	1:12.072	168.7	42:48.889								
<b>46</b> Lotus Elan 26R 1963															
1. Alice BOURIEZ GT2															
2. Christian BOURIEZ															
1	1	7:18.005	4:49.117	1:37.384	51.504	132.6	7:18.005								
2	1	3:11.362	55.488	1:27.349	48.525	158.3	10:29.367								
3	1	3:09.755	55.082	1:26.551	48.122	165.2	13:39.122								
4	1	3:09.785	54.129	1:26.349	49.307	156.6	16:48.907								
5	1	3:21.425	56.896	1:25.859	58.670	176.3	20:10.332								
6	1	12:36.758	...	1:38.636	57.071	142.8	32:47.090								
7	1	3:28.659	1:01.005	1:35.068	52.586	140.8	36:15.749								
8	1	3:22.859	58.562	1:32.112	52.185	151.7	39:38.608								
9	1	3:22.538	57.891	1:31.931	52.716	155.6	43:01.146								
<b>47</b> Porsche 904/6 Carrera GTS 1965															
1. Andrew SMITH GT2															
2. Oliver BRYANT															
1	1	4:38.361	2:22.354	1:26.443	49.564	148.2	4:38.361								
2	1	3:04.741	52.971	1:23.973	47.797	164.1	7:43.102								
3	1	2:57.803	51.796	1:20.240	45.767	191.1	10:40.905								
4	1	3:02.061	51.195	1:23.610	47.256	178.7	13:42.966								
5	1	3:10.133	51.515	1:19.902	58.716	178.1	16:53.099								
6	1	14:13.593	B	...	1:31.165	1:02.863	31:06.692								
<b>51</b> Shelby Cobra 289 1963															
1. Maxime GUENAT GT5															
2. Guillaume MAHE															
1	1	3:27.463	1:17.574	1:24.760	45.129	163.8	3:27.463								
2	1	2:52.882	48.420	1:20.416	44.046	186.9	6:20.345								
3	1	3:06.856	48.803	1:20.698	57.355	189.7	9:27.201								
4	2	6:22.209	4:15.054	1:22.066	45.089	151.0	15:49.410								
5	2	2:53.730	48.116	1:19.540	46.074	200.9	18:43.140								
6	2	4:00.940	49.229	1:36.807	1:34.904	190.7	22:44.080								
7	1	9:08.803	7:00.198	1:22.528	46.077	168.7	31:52.883								
8	1	2:52.134	47.425	1:19.957	44.752	192.9	34:45.017								
9	1	2:54.190	48.086	1:20.607	45.497	193.3	37:39.207								
10	1	2:52.445	47.201	1:21.272	43.972	196.2	40:31.652								
<b>55</b> Shelby Cobra 289 1963															
1. Christophe VAN RIET GT5															
2. Frédéric BOUYE															
1	1	3:44.872	1:32.036	1:25.122	47.714	155.4	3:44.872								
<b>57</b> Morgan SLR 1963															
1. John EMBERSON GT3															
2. Nigel GREENSALL															
1	1	3:19.814	1:04.574	1:26.522	48.718	158.0	3:19.814								
2	1	3:04.954	53.447	1:23.978	47.529	175.7	6:24.768								
3	1	3:14.664	B	52.720	1:23.140	58.804	183.2	9:39.432							
4	1	6:39.844	4:20.911	1:27.686	51.247	152.8	16:19.276								
5	1	3:09.663	54.992	1:26.270	48.401	158.3	19:28.939								
6	1	4:25.376	B	59.912	1:42.466	1:42.998	105.4	23:54.315							
7	1	7:41.147	5:25.887	1:26.855	48.405	157.5	31:35.462								
8	1	3:14.094	55.643	1:28.788	49.663	167.9	34:49.556								
9	1	3:09.053	53.614	1:27.202	48.237	160.0	37:58.609								
10	1	3:17.240	B	53.739	1:26.336	57.165	41:15.849								
<b>58</b> Jaguar E-Type 3.8 1964															
1. Christophe DELACHAUX GT4															
2. Josselin PETER															
1	1	4:35.341	2:10.002	1:35.307	50.032	117.9	4:35.341								
2	1	3:09.765	54.083	1:27.464	48.218	143.0	7:45.106								
3	1	3:02.727	51.831	1:24.084	46.812	157.3	10:47.833								
4	1	3:04.842	52.290	1:23.618	48.934	160.8	13:52.675								
5	1	3:18.439	B	51.389	1:25.398	1:01.652	147.7	17:11.114							
6	2	13:45.066	...	1:32.078	54.531	131.6	30:56.180								
7	2	3:17.400	55.920	1:30.755	50.725	155.4	34:13.580								
8	2	3:19.381	55.351	1:33.751	50.279	144.4	37:32.961								
9	2	3:16.012	55.183	1:31.158	49.671	153.1	40:48.973								
<b>60</b> Lotus XI 1957															
1. Guy PEETERS SP2															
2. Frederic DEBRAEY															
1	1	32:19.348	...	1:38.935	55.380	128.0	32:19.348								
2	1	3:28.760	59.811	1:35.554	53.395	142.4	35:48.108								
3	1	3:23.730	58.118	1:32.057	53.555	154.0	39:11.838								
4	1	3:24.104	58.462	1:31.942	53.700	160.3	42:35.942								
<b>63</b> Lotus Elan 26R 1965															
1. Roderick JACK GT2															
2. Patrick JACK															
1	1	3:45.173	1:20.148	1:33.064	51.961	118.7	3:45.173								
<b>64</b> Shelby Cobra 289 1965															
1. Leon EBELING GT5															
2. Andrew NEWALL															
1	1	4:42.327	2:31.715	1:25.285	45.327	146.5	4:42.327								
2	1	2:56.237	48.752	1:22.659	44.826	172.1	7:38.564								
3	1	2:53.735	48.398	1:20.960	44.377	178.4	10:32.299								
4	1	2:55.535	48.127	1:22.641	44.767	180.0	13:27.834								
5	1	3:14.529	B	50.593	1:21.991	1:01.945	180.3	16:42.363							
6	1	14:12.504	...	1:24.088	48.883	170.4	30:54.867								
7	1	2:56.109	48.968	1:21.917	45.224	179.4	33:50.976								
8	1	2:57.792	49.149	1:22.407	46.236	169.3	36:48.768								
9	1	2:54.687	48.104	1:21.516	45.067	184.9	39:43.455								
10	1	2:55.527	48.695	1:21.821	45.011	193.6	42:38.982								




# SIXTIES' ENDURANCE SPA-CLASSIC PRIVATE PRACTICE

## Sector Analysis

■ Personal Best ■ Session Best B Crossing the finish line in pit lane

Lap	D	Time	Sector 1	Sector 2	Sector 3	T. Spd	Elapsed	Lap	D	Time	Sector 1	Sector 2	Sector 3	T. Spd	Elapsed			
<b>67</b>	Shelby Mustang GT350 1965							GT5	1.Thomas STUDER	7	1	3:30.942	1:02.573	1:34.654	53.715	141.0	34:41.638	
	8	1	3:29.943	1:01.162	1:34.737	54.044	154.9			38:11.581								
	9	1	3:30.656	59.142	1:36.133	55.381	157.3			41:42.237								
	1	1	6:42.591	4:17.792	1:33.809	50.990	135.6			6:42.591								
	2	1	3:10.298	57.714	1:23.893	48.691	169.0			9:52.889								
	3	1	3:23.452	B	52.657	1:28.565	1:02.230			164.9	13:16.341							
	4	1	5:37.844	3:26.213	1:24.145	47.486	163.6			18:54.185								
	5	1	4:05.162	B	55.023	1:47.658	1:22.481			155.6	22:59.347							
	6	1	8:21.584	6:10.154	1:24.991	46.439	148.2			31:20.931								
	7	1	3:02.329	51.516	1:24.135	46.678	151.5			34:23.260								
<b>68</b>	Jaguar E-Type 3.8 1962							GT4	1.Dirk EBELING 2.Christian SCHOEDEL	1	1	5:34.633	3:05.707	1:36.032	52.894	106.4	5:34.633	
	2	1	3:13.076	53.463	1:30.285	49.328	154.0			8:47.709								
	3	1	3:06.495	50.945	1:26.530	49.020	169.6			11:54.204								
	4	1	3:04.154	50.933	1:25.049	48.172	178.1			14:58.358								
	5	1	3:24.014	B	52.689	1:26.533	1:04.792			161.8	18:22.372							
	6	1	12:33.309	...	1:30.255	50.111	146.9			30:55.681								
	7	1	3:04.233	50.683	1:25.606	47.944	155.6			33:59.914								
	8	1	3:03.345	51.432	1:24.989	46.924	181.6			37:03.259								
	9	1	3:02.336	51.627	1:24.388	46.321	180.6			40:05.595								
	<b>69</b>	Chevrolet Corvette C1 Phase 2 1960								GT5	1.Gilles RIVOALLON	1	1	5:44.831	2:44.154	1:58.122	1:02.555	91.3
2		1	3:47.699	1:04.042	1:47.763	55.894	115.9	9:32.530										
3		1	3:38.280	1:00.036	1:43.760	54.484	118.2	13:10.810										
4		1	3:37.532	58.143	1:43.839	55.550	120.1	16:48.342										
5		1	3:48.884	B	58.731	1:41.497	1:08.656	120.0	20:37.226									
6		1	11:19.325	8:38.114	1:45.384	55.827	105.3	31:56.551										
7		1	3:34.125	58.366	1:40.793	54.966	133.3	35:30.676										
8		1	3:31.170	56.495	1:40.519	54.156	141.4	39:01.846										
9		1	3:28.444	57.048	1:37.629	53.767	129.7	42:30.290										
<b>70</b>		Shelby Cobra Daytona Coupe 1964							GT5			1.Pierre-Alain FRANCE 2.Erwin FRANCE	1	1	5:50.871	3:33.139	1:30.902	46.830
	2	1	3:03.287	50.527	1:24.142	48.618	168.4	8:54.158										
	3	1	2:59.282	48.695	1:24.115	46.472	171.0	11:53.440										
	4	1	3:01.009	50.594	1:23.600	46.815	166.0	14:54.449										
	5	1	3:14.979	B	49.116	1:22.818	1:03.045	182.2		18:09.428								
	6	1	14:22.092	...	1:22.170	46.614	158.0	32:31.520										
	7	1	2:55.892	48.358	1:22.199	45.335	162.0	35:27.412										
	8	1	2:54.460	48.920	1:20.753	44.787	187.3	38:21.872										
	9	1	2:54.298	48.111	1:21.814	44.373	178.4	41:16.170										
	<b>71</b>	Lotus XI Le Mans 1957								SP2	1.Gilles COURAUDON 2.Kim GAYER		1	1	4:24.339	1:54.501	1:36.190	53.648
2		1	3:25.310	59.296	1:31.705	54.309	149.7	7:49.649										
3		1	3:17.069	58.093	1:28.452	50.524	164.9	11:06.718										
4		1	3:28.388	B	58.271	1:28.144	1:01.973	166.5	14:35.106									
5		1	7:02.473	B	3:50.928	1:42.452	1:29.093	129.9	21:37.579									
6		1	9:33.117	7:02.021	1:36.016	55.080	144.4	31:10.696										
<b>72</b>	Austin-Healey 3000 Mk I 1960							GT3	1.François FILLON 2.André RAULIN	1	1	4:41.260	2:07.756	1:37.119	56.385	152.6	4:41.260	
	2	1	3:22.545	58.498	1:32.510	51.537	141.6			8:03.805								
	3	1	3:25.040	56.027	1:37.159	51.854	175.4			11:28.845								
	4	1	3:16.231	55.609	1:29.000	51.622	171.8			14:45.076								
	5	1	3:14.338	54.496	1:28.723	51.119	186.9			17:59.414								
	6	1	9:50.630	B	1:00.240	1:36.328	7:14.062			177.2	27:50.044							
	7	1	5:19.385	2:42.588	1:40.381	56.416	125.6			33:09.429								
	8	1	3:57.977	B	1:01.999	1:41.035	1:14.943			132.6	37:07.406							
	9	1	4:37.889	1:56.392	1:42.297	59.200	141.0			41:45.295								
	<b>73</b>	Jaguar E-Type 3.8 1964								GT4	1.William PAUL 2.Rory BUTCHER	1	1	4:30.933	2:22.439	1:23.655	44.839	165.7
2		1	2:51.618	48.776	1:17.452	45.390	185.9	7:22.551										
3		1	3:02.999	B	48.111	1:19.656	55.232	202.5	10:25.550									
4		1	6:45.687	4:33.256	1:26.243	46.188	138.5	17:11.237										
5		1	3:14.547	B	49.607	1:22.820	1:02.120	173.6	20:25.784									
6		1	10:14.232	8:04.671	1:23.901	45.660	154.4	30:40.016										
7		1	2:56.586	48.834	1:21.768	45.984	166.0	33:36.602										
8		1	2:58.378	48.577	1:23.378	46.423	176.6	36:34.980										
9		1	2:57.391	48.447	1:23.292	45.652	172.7	39:32.371										
10		1	2:57.874	48.576	1:21.844	47.454	188.6	42:30.245										
<b>74</b>	Jaguar E-Type 3.8 1965							GT4	1.Alexis de BEAUMONT 2. MAVERICK	1	1	3:47.231	1:21.585	1:34.936	50.710	121.7	3:47.231	
	2	1	3:11.717	54.945	1:28.398	48.374	154.2			6:58.948								
	3	1	3:12.957	53.854	1:29.860	49.243	156.1			10:11.905								
	4	1	3:07.537	51.967	1:26.631	48.939	167.1			13:19.442								
	5	1	3:24.216	B	52.290	1:28.289	1:03.637			154.7	16:43.658							
	6	2	6:52.555	B	3:27.524	1:47.892	1:37.139			98.2	23:36.213							
	7	1	7:52.792	5:37.237	1:28.383	47.172	144.0			31:29.005								
	8	1	3:02.962	51.825	1:23.608	47.529	154.2			34:31.967								
	9	1	2:59.720	50.496	1:23.006	46.218	170.4			37:31.687								
	10	1	3:03.351	50.212	1:26.239	46.900	169.0			40:35.038								
<b>75</b>	Lotus Elan 26R 1965							GT2	1.Simon EVANS	1	1	4:09.591	1:52.898	1:28.698	47.995	147.3	4:09.591	
	2	1	3:09.915	52.929	1:27.220	49.766	169.0			7:19.506								
	3	1	3:02.609	53.251	1:22.943	46.415	172.1			10:22.115								
	4	1	3:00.453	50.683	1:22.464	47.306	184.9			13:22.568								
	5	1	3:00.177	50.550	1:22.285	47.342	173.3			16:22.745								
	6	1	3:17.080	B	52.887	1:23.161	1:01.032			164.4	19:39.825							
	7	1	11:24.062	9:11.835	1:24.341	47.886	160.3			31:03.887								
	8	1	3:05.221	51.215	1:26.896	47.110	164.6			34:09.108								
	9	1	3:02.570	50.713	1:23.130	48.727	159.7			37:11.678								
	10	1	3:24.032	B	53.559	1:30.152	1:00.321			162.5	40:35.710							
<b>77</b>	Lotus XV 1958							SP3	1.Olivier BLANPAIN 2.Vincent JANSSENS	1	1	3:24.032	B	53.559	1:30.152	1:00.321	162.5	40:35.710
	2	1	3:24.032	B	53.559	1:30.152	1:00.321			162.5	40:35.710							




# SIXTIES' ENDURANCE SPA-CLASSIC PRIVATE PRACTICE

## Sector Analysis

Personal Best Session Best B Crossing the finish line in pit lane

Lap	D	Time	Sector 1	Sector 2	Sector 3	T. Spd	Elapsed	Lap	D	Time	Sector 1	Sector 2	Sector 3	T. Spd	Elapsed
<b>78</b> Lotus Mark IX 1955 1. Gaël REGENT SP1 2. Guillaume LE METAYER															
1	1	5:50.856	3:10.897	1:43.999	55.960	115.9	5:50.856	1	1	5:26.339	2:53.317	1:38.235	54.787	129.6	5:26.339
2	1	3:31.111	1:00.065	1:37.975	53.071	136.1	9:21.967	2	1	3:29.424	1:00.497	1:34.587	54.340	131.2	8:55.763
3	1	3:28.764	59.875	1:35.670	53.219	152.6	12:50.731	3	1	3:24.852	58.389	1:32.279	54.184	145.0	12:20.615
4	1	3:28.125	59.128	1:34.893	54.104	149.7	16:18.856	4	1	3:19.958	56.886	1:30.100	52.972	158.3	15:40.573
5	1	4:09.947 B	58.647	1:53.045	1:18.255	138.0	20:28.803	5	1	3:16.554	55.423	1:30.068	51.063	181.9	18:57.127
6	1	12:22.947	9:13.136	2:03.877	1:05.934	96.1	32:51.750	6	1	4:08.706 B	55.892	1:49.921	1:22.893	176.9	23:05.833
7	1	4:08.342	1:14.578	1:51.901	1:01.863	111.1	37:00.092	7	1	3:18.994	6:15.404	1:31.752	51.838	164.1	31:44.827
8	1	4:04.107	1:11.073	1:52.106	1:00.928	124.2	41:04.199	8	1	3:12.643	54.005	1:28.041	50.597	163.8	34:57.470
<b>82</b> Shelby Cobra 289 1963 1. Peter FISCHER GT5 2. Benjamin MONNAY															
1	1	5:12.582	2:42.328	1:34.636	55.618	129.7	5:12.582	1	1	3:14.358	54.001	1:27.992	52.365	171.8	38:11.828
2	1	3:10.945	53.006	1:29.401	48.538	166.2	8:23.527	10	1	3:21.763	54.491	1:35.281	51.991	167.1	41:33.591
3	1	3:17.758 B	51.998	1:26.317	59.443	178.1	11:41.285								
4	1	6:19.129	4:03.750	1:26.704	48.675	160.0	18:00.414								
5	1	3:45.984 B	51.438	1:29.527	1:25.019	168.4	21:46.398								
6	2	9:15.077	6:56.073	1:28.639	50.365	154.4	31:01.475								
7	2	3:04.283	51.428	1:25.142	47.713	164.4	34:05.758								
8	2	3:04.533	51.110	1:25.673	47.750	155.9	37:10.291								
9	2	3:05.879	53.581	1:25.328	46.970	181.9	40:16.170								
<b>84</b> MG B 1964 1. Benjamin ENGRAND GT2 2. Hugo PAYEN															
1	1	5:43.267	2:44.657	1:58.262	1:00.348	99.6	5:43.267								
2	1	3:38.465	1:02.582	1:39.371	56.512	137.8	9:21.732								
3	1	3:35.126	1:03.528	1:35.550	56.048	141.0	12:56.858								
4	1	3:28.521	1:00.185	1:34.156	54.180	151.2	16:25.379								
5	1	3:28.982	59.909	1:34.175	54.898	151.5	19:54.361								
6	1	4:27.458 B	1:12.740	1:48.013	1:26.705	114.9	24:21.819								
7	1	7:50.875	5:21.140	1:36.389	53.346	130.4	32:12.694								
8	1	3:27.621	59.156	1:33.595	54.870	146.5	35:40.315								
9	1	3:27.630	59.755	1:33.503	54.372	156.8	39:07.945								
10	1	3:27.226	59.414	1:33.586	54.226	156.3	42:35.171								
<b>86</b> Shelby Cobra 289 1963 1. Philip KADOORIE GT5 2. Dan WELLS															
1	1	3:44.740	1:19.976	1:35.111	49.653	113.3	3:44.740								
2	1	3:09.136	51.636	1:28.939	48.561	156.8	6:53.876								
3	1	3:02.439	49.558	1:23.460	49.421	166.2	9:56.315								
4	1	3:02.165	48.650	1:25.417	48.098	185.2	12:58.480								
5	1	2:59.602	48.888	1:25.274	45.440	166.5	15:58.082								
6	1	3:09.636	52.749	1:27.975	48.912	140.6	19:07.718								
7	1	4:09.844 B	54.912	1:45.567	1:29.365	154.0	23:17.562								
<b>88</b> Shelby Cobra 289 1965 1. Sébastien DEMOLE GT5															
8	1	8:40.604	6:27.492	1:27.611	45.501	159.0	31:58.166								
9	1	2:53.730	48.130	1:21.314	44.286	194.0	34:51.896								
10	1	2:53.322	47.295	1:21.139	44.888	186.2	37:45.218								
11	1	2:52.616	46.936	1:21.270	44.410	197.4	40:37.834								
<b>99</b> Lotus XI 1500 1956 1. Serge KRINKOFF SP2															
1	1	3:57.421	1:19.174	1:43.013	55.234	99.1	3:57.421								
2	1	3:12.581	56.281	1:28.377	47.923	161.5	7:10.002								
3	1	3:03.038	52.507	1:21.663	48.868	182.6	10:13.040								
4	1	3:03.238	52.719	1:23.032	47.487	181.9	13:16.278								
5	1	3:00.713	51.822	1:21.439	47.452	186.6	16:16.991								
6	1	3:35.084 B	57.503	1:27.990	1:09.591	146.5	19:52.075								
7	1	11:30.687	9:16.735	1:25.120	48.832	143.2	31:22.762								
8	1	3:02.563	52.070	1:23.640	46.853	176.3	34:25.325								
9	1	3:02.399	52.155	1:22.751	47.493	181.3	37:27.724								
10	1	3:07.175	52.440	1:26.612	48.123	179.4	40:34.899								
<b>100</b> Jaguar E-Type 3.8 1963 1. Sébastien BERCHON GT4															
1	1	30:50.802	...	1:31.379	48.820	138.3	30:50.802								
2	1	3:02.132	50.723	1:24.645	46.764	156.6	33:52.934								
3	1	3:01.652	50.196	1:23.985	47.471	164.6	36:54.586								
4	1	3:14.490 B	50.283	1:24.216	59.991	178.1	40:09.076								
<b>115</b> Lotus XV 1958 1. Eric MESTDAGH SP3															
1	1	31:53.831	...	1:24.567	49.743	147.1	31:53.831								
2	1	3:05.229	54.859	1:22.503	47.867	173.3	34:59.060								
3	1	3:11.896	54.722	1:26.326	50.848	167.6	38:10.956								
4	1	3:09.719	54.702	1:26.632	48.385	169.8	41:20.675								
<b>133</b> Jaguar E-Type 3.8 1964 1. Jon MINSHAW GT4 2. Phil KEEN															
1	1	3:12.616	1:03.633	1:23.702	45.281	133.3	3:12.616								
2	1	3:01.113 B	47.342	1:18.190	55.581	187.6	6:13.729								
3	1	6:42.030	4:37.373	1:20.595	44.062	165.7	12:55.759								
4	1	2:48.527	46.621	1:18.910	42.996	185.2	15:44.286								
5	1	2:48.249	46.811	1:17.947	43.491	192.5	18:32.535								
6	1	4:04.664 B	52.951	1:36.777	1:34.936	121.7	22:37.199								
7	1	9:19.874	7:12.516	1:23.804	43.554	162.0	31:57.073								
8	1	2:48.481	46.865	1:18.200	43.416	197.0	34:45.554								
9	1	2:46.427	46.522	1:16.651	43.254	204.9	37:31.981								
10	1	3:15.166 B	47.624	1:24.659	1:02.883	190.0	40:47.147								




# SIXTIES' ENDURANCE SPA-CLASSIC PRIVATE PRACTICE

## Sector Analysis

Personal Best Session Best B Crossing the finish line in pit lane

Lap	D	Time	Sector 1	Sector 2	Sector 3	T. Spd	Elapsed	Lap	D	Time	Sector 1	Sector 2	Sector 3	T. Spd	Elapsed	
<b>139</b>	Lotus Elan 26R 1964 1. Hubert BOURDIN 2. Charles BOURDIN							GT2	8	1	3:13.235	53.674	1:28.167	51.394	162.0	35:40.533
	1	4:51.132	B	1:51.477	1:34.674	1:24.981	131.9	4:51.132	9	1	3:10.527	54.400	1:27.472	48.655	171.8	38:51.060
	2	1	7:03.345	B	1:50.638	1:30.918	3:41.789	138.0	10	1	3:07.795	53.531	1:25.827	48.437	172.4	41:58.855
	3	2	4:11.225	1:51.938	1:28.829	50.458	147.5	16:05.702								
	4	2	3:12.074	55.738	1:26.217	50.119	149.9	19:17.776								
	5	2	8:47.019	B	1:01.311	1:42.251	6:03.457	131.8								
	6	1	5:01.333	2:34.809	1:35.557	50.967	136.9	33:06.128								
	7	1	3:19.054	58.066	1:29.908	51.080	154.4	36:25.182								
<b>149</b>	Porsche 356 (C) SC coupé 1965 1. Bill STEPHENS 2. Will STEPHENS							GT2								
	1	1	6:15.840	3:39.440	1:40.795	55.605	128.0	6:15.840								
	2	1	3:28.333	1:01.775	1:34.245	52.313	160.8	9:44.173								
	3	1	4:58.687	B	1:10.952	2:14.817	1:32.918	101.5	14:42.860							
	4	2	8:29.422	B	5:13.590	1:48.148	1:27.684	154.0	23:12.282							
	5	1	8:53.464	6:28.989	1:33.008	51.467	132.6	32:05.746								
	6	1	3:18.325	56.709	1:28.508	53.108	168.7	35:24.071								
	7	1	3:13.371	56.578	1:25.817	50.976	172.1	38:37.442								
	8	1	3:13.608	56.501	1:26.924	50.183	169.8	41:51.050								
<b>154</b>	TVR Griffith 200 1965 1. Philipp ZUMSTEIN 2. Bernhard BÜHLER							GT5								
	1	1	4:39.383	2:23.574	1:26.747	49.062	128.9	4:39.383								
	2	1	3:04.247	50.257	1:25.967	48.023	155.9	7:43.630								
	3	1	2:58.586	48.833	1:23.660	46.093	168.7	10:42.216								
	4	1	2:57.054	48.409	1:23.216	45.429	168.7	13:39.270								
	5	1	2:57.946	48.560	1:23.224	46.162	171.5	16:37.216								
	6	1	3:19.767	B	48.143	1:29.206	1:02.418	173.9	19:56.983							
	7	1	10:54.245	8:31.131	1:31.748	51.366	124.5	30:51.228								
	8	1	3:10.016	53.380	1:25.942	50.694	149.9	34:01.244								
	9	1	3:06.614	53.897	1:24.286	48.431	157.5	37:07.858								
	10	1	3:06.887	53.180	1:25.665	48.042	141.0	40:14.745								
<b>168</b>	Shelby Mustang GT350 1965 1. Stan NOVAKOVIC							GT5								
	1	1	4:43.715	2:10.591	1:39.601	53.523	118.2	4:43.715								
	2	1	3:13.726	55.299	1:29.196	49.231	156.1	7:57.441								
	3	1	3:10.974	52.881	1:28.678	49.415	169.3	11:08.415								
	4	1	3:13.263	53.804	1:29.493	49.966	157.1	14:21.678								
	5	1	3:08.568	52.619	1:26.945	49.004	163.6	17:30.246								
	6	1	3:42.064	B	52.838	1:25.474	1:23.752	168.2	21:12.310							
	7	1	9:40.211	7:21.405	1:29.235	49.571	146.3	30:52.521								
	8	1	3:10.271	52.972	1:27.987	49.312	150.8	34:02.792								
	9	1	3:06.755	53.048	1:25.772	47.935	144.4	37:09.547								
	10	1	3:11.267	54.911	1:28.707	47.649	155.6	40:20.814								
<b>170</b>	Lotus Elan 26R 1964 1. Ted TUPPEN							GT2								
	1	1	3:58.156	1:19.468	1:41.706	56.982	131.2	3:58.156								
	2	1	3:21.758	57.419	1:32.343	51.996	162.0	7:19.914								
	3	1	3:13.789	55.132	1:28.649	50.008	163.6	10:33.703								
	4	1	3:24.265	B	54.177	1:27.789	1:02.299	180.3	13:57.968							
	5	1	5:25.147	3:07.724	1:27.197	50.226	172.4	19:23.115								
	6	1	4:26.499	B	58.425	1:42.276	1:45.798	116.8	23:49.614							
	7	1	8:37.684	6:20.479	1:27.541	49.664	171.0	32:27.298								
<b>172</b>	Jaguar E-Type 3.8 1964 1. Didier ROBIN 2. Arnold ROBIN							GT4								
	1	1	3:54.898	1:38.813	1:25.431	50.654	165.7	3:54.898								
	2	1	3:01.478	52.184	1:22.022	47.272	180.0	6:56.376								
	3	1	3:00.534	51.480	1:21.923	47.131	188.3	9:56.910								
	4	1	5:03.110	B	50.383	1:22.749	2:49.978	177.8	15:00.020							
	5	1	4:13.495	1:55.382	1:29.432	48.681	180.6	19:13.515								
	6	1	4:15.306	B	52.759	1:49.842	1:32.705	145.2	23:28.821							
	7	1	8:00.783	5:43.806	1:28.883	48.094	154.9	31:29.604								
	8	1	3:06.629	53.115	1:25.732	47.782	179.7	34:36.233								
	9	1	4:42.735	B	56.545	1:27.638	2:18.552	138.0	39:18.968							
<b>173</b>	Jaguar E-Type 3.8 1963 1. Laurent JASPERS							GT4								
	1	1	5:08.303	B	2:33.319	1:34.598	1:00.386	139.7	5:08.303							
	2	1	6:54.984	4:40.635	1:25.766	48.583	166.0	12:03.287								
	3	1	3:00.818	51.661	1:22.927	46.230	176.6	15:04.105								
	4	1	3:00.501	50.882	1:22.923	46.696	176.6	18:04.606								
	5	1	3:46.096	B	54.345	1:24.166	1:27.585	179.4	21:50.702							
	6	1	11:09.250	8:54.316	1:27.142	47.792	157.5	32:59.952								
	7	1	3:05.914	55.310	1:23.537	47.067	176.0	36:05.866								
	8	1	3:15.372	B	51.622	1:21.235	1:02.515	186.9	39:21.238							
<b>176</b>	Bizzarini 5300 GT 1965 1. David HART 2. Steve HART							GT5								
	1	1	4:17.674	2:06.443	1:25.766	45.465	134.0	4:17.674								
	2	1	2:54.168	47.825	1:22.301	44.042	160.5	7:11.842								
	3	1	2:50.626	46.863	1:20.666	43.097	190.4	10:02.468								
	4	1	2:52.341	47.838	1:20.625	43.878	179.1	12:54.809								
	5	1	2:52.706	47.476	1:21.041	44.189	181.9	15:47.515								
	6	1	2:49.927	46.271	1:19.976	43.680	189.7	18:37.442								
	7	1	3:51.256	B	47.116	1:30.782	1:33.358	159.5	22:28.698							
	8	1	9:41.381	7:30.063	1:25.012	46.306	161.0	32:10.079								
	9	1	2:50.449	47.678	1:19.906	42.865	178.1	35:00.528								
	10	1	2:53.006	49.399	1:20.361	43.246	178.4	37:53.534								
	11	1	2:49.256	46.972	1:19.328	42.956	183.9	40:42.790								
<b>181</b>	Shelby Cobra Daytona Coupe 1962 1. Vincent NEURRISSE							GT5								
	1	1	5:49.897	B	3:14.231	1:31.526	1:04.140	109.1	5:49.897							
	2	1	6:30.278	4:14.663	1:26.123	49.492	159.7	12:20.175								
	3	1	3:02.951	49.747	1:25.849	47.355	183.9	15:23.126								
	4	1	2:54.876	49.865	1:20.686	44.325	182.9	18:18.002								
	5	1	4:02.410	B	49.244	1:30.060	1:43.106	186.2	22:20.412							
	6	1	10:35.828	8:25.406	1:24.902	45.520	150.4	32:56.240								
	7	1	2:53.247</													




# SIXTIES' ENDURANCE SPA-CLASSIC PRIVATE PRACTICE

## Sector Analysis

Personal Best Session Best B Crossing the finish line in pit lane

Lap	D	Time	Sector 1	Sector 2	Sector 3	T. Spd	Elapsed	Lap	D	Time	Sector 1	Sector 2	Sector 3	T. Spd	Elapsed
<b>222</b> Alfa Romeo Giulia Sprint GTA 1965															
1. François FABRI GT2															
2. Alexander FURIANI															
1	1	6:08.340	3:31.475	1:42.372	54.493	125.3	6:08.340	3	1	3:07.538	51.381	1:25.590	50.567	175.4	12:20.891
2	1	3:21.679	1:00.360	1:29.250	52.069	155.1	9:30.019	4	1	3:09.382	53.393	1:27.292	48.697	162.8	15:30.273
3	1	3:16.430	56.949	1:28.871	50.610	157.3	12:46.449	5	1	3:08.414	54.661	1:24.887	48.866	166.2	18:38.687
4	1	3:15.888	57.023	1:28.371	50.494	157.8	16:02.337	6	1	4:02.584 B	52.093	1:35.880	1:34.611	182.2	22:41.271
5	1	3:13.478	55.568	1:27.744	50.166	175.1	19:15.815	7	1	9:57.850	7:43.571	1:25.713	48.566	162.5	32:39.121
6	1	4:24.310 B	59.920	1:44.519	1:39.871	135.1	23:40.125	8	1	3:05.259	53.243	1:23.487	48.529	174.5	35:44.380
7	1	9:00.357	6:42.335	1:29.749	48.273	135.4	32:40.482	9	1	3:07.633	52.768	1:26.737	48.128	175.7	38:52.013
8	1	3:06.398	53.832	1:25.019	47.547	186.9	35:46.880	10	1	3:37.071 B	58.846	1:33.675	1:04.550	134.2	42:29.084
9	1	3:26.677	54.035	1:33.355	59.287	163.3	39:13.557								
<b>244</b> Austin-Healey 3000 Mk II 1962															
1. MOZ GT3															
1	1	5:48.378	2:54.148	1:53.356	1:00.874	94.1	5:48.378	1	1	5:46.650	2:59.708	1:43.750	1:03.192	113.5	5:46.650
2	1	3:38.096	1:04.919	1:41.076	52.101	120.9	9:26.474	2	1	3:36.683	1:02.958	1:39.806	53.919	120.6	9:23.333
3	1	3:21.317	57.305	1:32.567	51.445	152.6	12:47.791	3	1	3:19.133	58.180	1:29.872	51.081	163.3	12:42.466
4	1	3:20.738	56.502	1:30.559	53.677	152.1	16:08.529	4	1	3:25.577	58.391	1:33.150	54.036	161.8	16:08.043
5	1	3:16.544	54.932	1:30.103	51.509	159.3	19:25.073	5	1	3:37.387 B	58.617	1:30.455	1:08.315	154.9	19:45.430
6	1	4:27.065 B	1:02.680	1:42.765	1:41.620	109.9	23:52.138	6	1	12:07.335	9:25.012	1:44.972	57.351	106.3	31:52.765
7	1	8:12.337	5:48.190	1:31.542	52.605	143.6	32:04.475	7	1	3:32.302	1:01.150	1:34.510	56.642	142.4	35:25.067
8	1	3:16.023	55.310	1:29.649	51.064	161.3	35:20.498	8	1	3:38.409	1:02.717	1:40.896	54.796	130.1	39:03.476
9	1	3:16.227	54.903	1:29.873	51.451	169.3	38:36.725	9	1	3:52.395 B	59.698	1:42.320	1:10.377	144.8	42:55.871
10	1	3:19.206	55.932	1:30.889	52.385	157.1	41:55.931								
<b>255</b> Lotus Elan 26R 1965															
1. Guillaume BRAJEUX GT2															
2. Patrice GAY															
1	1	4:47.674	2:26.092	1:30.755	50.827	130.2	4:47.674	1	1	4:39.473	2:08.653	1:37.544	53.276	126.4	4:39.473
2	1	3:16.876	56.476	1:29.049	51.351	159.7	8:04.550	2	1	3:17.859	56.489	1:31.576	49.794	144.4	7:57.332
3	1	3:22.453	56.033	1:35.019	51.401	158.0	11:27.003	3	1	3:13.960	54.170	1:30.150	49.640	145.8	11:11.292
4	1	3:13.276	55.621	1:27.465	50.190	149.7	14:40.279	4	1	3:11.675	54.204	1:28.036	49.435	140.2	14:22.967
5	1	3:34.562 B	54.770	1:26.818	1:12.974	153.7	18:14.841	5	1	3:09.999	53.138	1:27.041	49.820	157.1	17:32.966
6	1	15:39.111	...	1:49.072	1:04.064	122.6	33:53.952	6	1	3:40.974 B	53.015	1:25.641	1:22.318	155.9	21:13.940
7	1	3:54.503	1:03.940	1:49.917	1:00.646	107.8	37:48.455	7	1	10:55.258	8:32.633	1:33.057	49.568	142.2	32:09.198
8	1	3:47.588	1:01.070	1:47.931	58.587	128.4	41:36.043	8	1	3:06.747	53.551	1:24.831	48.365	162.0	35:15.945
								9	1	3:03.040	52.631	1:23.399	47.010	170.1	38:18.985
								10	1	3:03.884	51.942	1:24.164	47.778	181.0	41:22.869
<b>344</b> Shelby Mustang GT350 1965															
1. Armand ADRIAANS GT5															
2. Ad VERKUIJLEN															
1	1	5:37.652	3:00.686	1:43.294	53.672	103.0	5:37.652	1	1	4:39.473	2:08.653	1:37.544	53.276	126.4	4:39.473
2	1	4:34.727 B	54.283	2:04.907	1:35.537	156.8	10:12.379	2	1	3:17.859	56.489	1:31.576	49.794	144.4	7:57.332
3	1	23:24.725 B	...	1:43.525	1:11.278	121.9	33:37.104	3	1	3:13.960	54.170	1:30.150	49.640	145.8	11:11.292
4	1	7:29.120 B	4:23.173	1:46.665	1:19.282	120.1	41:06.224	4	1	3:11.675	54.204	1:28.036	49.435	140.2	14:22.967
<b>369</b> Shelby Cobra 289 1964															
1. Urs BECK GT5															
2. Ralf KELLENNERS															
1	1	4:44.793	2:27.122	1:30.860	46.811	138.7	4:44.793	1	1	4:39.473	2:08.653	1:37.544	53.276	126.4	4:39.473
2	1	3:04.659	53.103	1:24.746	46.810	165.4	7:49.452	2	1	3:17.859	56.489	1:31.576	49.794	144.4	7:57.332
3	1	2:59.052	49.149	1:23.394	46.509	171.0	10:48.504	3	1	3:13.960	54.170	1:30.150	49.640	145.8	11:11.292
4	1	3:00.416	50.395	1:23.254	46.767	184.9	13:48.920	4	1	3:11.675	54.204	1:28.036	49.435	140.2	14:22.967
5	1	2:59.917	50.156	1:22.740	47.021	189.0	16:48.837	5	1	3:09.999	53.138	1:27.041	49.820	157.1	17:32.966
6	1	3:12.127 B	49.334	1:25.279	57.514	181.0	20:00.964	6	1	3:40.974 B	53.015	1:25.641	1:22.318	155.9	21:13.940
7	2	10:16.500	8:07.684	1:23.520	45.296	155.6	30:17.464	7	1	10:55.258	8:32.633	1:33.057	49.568	142.2	32:09.198
8	2	2:56.568	49.386	1:21.491	45.691	182.9	33:14.032	8	1	3:06.747	53.551	1:24.831	48.365	162.0	35:15.945
9	2	2:54.183	48.342	1:20.573	45.268	187.9	36:08.215	9	1	3:03.040	52.631	1:23.399	47.010	170.1	38:18.985
10	2	2:53.997	48.768	1:20.004	45.225	192.2	39:02.212	10	1	3:03.884	51.942	1:24.164	47.778	181.0	41:22.869
11	2	2:51.678	47.704	1:19.897	44.077	197.0	41:53.890								
<b>370</b> Shelby Cobra 289 1964															
1. Saif ASSAM GT5															
2. Cabell FISCHER															
1	1	6:02.624	3:35.855	1:35.901	50.868	125.4	6:02.624	1	1	4:39.473	2:08.653	1:37.544	53.276	126.4	4:39.473
2	1	3:10.729	53.249	1:28.646	48.834	174.8	9:13.353	2	1	3:17.859	56.489	1:31.576	49.794	144.4	7:57.332



## SIXTIES' ENDURANCE SPA-CLASSIC PRIVATE PRACTICE

### Sector Analysis

■ Personal Best ■ Session Best B Crossing the finish line in pit lane

Lap	D	Time	Sector 1	Sector 2	Sector 3	T. Spd	Elapsed	Lap	D	Time	Sector 1	Sector 2	Sector 3	T. Spd	Elapsed
1	1	5:32.008	3:02.003	1:37.810	52.195	108.5	5:32.008								
2	1	3:12.593	53.777	1:29.711	49.105	144.6	8:44.601								
3	1	<b>3:07.929</b>	51.147	1:28.336	<b>48.446</b>	145.6	11:52.530								
4	1	3:26.005 <b>B</b>	<b>50.851</b>	<b>1:23.081</b>	1:12.073	157.8	15:18.535								

411		Porsche 911 2.0L 1965					
		1. Lukas BUCHER		GT2			
		2. David VERZIJLBERGEN					
1	1	4:08.262	1:40.055	1:33.013	55.194	140.2	4:08.262
2	1	3:20.538	58.473	1:29.402	52.663	146.1	7:28.800
3	1	3:49.496	56.634	2:00.618	52.244	169.8	11:18.296
4	1	3:20.144	56.483	1:28.480	55.181	174.8	14:38.440
5	1	3:38.569 <b>B</b>	56.664	1:28.874	1:13.031	158.3	18:17.009
6	1	12:17.081	9:56.600	1:30.918	49.563	137.1	30:34.090
7	1	3:10.540	56.412	1:25.499	48.629	163.1	33:44.630
8	1	3:09.702	<b>54.738</b>	1:25.511	49.453	171.0	36:54.332
9	1	<b>3:07.396</b>	54.900	<b>1:24.791</b>	<b>47.705</b>	171.0	40:01.728

500		Shelby Cobra 289 1965					
		1. Ben GILL		GT5			
1	1	3:48.271	1:26.813	1:31.307	50.151	137.8	3:48.271
2	1	3:10.004 <b>B</b>	51.262	1:23.397	55.345	177.8	6:58.275
3	1	5:25.444	3:17.735	1:22.279	45.430	172.1	12:23.719
4	1	3:00.820	51.457	1:22.986	46.377	176.6	15:24.539
5	1	<b>2:55.815</b>	<b>48.891</b>	1:22.110	<b>44.814</b>	181.9	18:20.354
6	1	4:02.063 <b>B</b>	55.566	1:36.425	1:30.072	168.7	22:22.417
7	1	8:38.008	6:27.475	1:23.785	46.748	162.5	31:00.425
8	1	2:58.982	49.403	1:22.418	47.161	187.9	33:59.407
9	1	2:59.705	50.842	1:21.715	47.148	191.8	36:59.112
10	1	2:56.950	49.069	<b>1:21.257</b>	46.624	192.2	39:56.062
11	1	2:58.081	49.145	1:23.170	45.766	199.3	42:54.143