

# ENDURANCE RACING LEGENDS

## SPA-CLASSIC RACE 1

### Sector Analysis

■ Personal Best ■ Session Best B Crossing the finish line in pit lane

Lap	D	Time	Sector 1	Sector 2	Sector 3	T. Spd	Elapsed	Lap	D	Time	Sector 1	Sector 2	Sector 3	T. Spd	Elapsed
10	1	2:14.435	38.275	1:01.717	34.443	262.8	30:08.255	10	1	2:34.921	44.319	1:11.058	39.544	204.1	33:06.623
11	1	2:15.601	38.309	1:01.410	35.882	262.2	32:23.856	11	1	2:33.949	43.406	1:11.243	39.300	215.2	35:40.572
12	1	2:16.471	38.526	1:03.489	34.456	260.8	34:40.327	12	1	2:34.745	43.145	1:11.590	40.010	232.9	38:15.317
13	1	2:14.281	38.653	1:01.060	34.568	262.2	36:54.608	13	1	2:35.131	43.558	1:11.365	40.208	222.7	40:50.448
14	1	2:18.802	38.327	1:04.318	36.157	259.5	39:13.410	14	1	2:33.995	43.433	1:10.188	40.374	228.2	43:24.443
15	1	2:16.108	38.608	1:02.558	34.942	248.2	41:29.518								

22		Porsche 993 GT2 Evo 1998		GT2A		
1.		Sebastian GLASER				
1	1	3:25.720	48.150	1:28.834	1:08.736	3:25.720
2	1	4:53.255	1:47.564	1:52.496	1:13.195	8:18.975
3	1	4:36.018	1:27.158	1:54.808	1:14.052	12:54.993
4	1	2:31.292	43.272	1:09.913	38.107	15:26.285
5	1	2:29.572	42.182	1:09.294	38.096	17:55.857
6	1	2:29.285	42.094	1:08.999	38.192	20:25.142
7	1	2:37.680	42.127	1:09.036	46.517	23:02.822
8	1	3:45.407	1:58.416	1:08.722	38.269	26:48.229
9	1	2:30.466	42.524	1:09.515	38.427	29:18.695
10	1	2:29.976	42.203	1:08.932	38.841	31:48.671
11	1	2:30.467	42.374	1:09.496	38.597	34:19.138
12	1	2:30.866	42.624	1:09.668	38.574	36:50.004
13	1	2:33.255	42.730	1:09.956	40.569	39:23.259
14	1	2:32.141	42.348	1:10.060	39.733	41:55.400

25		Lola-MG EX257 2001		LMP2B		
1.		Mike NEWTON				
1	1	3:18.091	42.211	1:29.209	1:06.671	3:18.091
2	1	4:53.585	1:41.847	1:59.709	1:12.029	8:11.676
3	1	4:38.699	1:24.401	1:58.597	1:15.701	12:50.375
4	1	2:22.204	40.249	1:05.754	36.201	15:12.579
5	1	2:18.780	38.617	1:04.882	35.281	17:31.359
6	1	2:26.591	38.161	1:04.805	43.625	19:57.950
7	1	3:38.049	1:56.344	1:05.891	35.814	23:35.999
8	1	2:16.817	38.451	1:03.137	35.229	25:52.816
9	1	2:18.701	39.278	1:04.119	35.304	28:11.517
10	1	2:20.717	40.038	1:03.527	37.152	30:32.234
11	1	2:20.139	39.065	1:04.601	36.473	32:52.373
12	1	2:21.646	39.647	1:04.858	37.141	35:14.019
13	1	2:23.163	38.736	1:07.909	36.518	37:37.182
14	1	2:19.361	38.841	1:04.558	35.962	39:56.543
15	1	2:21.923	39.353	1:06.316	36.254	42:18.466

27		Aston Martin DBR9 2005		INV		
1.		Nikolaus DITTING				
1	1	32:04.277	45.660			32:04.277


29		Porsche 996 GT3-RS 2004		GT2C		
1.		Christian TRABER				
2.		Nicolas TRABER				
1	2	3:38.067	55.692	1:31.116	1:11.259	3:38.067
2	2	4:57.637	1:59.480	1:42.295	1:15.862	8:35.704
3	2	4:32.379	1:32.312	1:47.152	1:12.915	13:08.083
4	2	2:42.341	45.104	1:15.308	41.929	15:50.424
5	2	2:38.074	44.953	1:12.466	40.655	18:28.498
6	2	2:50.125	45.133	1:14.226	50.766	21:18.623
7	1	4:00.883	2:06.698	1:13.295	40.890	25:19.506
8	1	2:36.089	43.895	1:12.101	40.093	27:55.595
9	1	2:36.107	43.956	1:11.983	40.168	30:31.702

30		Porsche 996 GT3-R 2000		GT2B		
1.		Lee MAXTED-PAGE				
1	1	3:43.736	59.596	1:33.748	1:10.392	3:43.736
2	1	4:57.912	2:02.744	1:40.835	1:14.333	8:41.648
3	1	4:33.555	1:38.910	1:44.316	1:10.329	13:15.203
4	1	2:49.450	47.226	1:18.271	43.953	16:04.653
5	1	2:46.961	46.794	1:17.509	42.658	18:51.614
6	1	2:54.641	46.277	1:16.086	52.278	21:46.255
7	1	4:05.913	2:04.841	1:17.799	43.273	25:52.168
8	1	2:42.594	45.622	1:15.073	41.899	28:34.762
9	1	2:41.588	45.187	1:14.403	41.998	31:16.350
10	1	2:40.028	45.347	1:13.324	41.357	33:56.378
11	1	3:15.613	44.508	1:23.707	1:07.398	37:11.991

31		Mosler MT900 R 2001		GT2B		
1.		Colin PATON				
2.		Aaron SCOTT				
1	1	3:33.605	53.794	1:30.093	1:09.718	3:33.605
2	1	4:53.610	1:55.248	1:45.363	1:12.999	8:27.215
3	1	4:36.740	1:33.559	1:49.862	1:13.319	13:03.955
4	1	2:43.480	46.249	1:16.155	41.076	15:47.435
5	1	2:39.996	45.017	1:13.741	41.238	18:27.431
6	1	2:40.901	45.636	1:14.157	41.108	21:08.332
7	1	2:50.521	45.248	1:14.598	50.675	23:58.853
8	1	3:54.590	1:59.847	1:13.571	41.172	27:53.443
9	1	2:39.028	44.610	1:13.043	41.375	30:32.471
10	1	2:40.539	45.180	1:13.514	41.845	33:13.010
11	1	2:39.816	44.802	1:13.193	41.821	35:52.826
12	1	2:39.460	45.122	1:13.186	40.152	38:32.286
13	1	2:37.534	45.169	1:12.016	40.349	41:09.820
14	1	2:36.999	44.311	1:12.635	40.053	43:46.819

33		Ferrari 333SP 1999		LMP1A		
1.		Michel LECOURT				
2.		Raymond NARAC				
1	1	3:13.309	40.888	1:27.396	1:05.025	3:13.309
2	1	4:52.841	1:39.215	2:03.181	1:10.445	8:06.150
3	1	4:40.214	1:23.858	1:59.938	1:16.418	12:46.364
4	1	2:19.615	39.725	1:04.585	35.305	15:05.979
5	1	2:19.415	40.406	1:03.700	35.309	17:25.394
6	1	2:25.032	38.863	1:02.945	43.224	19:50.426
7	1	3:45.908	2:01.241	1:06.693	37.974	23:36.334
8	1	2:25.018	40.380	1:06.477	38.161	26:01.352
9	1	2:26.600	40.713	1:08.076	37.811	28:27.952
10	1	2:27.795	40.544	1:08.055	39.196	30:55.747
11	1	2:24.884	40.940	1:06.445	37.499	33:20.631
12	1	2:26.109	40.877	1:08.047	37.185	35:46.740
13	1	2:25.062	40.048	1:07.167	37.847	38:11.802
14	1	2:25.182	40.593	1:07.581	37.008	40:36.984
15	1	2:24.609	40.750	1:06.192	37.667	43:01.593

35		Porsche 993 GT2 Evo 1996		GT2A	
1.		Paul MCLEAN			



# ENDURANCE RACING LEGENDS


## SPA-CLASSIC

### RACE 1

### Sector Analysis

Personal Best Session Best B Crossing the finish line in pit lane

Lap	D	Time	Sector 1	Sector 2	Sector 3	T. Spd	Elapsed	Lap	D	Time	Sector 1	Sector 2	Sector 3	T. Spd	Elapsed
<b>40</b> Ford GT (001 PT GT1) 2010 GT1B 1. Philippe SCEMAMA 2. Enric HELARY															
1	2	3:24.243	47.557	1:28.466	1:08.220		3:24.243	11	1	2:22.067	39.854	1:04.323	37.890	241.7	33:13.114
2	2	4:53.002	1:47.327	1:52.574	1:13.101	45.2	8:17.245	12	1	2:22.665	40.264	1:05.895	36.506	251.8	35:35.779
3	2	4:37.139	1:27.475	1:54.854	1:14.810	52.7	12:54.384	13	1	2:23.630	40.621	1:06.622	36.387	238.3	37:59.409
4	2	2:32.841	43.974	1:10.256	38.611	213.9	15:27.225	14	1	2:22.548	40.074	1:06.307	36.167	249.4	40:21.957
5	2	2:29.350	42.457	1:08.630	38.263	222.7	17:56.575	15	1	2:21.727	39.526	1:05.748	36.453	259.5	42:43.684
6	2	2:29.108	42.184	1:08.612	38.312	229.8	20:25.683								
7	2	2:38.302	42.206	1:08.834	47.262	229.2	23:03.985								
8	1	4:05.195	2:13.206	1:10.950	41.039	211.2	27:09.180								
9	1	2:36.709	45.618	1:10.237	40.854	225.2	29:45.889								
10	1	2:53.854	42.616	1:07.959	1:03.279	236.7	32:39.743								
<b>53</b> Aston Martin DBR9 2006 GT1B 1. Richard MEINS 2. Rob HUFF															
1	1	3:21.085	45.330	1:28.318	1:07.437		3:21.085								
2	1	4:53.955	1:45.703	1:55.424	1:12.828	40.4	8:15.040								
3	1	4:37.926	1:25.889	1:56.129	1:15.908	43.7	12:52.966								
4	1	2:46.091	51.547	1:14.363	40.181	193.3	15:39.057								
5	1	2:29.649	42.172	1:08.893	38.584	213.4	18:08.706								
6	1	2:37.456	41.900	1:08.811	46.745	228.2	20:46.162								
7	2	4:26.396	2:42.255	1:07.339	36.802	234.5	25:12.558								
8	2	2:25.016	40.349	1:08.279	36.388	237.2	27:37.574								
9	2	2:21.823	40.465	1:05.068	36.290	244.0	29:59.397								
10	2	2:23.857	40.119	1:05.759	37.979	229.8	32:23.254								
11	2	2:22.842	40.581	1:05.905	36.356	241.1	34:46.096								
12	2	2:21.747	40.050	1:05.378	36.319	245.8	37:07.843								
13	2	2:21.830	40.428	1:05.303	36.099	245.8	39:29.673								
14	2	2:23.710	40.033	1:06.769	36.908	240.6	41:53.383								
<b>54</b> Panaz Esperante GTR1 1997 GT1A 1. Olivier GALANT															
1	1	3:20.508	44.474	1:28.528	1:07.506		3:20.508								
2	1	4:53.716	1:42.973	1:58.066	1:12.677	48.6	8:14.224								
3	1	4:37.793	1:25.115	1:56.905	1:15.773	47.1	12:52.017								
4	1	2:23.518	40.897	1:06.419	36.202	227.7	15:15.535								
5	1	2:21.283	40.016	1:05.312	35.955	244.6	17:36.818								
6	1	2:20.048	39.453	1:04.459	36.136	254.3	19:56.866								
7	1	2:28.313	40.164	1:05.262	42.887	249.4	22:25.179								
8	1	3:40.440	1:58.403	1:05.749	36.288	223.7	26:05.619								
9	1	2:22.210	39.287	1:06.014	36.909	259.5	28:27.829								
10	1	2:23.218	39.786	1:06.969	36.463	220.8	30:51.047								
<b>55</b> Ferrari 458 GTE 2011 INV 1. Xavier GALANT															
1	1	3:30.412	51.296	1:29.633	1:09.483		3:30.412								
2	1	4:53.202	1:51.633	1:48.933	1:12.636	46.3	8:23.614								
3	1	4:35.306	1:30.216	1:52.264	1:12.826	49.3	12:58.920								
4	1	2:59.637	45.055	1:26.970	47.612	182.6	15:58.557								
5	1	7:15.902	5:24.067	1:12.946	38.889	206.1	23:14.459								
6	1	2:36.958	43.021	1:13.161	40.776	231.3	25:51.417								
7	1	2:33.472	42.716	1:11.012	39.744	227.2	28:24.889								
8	1	2:33.412	42.322	1:11.944	39.146	225.7	30:58.301								
9	1	3:12.151	42.063	1:10.334	1:19.754	228.7	34:10.452								
10	1	2:34.698	43.873	1:11.223	39.602	227.7	36:45.150								
11	1	2:33.847	42.306	1:12.992	38.549	236.1	39:18.997								
12	1	2:32.154	43.122	1:10.631	38.401	225.2	41:51.151								
<b>59</b> Porsche 993 GT2 Evo 1999 GT2A 1. Rémi TERRAIL 2. Jürg AEBERHARD															
1	1	3:29.952	50.824	1:29.668	1:09.460		3:29.952								
2	1	4:53.050	1:50.388	1:49.325	1:13.337	46.2	8:23.002								
3	1	4:35.415	1:29.290	1:53.234	1:12.891	47.9	12:58.417								
4	1	2:41.107	45.373	1:13.601	42.133	184.5	15:39.524								
5	1	2:39.353	44.533	1:12.393	42.427	185.9	18:18.877								
6	1	2:48.453	44.267	1:12.440	51.746	181.3	21:07.330								
7	2	3:58.134	2:06.665	1:11.219	40.250	197.4	25:05.464								
8	2	2:37.244	44.206	1:11.959	41.079	190.4	27:42.708								
9	2	2:33.383	43.541	1:10.365	39.477	208.7	30:16.091								
10	2	2:32.961	43.699	1:09.969	39.293	194.4	32:49.052								
11	2	2:34.253	43.675	1:10.539	40.039	193.6	35:23.305								
12	2	2:34.149	43.833	1:10.534	39.782	192.5	37:57.454								
13	2	2:35.106	44.242	1:11.116	39.748	200.9	40:32.560								
14	2	2:35.778	43.740	1:11.778	40.260	188.6	43:08.338								
<b>60</b> Keiler K II 1998 LMP1A 1. Marc JULLY															
1	1	3:32.553	52.973	1:30.247	1:09.333		3:32.553								
2	1	4:53.815	1:53.676	1:47.259	1:12.880	39.4	8:26.368								
3	1	4:36.178	1:32.322	1:50.797	1:13.059	44.7	13:02.546								
4	1	2:39.900	44.870	1:14.892	40.138	219.9	15:42.446								
5	1	2:35.770	43.715	1:10.812	41.243	223.7	18:18.216								
6	1	2:42.924	43.578	1:09.563	49.783	214.8	21:01.140								
7	1	3:55.481	2:05.886	1:10.005	39.590	215.2	24:56.621								
8	1	2:29.812	42.296	1:08.918	38.598	219.4	27:26.433								
9	1	2:30.444	42.916	1:09.127	38.401	220.8	29:56.877								
10	1	2:32.066	42.133	1:10.011	39.922	229.2	32:28.943								
11	1	2:32.261	43.784	1:09.155	39.322	224.7	35:01.204								
12	1	2:29.591	42.472	1:08.662	38.457	232.9	37:30.795								
13	1	2:31.223	43.149	1:08.815	39.259	231.3	40:02.018								
14	1	2:29.106	42.356	1:08.386	38.364	229.8	42:31.124								
<b>66</b> Ferrari 550 Maranello Prodrive 2004 GT1B 1. Dominik ROSCHMANN															



# ENDURANCE RACING LEGENDS

## SPA-CLASSIC


### RACE 1

### Sector Analysis

Personal Best Session Best B Crossing the finish line in pit lane

Lap	D	Time	Sector 1	Sector 2	Sector 3	T. Spd	Elapsed	Lap	D	Time	Sector 1	Sector 2	Sector 3	T. Spd	Elapsed
1	1	3:23.115	47.301	1:27.732	1:08.082		3:23.115	6	1	2:59.380 B	50.400			195.9	22:06.689
2	1	4:53.033	1:46.847	1:53.506	1:12.680	43.4	8:16.148	7	1	4:19.541	2:09.868			201.7	26:26.230
3	1	4:37.735	1:27.047	1:55.221	1:15.467	49.6	12:53.883	8	1	3:00.016 B	50.699			186.9	29:26.246
4	1	2:31.642	43.504	1:09.709	38.429	212.1	15:25.525	9	1	3:00.180	1:00.164			197.0	32:26.426
5	1	2:28.581	41.575	1:08.755	38.251	215.7	17:54.106	10	1	3:04.219	47.365	1:15.590	1:01.264	190.4	35:30.645
6	1	2:27.916	41.562	1:08.334	38.020	211.7	20:22.022	11	1	2:48.639	48.008	1:16.617	44.014	197.4	38:19.284
7	1	2:35.950 B	41.414	1:08.628	45.908	215.2	22:57.972	12	1	2:47.034	47.315			186.9	41:06.318
8	1	3:46.352	1:59.859	1:08.234	38.259	200.9	26:44.324	13	1	2:47.722	47.408			196.2	43:54.040
9	1	2:27.842	41.319	1:08.405	38.118	209.1	29:12.166	<b>86</b> Porsche 996 GT3-RSR 2004 1. Michael FÖVÉNY 2. Stefan ROITMAYER GT2C							
10	1	2:27.093	41.262	1:08.220	37.611	203.3	31:39.259	1	2	3:26.911	48.445	1:29.871	1:08.595		3:26.911
11	1	2:24.701	40.251	1:07.244	37.206	221.8	34:03.960	2	2	4:53.041	1:48.522	1:51.179	1:13.340	44.2	8:19.952
12	1	2:27.757	41.057	1:09.078	37.622	201.3	36:31.717	3	2	4:35.588	1:27.502	1:54.251	1:13.835	51.7	12:55.540
13	1	2:26.348	40.546	1:08.149	37.653	227.2	38:58.065	4	2	2:32.326	43.443	1:10.105	38.778	222.3	15:27.866
14	1	2:28.422	41.105	1:09.067	38.250	218.9	41:26.487	5	2	2:29.538	42.515	1:08.805	38.218	231.8	17:57.404
15	1	2:31.382	42.513	1:09.171	39.698	220.8	43:57.869	6	2	2:41.059 B	42.492	1:08.379	50.188	233.4	20:38.463
<b>76</b> Porsche 996 GT3-RSR 2005 1. Jean-Lou RIHON 2. Nick PADMORE GT2C								7	1	4:25.397	2:20.634	1:20.861	43.902	183.9	25:03.860
1	1	3:31.941	52.944	1:29.394	1:09.603		3:31.941	8	1	2:44.359	46.459	1:16.428	41.472	178.4	27:48.219
2	1	4:53.249	1:52.903	1:47.845	1:12.501	39.0	8:25.190	9	1	2:41.740	44.877	1:15.170	41.693	193.6	30:29.959
3	1	4:35.517	1:31.798	1:51.617	1:12.102	45.2	13:00.707	10	1	2:44.494	45.887	1:14.856	43.751	195.9	33:14.453
4	1	2:44.517	47.080	1:16.348	41.089	178.1	15:45.224	11	1	2:41.979	44.506	1:16.109	41.364	203.7	35:56.432
5	1	2:39.941	45.557	1:13.183	41.201	196.6	18:25.165	12	1	2:41.363	45.314	1:14.805	41.244	217.5	38:37.795
6	1	2:49.936 B	44.971	1:13.168	51.797	188.3	21:15.101	13	1	2:41.055	44.864	1:14.341	41.850	207.0	41:18.850
7	2	4:34.470	2:42.882	1:11.415	40.173	202.1	25:49.571	14	1	2:41.528	44.133	1:14.798	42.597	213.0	44:00.378
8	2	2:33.162	43.807	1:10.051	39.304	220.3	28:22.733	<b>92</b> TVR Tuscan T400R 2003 1. Jason CLEGG GT2B							
9	2	2:33.435	43.479	1:10.009	39.947	215.7	30:56.168	1	1	3:45.884	1:01.313	1:33.646	1:10.925		3:45.884
10	2	2:31.360	42.953	1:09.311	39.096	213.0	33:27.528	2	1	4:58.713	2:04.454	1:39.023	1:15.236	54.1	8:44.597
11	2	2:31.412	42.929	1:09.480	39.003	215.2	35:58.940	3	1	4:33.950	1:40.989	1:42.356	1:10.605	19.6	13:18.547
12	2	2:34.241	43.422	1:11.027	39.792	214.3	38:33.181	4	1	2:49.052	47.988	1:18.120	42.944	171.8	16:07.599
13	2	2:36.779	44.551	1:12.030	40.198	205.7	41:09.960	5	1	2:45.520	46.695	1:16.433	42.392	177.8	18:53.119
14	2	2:37.045	44.525	1:12.517	40.003	213.0	43:47.005	6	1	2:44.134	46.487	1:15.322	42.325	180.0	21:37.253
<b>78</b> BMW M3 GTR 1997 1. Scooter GABEL GT2A								7	1	2:52.733 B	46.409	1:15.759	50.565	190.0	24:29.986
1	1	3:36.121	54.579	1:30.137	1:11.405		3:36.121	8	1	4:08.491	2:09.886	1:16.108	42.497	199.7	28:38.477
2	1	4:55.486	1:55.756	1:44.636	1:15.094	54.3	8:31.607	9	1	2:42.779	45.904	1:14.724	42.151	207.0	31:21.256
3	1	4:32.794	1:32.338	1:48.401	1:12.055	38.7	13:04.401	10	1	2:55.484	45.557	1:14.802	55.125	193.6	34:16.740
4	1	2:43.344	46.564	1:16.015	40.765	181.9	15:47.745	11	1	2:47.233	48.845	1:16.081	42.307	166.8	37:03.973
5	1	2:50.259 B	45.409	1:13.484	51.366	200.1	18:38.004	12	1	2:42.632	45.942	1:15.040	41.650	184.2	39:46.605
6	1	3:52.561	2:00.284	1:12.199	40.078	198.9	22:30.565	13	1	2:43.289	46.234	1:15.092	41.963	187.9	42:29.894
7	1	2:35.704	44.645	1:11.362	39.697	196.6	25:06.269	<b>99</b> Porsche 996 GT3-RS 2001 1. Simon EVANS GT2B							
8	1	2:36.732	44.540	1:12.277	39.915	189.0	27:43.001	1	1	3:47.988	1:02.800	1:33.227	1:11.961		3:47.988
9	1	2:36.361	44.800	1:11.612	39.949	201.7	30:19.362	2	1	4:58.181	2:05.770	1:37.012	1:15.399	52.2	8:46.169
10	1	2:35.845	44.584	1:11.395	39.866	208.7	32:55.207	3	1	4:33.429	1:45.283	1:37.607	1:10.539	25.3	13:19.598
11	1	2:35.819	44.239	1:12.012	39.568	204.9	35:31.026	4	1	2:50.033	52.676	1:15.114	42.243	186.2	16:09.631
12	1	2:35.620	43.938	1:11.644	40.038	212.6	38:06.646	5	1	2:44.572	46.232	1:15.154	43.186	195.1	18:54.203
13	1	2:35.374	44.292	1:11.433	39.649	214.8	40:42.020	6	1	2:53.630 B	46.201	1:14.871	52.558	177.8	21:47.833
14	1	2:35.362	44.548	1:10.880	39.934	200.1	43:17.382	7	1	3:56.701	2:00.882	1:14.147	41.672	195.9	25:44.534
<b>80</b> Porsche 996 GT3-R 2000 1. Pascal DUHAMEL GT2B								8	1	2:44.868	46.321	1:15.079	43.468	188.6	28:29.402
1	1	3:46.950	1:02.433	1:33.151	1:11.366		3:46.950	9	1	2:42.374	46.571	1:13.672	42.131	202.5	31:11.776
2	1	4:58.750	2:05.249	1:38.001	1:15.500	50.6	8:45.700	10	1	2:43.070	47.002	1:13.243	42.825	191.8	33:54.846
3	1	4:33.492	1:43.782	1:39.179	1:10.531	19.4	13:19.192	11	1	2:40.865	45.733	1:13.686	41.446	211.2	36:35.711
4	1	2:58.748	59.922		181.3	16:17.940	12	1	2:41.079	46.018	1:12.768	42.293	202.9	39:16.790	
5	1	2:49.369	47.870	1:17.086	44.413	193.3	19:07.309	13	1	2:41.859	47.057	1:13.049	41.753	202.9	41:58.649





# ENDURANCE RACING LEGENDS

## SPA-CLASSIC

### RACE 1

#### Sector Analysis

Personal Best    Session Best    B Crossing the finish line in pit lane

Lap	D	Time	Sector 1	Sector 2	Sector 3	T. Spd	Elapsed	Lap	D	Time	Sector 1	Sector 2	Sector 3	T. Spd	Elapsed
<b>108</b>		Porsche 993 GT2 Evo 1998													
		1. Peter FAIRBAIRN												GT2A	
1	1	3:49.932	1:04.125	1:33.631	1:12.176		3:49.932	2	1	4:57.251	2:00.394	1:40.549	1:16.308	54.8	8:36.771
2	1	4:57.420	2:09.022	1:35.357	1:13.041	86.7	8:47.352	3	1	4:32.802	1:33.783	1:45.290	1:13.729	29.5	13:09.573
3	1	4:34.393	1:46.095	1:42.566	1:05.732	25.4	13:21.745	4	1	2:45.884	47.621	1:15.243	43.020	193.6	15:55.457
4	1	2:53.761	49.348	1:20.399	44.014	182.2	16:15.506	5	1	2:42.700	46.730	1:14.641	41.329	187.9	18:38.157
5	1	2:51.436	47.298	1:19.596	44.542	180.3	19:06.942	6	1	2:42.122	45.709	1:13.980	42.433	202.1	21:20.279
6	1	2:52.926	48.764	1:20.029	44.133	175.4	21:59.868	7	1	2:52.545 B	46.152	1:16.393	50.000	192.5	24:12.824
7	1	3:00.576 B	47.400	1:19.317	53.859	191.1	25:00.444	8	1	4:23.672	2:26.471	1:15.678	41.523	200.1	28:36.496
8	1	4:13.573	2:09.304	1:19.662	44.607	178.7	29:14.017	9	1	2:40.820	45.106	1:13.754	41.960	206.5	31:17.316
9	1	2:50.179	47.707	1:18.846	43.626	187.6	32:04.196	10	1	2:40.130	44.976	1:13.891	41.263	188.3	33:57.446
10	1	2:52.011	48.365	1:19.833	43.813	189.0	34:56.207	11	1	2:40.327	44.573	1:15.022	40.732	198.1	36:37.773
11	1	2:51.345	48.211	1:19.506	43.628	188.6	37:47.552	12	1	2:39.443	44.642	1:12.635	42.166	221.3	39:17.216
12	1	2:48.482	46.639	1:18.155	43.688	202.5	40:36.034	13	1	2:40.355	45.063	1:13.918	41.374	211.2	41:57.571
13	1	2:50.207	47.994	1:18.788	43.425	181.6	43:26.241								
<b>115</b>		Porsche 996 GT3-RSR 2005													
		1. Marc DEVIS												GT2C	
1	1	3:31.316	52.462	1:29.282	1:09.572		3:31.316	2	1	4:58.182	2:02.278	1:41.455	1:14.449	50.4	8:41.094
2	1	4:53.140	1:52.153	1:48.291	1:12.696	38.4	8:24.456	3	1	4:32.304	1:36.767	1:46.128	1:09.409	23.0	13:13.398
3	1	4:34.948	1:30.438	1:52.138	1:12.372	49.1	12:59.404	4	1	2:43.321	45.237	1:17.252	40.832	172.7	15:56.719
4	1	2:43.251	45.394	1:17.918	39.939	187.9	15:42.655	5	1	2:39.990	45.432	1:13.710	40.848	193.3	18:36.709
5	1	2:35.701	44.195	1:10.392	41.114	203.3	18:18.356	6	1	2:36.798	43.872	1:12.369	40.557	207.8	21:13.507
6	1	2:33.156	43.903	1:09.748	39.505	204.1	20:51.512	7	1	2:51.537	55.943	1:13.701	41.893	204.9	24:05.044
7	1	2:42.062 B	43.517	1:09.659	48.886	210.4	23:33.574	8	1	2:46.645 B	44.007	1:13.380	49.258	195.5	26:51.689
8	1	4:01.931	2:11.828	1:11.160	38.943	217.5	27:35.505	9	1	3:59.134	2:02.991	1:14.045	42.098	197.0	30:50.823
9	1	2:32.694	43.632	1:10.408	38.654	222.7	30:08.199	10	1	2:40.694	44.357	1:14.999	41.338	210.4	33:31.517
10	1	2:31.523	43.100	1:09.803	38.620	221.8	32:39.722	11	1	2:38.146	44.072	1:13.248	40.826	207.0	36:09.663
11	1	2:32.355	42.884	1:10.169	39.302	232.9	35:12.077	12	1	2:37.894	44.275	1:12.726	40.893	213.4	38:47.557
12	1	2:31.670	42.908	1:09.894	38.868	234.5	37:43.747	13	1	2:37.686	43.822	1:12.723	41.141	197.0	41:25.243
13	1	2:32.858	43.093	1:10.321	39.444	236.1	40:16.605	14	1	2:37.106	44.118	1:12.450	40.538	204.1	44:02.349
14	1	2:30.930	42.658	1:10.003	38.269	218.5	42:47.535								
<b>118</b>		Chevrolet Corvette Z06 R 2010													
		1. Peter JOOS												INV	
1	1	5:19.676 B	1:55.958	2:03.744	1:19.974		5:19.676								
<b>123</b>		Chevrolet Corvette Z06 R 2007													
		1. André WIGET												INV	
1	1	3:42.321	58.159	1:31.291	1:12.871		3:42.321	2	1	4:53.271	1:49.124	1:51.071	1:13.076	43.1	8:20.928
2	1	4:57.730	2:01.113	1:38.987	1:17.630	56.9	8:40.051	3	1	4:35.017	1:27.531	1:54.769	1:12.717	51.1	12:55.945
3	1	4:32.333	1:34.248	1:44.537	1:13.548	26.1	13:12.384	4	1	2:35.032	44.443	1:10.604	39.985	218.5	15:30.977
4	1	2:43.517	45.192	1:17.383	40.942	191.5	15:55.901	5	1	2:32.899	43.086	1:10.689	39.124	217.5	18:03.876
5	1	2:52.079 B	46.435	1:16.419	49.225	181.9	18:47.980	6	1	2:33.028	42.976	1:11.015	39.037	216.2	20:36.904
6	1	4:00.824	2:02.336	1:16.672	41.816	209.1	22:48.804	7	1	2:33.083	43.334	1:10.461	39.288	219.4	23:09.987
7	1	2:40.051	44.147	1:15.025	40.879	210.4	25:28.855	8	1	2:42.961 B	43.430	1:11.171	48.360	197.4	25:52.948
8	1	2:39.772	43.679	1:15.189	40.904	220.8	28:08.627	9	1	3:39.687	1:51.073	1:09.576	39.038	222.3	29:32.635
9	1	2:52.596	44.097	1:15.419	53.080	201.3	31:01.223	10	1	2:32.588	42.836	1:10.533	39.219	225.7	32:05.223
10	1	2:41.477	44.187	1:16.521	40.769	207.4	33:42.700	11	1	2:34.158	43.900	1:11.075	39.183	213.0	34:39.381
11	1	2:41.772	44.361	1:16.121	41.290	201.3	36:24.472	12	1	2:34.001	43.921	1:11.095	38.985	221.8	37:13.382
12	1	2:40.838	43.931	1:15.578	41.329	209.5	39:05.310	13	1	2:34.037	43.378	1:11.030	39.629	199.3	39:47.419
13	1	2:39.760	43.588	1:14.805	41.367	202.9	41:45.070	14	1	2:35.412	43.588	1:11.758	40.066	229.2	44:22.831
<b>155</b>		TVR Tuscan T400R 2003													
		1. Matthew HOLBEN												GT2B	
1	1	3:39.520	56.897	1:30.914	1:11.709		3:39.520								