

ENDURANCE RACING LEGENDS


SPA-CLASSIC

QUALIFYING 2 (NIGHT)

Sector Analysis

Personal Best Session Best B Crossing the finish line in pit lane

Lap	D	Time	Sector 1	Sector 2	Sector 3	T. Spd	Elapsed	Lap	D	Time	Sector 1	Sector 2	Sector 3	T. Spd	Elapsed		
4	Riley & Scott MK III C 2002							LMP1B	1. Richard COOK								
	2. Marino FRANCHITTI																
	1	1	5:41.339	B	2:09.934	1:54.537	1:36.868		90.9	5:41.339							
	2	1	11:54.059		8:47.672	2:24.793	41.594		182.6	17:35.398							
	3	1	2:49.682		44.494	1:17.186	48.002		186.9	20:25.080							
	4	1	3:05.688	B	42.488	1:24.683	58.517		201.3	23:30.768							
	5	2	7:11.158		5:21.183	1:12.337	37.638		211.7	30:41.926							
	6	2	2:20.633		39.653	1:05.683	35.297		237.2	33:02.559							
	7	2	2:25.669		41.417	1:06.705	37.547		255.0	35:28.228							
	8	2	2:18.790		38.916	1:04.663	35.211		222.7	37:47.018							
	9	2	2:26.691		40.731	1:09.713	36.247		250.0	40:13.709							
10	2	2:16.799		38.547	1:03.213	35.039	247.0	42:30.508									
7	Bentley Speed 8 2003							LMP1B	1. Shaun LYNN								
	1	1	3:51.405	B	1:17.013	1:29.866	1:04.526		156.3	3:51.405							
	2	1	11:16.553		9:13.921	1:21.651	40.981		156.8	15:07.958							
	3	1	2:37.588		43.424	1:13.641	40.523		211.2	17:45.546							
	4	1	2:38.498		45.640	1:11.423	41.435		196.6	20:24.044							
	5	1	2:44.997		41.111	1:21.215	42.671		235.0	23:09.041							
	6	1	2:27.938		40.750	1:09.058	38.130		247.0	25:36.979							
	7	1	2:24.847		40.146	1:08.046	36.655		252.4	28:01.826							
	8	1	2:29.508		41.911	1:10.155	37.442		222.3	30:31.334							
	9	1	2:23.932		39.923	1:07.857	36.152		240.6	32:55.266							
	10	1	2:29.255		45.722	1:07.227	36.306		200.5	35:24.521							
	11	1	2:28.224		42.699	1:07.352	38.173		209.5	37:52.745							
12	1	2:45.565	B	40.156	1:11.142	54.267	229.8	40:38.310									
11	Porsche 993 GT2 1998							GT2A	1. Robert OFFLEY								
	1	1	3:47.967	B	1:04.105	1:36.524	1:07.338		166.5	3:47.967							
	2	1	12:13.076		9:57.340	1:27.415	48.321		146.9	16:01.043							
	3	1	3:00.692		49.008	1:25.332	46.352		166.8	19:01.735							
	4	1	2:49.971		46.800	1:20.249	42.922		181.6	21:51.706							
	5	1	2:48.084		45.034	1:21.222	41.828		172.1	24:39.790							
	6	1	2:47.100		45.669	1:19.139	42.292		180.0	27:26.890							
	7	1	2:47.635		45.155	1:19.611	42.869		173.6	30:14.525							
	8	1	2:47.467		44.868	1:20.356	42.243		171.3	33:01.992							
	9	1	2:48.658		46.177	1:18.656	43.825		185.2	35:50.650							
	10	1	3:21.975		45.006	1:18.927	1:18.042		187.3	39:12.625							
11	1	2:54.616		46.937	1:20.800	46.879	173.9	42:07.241									
12	Porsche 993 GT2 1996							GT2A	1. Henrique GEMPERLE								
	2. Marc de SIEBENTHAL																
	1	1	15:37.151		...	1:32.646	51.490		148.4	15:37.151							
	2	1	3:00.752		50.415	1:24.623	45.714		178.7	18:37.903							
	3	1	2:55.565		49.316	1:21.563	44.686		189.3	21:33.468							
	4	1	2:55.901		48.851	1:20.979	46.071		191.1	24:29.369							
5	1	2:48.250		47.185	1:17.444	43.621	215.2	27:17.619									
6	1	3:26.267	B	51.788	1:33.326	1:01.153	146.9	30:43.886									
14	Riley & Scott MK III C 2003							LMP1B	1. Xavier MICHÉRON								
	2. Antoine WEIL																
	1	1	14:53.976		...	1:16.864	39.373		183.6	14:53.976							
2	1	2:30.707		41.054	1:12.183	37.470	237.8	17:24.683									
3	1	2:31.887		40.729	1:12.151	39.007	256.9	19:56.570									
16	Aston Martin V8 Vantage GT2 2010							GT2C	1. Pierre-Alain FRANCE								
	2. Erwin FRANCE																
	1	1	16:48.992		...	1:30.527	47.321		140.8	16:48.992							
	2	1	2:54.398		49.190	1:21.777	43.431		176.6	19:43.390							
	3	1	2:50.783		47.960	1:19.574	43.249		204.1	22:34.173							
	4	1	2:51.146		49.584	1:18.771	42.791		206.5	25:25.319							
5	1	2:47.253		46.667	1:17.588	42.998	188.6	28:12.572									
6	1	2:59.481	B	47.296	1:17.585	54.600	192.2	31:12.053									
17	Dallara SP1 2002							LMP1B	1. Christophe d'ANSEMBOUJ								
	2. Antoine d'ANSEMBOURG																
	1	1	5:16.777	B	1:48.865	2:02.036	1:25.876		105.7	5:16.777							
	2	1	10:15.241		8:06.698	1:25.765	42.778		121.4	15:32.018							
	3	1	2:40.024		45.563	1:16.301	38.160		171.0	18:12.042							
	4	1	2:28.644		40.531	1:10.081	38.032		222.3	20:40.686							
	5	1	2:33.496		40.783	1:13.873	38.840		241.7	23:14.182							
	6	1	2:29.805		41.478	1:10.402	37.925		239.4	25:43.987							
	7	1	2:23.677		39.582	1:07.754	36.341		247.6	28:07.664							
	8	1	2:44.917	B	41.308	1:16.205	47.404		231.3	30:52.581							
	9	2	5:02.743		3:11.916	1:11.891	38.936		189.7	35:55.324							
10	2	2:27.745		42.096	1:08.627	37.022	204.1	38:23.069									
11	2	2:23.277		39.873	1:06.812	36.592	245.2	40:46.346									
19	Panoz LMP 01 2001							LMP1B	1. Jake HILL								
	1	1	3:54.036	B	1:23.990	1:23.541	1:06.505		172.4	3:54.036							
	2	1	11:38.739		9:45.916	1:12.645	40.178		189.0	15:32.775							
	3	1	2:23.044		41.094	1:05.760	36.190		213.4	17:55.819							
	4	1	2:24.454		39.386	1:04.674	40.394		224.2	20:20.273							
	5	1	2:28.169		40.347	1:12.356	35.466		221.3	22:48.442							
	6	1	2:20.527		39.657	1:06.012	34.858		216.2	25:08.969							
	7	1	2:17.997		39.157	1:03.604	35.236		238.3	27:26.966							
	8	1	2:21.903		39.363	1:06.009	36.531		231.8	29:48.869							
	9	1	2:20.108		38.851	1:05.918	35.339		243.4	32:08.977							
	10	1	2:30.091		42.312	1:11.078	36.701		215.7	34:39.068							
	11	1	2:19.575		38.760	1:03.562	37.253		204.9	36:58.643							
	12	1	2:17.088		38.848	1:02.480	35.760		234.5	39:15.731							
13	1	3:06.037	B	49.639	1:13.845	1:02.553	164.1	42:21.768									
20	MG EX257 2004							LMP1B	1. Christian GLÄSEL								
	1	1	33:27.195		1:03.229	...	43.095		198.1	33:27.195							
	2	1	2:29.611		45.136	1:07.892	36.583		178.4	35:56.806							
	3	1	2:18.911		39.490	1:04.301	35.120		248.2	38:15.717							
4	1	2:53.005	B	47.700	1:10.498	54.807	204.9	41:08.722									
25	Lola-MG EX257 2001							LMP2B	1. Mike NEWTON								
	1	1	4:03.075	B	1:24.798	1:34.221	1:04.056		172.7	4:03.075							
2	1	12:40.135		...	1:24.909	43.314	204.5	16:43.210									




ENDURANCE RACING LEGENDS SPA-CLASSIC QUALIFYING 2 (NIGHT)

Sector Analysis

Personal Best Session Best B Crossing the finish line in pit lane

Lap	D	Time	Sector 1	Sector 2	Sector 3	T. Spd	Elapsed	Lap	D	Time	Sector 1	Sector 2	Sector 3	T. Spd	Elapsed
27 Aston Martin DBR9 2005 1. Nikolaus DITTING GT1B															
1	1	3:30.051 B	57.224	1:27.572	1:05.255	146.3	3:30.051								
2	1	12:33.331	...	1:26.102	49.357	130.4	16:03.382								
3	1	2:55.680	47.343	1:24.841	43.496	162.5	18:59.062								
4	1	2:38.488	44.208	1:14.431	39.849	207.4	21:37.550								
5	1	2:40.753	43.175	1:16.280	41.298	202.1	24:18.303								
6	1	2:33.051	42.632	1:11.189	39.230	212.1	26:51.354								
7	1	2:48.066 B	42.606	1:17.745	47.715	179.4	29:39.420								
8	1	4:04.461	2:09.065	1:15.444	39.952	210.4	33:43.881								
9	1	2:32.662	42.722	1:10.750	39.190	218.5	36:16.543								
10	1	2:32.772	41.773	1:10.208	40.791	223.2	38:49.315								
11	1	2:33.516	41.922	1:11.394	40.200	215.7	41:22.831								
29 Porsche 996 GT3-RS 2004 1. Christian TRABER GT2C 2. Nicolas TRABER															
1	2	6:05.399 B	2:27.290	1:53.728	1:44.381	121.9	6:05.399								
2	2	9:56.393	7:40.715	1:27.021	48.657	127.2	16:01.792								
3	2	2:53.095	48.196	1:21.356	43.543	182.2	18:54.887								
4	2	2:45.770	45.213	1:17.053	43.504	207.4	21:40.657								
5	2	2:47.197	45.283	1:17.736	44.178	192.5	24:27.854								
6	2	3:07.750 B	44.590	1:20.005	1:03.155	192.2	27:35.604								
7	1	4:45.387	2:44.374	1:17.007	44.006	194.4	32:20.991								
8	1	2:40.418	46.432	1:13.526	40.460	213.4	35:01.409								
9	1	2:42.409	46.305	1:14.844	41.260	210.4	37:43.818								
10	1	2:44.268	44.727	1:14.473	45.068	194.7	40:28.086								
30 Porsche 996 GT3-R 2000 1. Lee MAXTED-PAGE GT2B															
1	1	5:20.103 B	1:51.713	2:04.261	1:24.129	109.6	5:20.103								
2	1	11:41.820	8:56.340	1:43.977	1:01.503	129.4	17:01.923								
3	1	3:37.307 B	55.304	1:36.690	1:05.313	145.2	20:39.230								
31 Mosler MT900 R 2001 1. Colin PATON GT2B 2. Aaron SCOTT															
1	1	6:08.134 B	2:28.673	1:53.332	1:46.129	125.0	6:08.134								
2	2	9:31.020	7:23.957	1:23.345	43.718	155.1	15:39.154								
3	2	2:45.676	46.181	1:17.665	41.830	192.2	18:24.830								
4	2	2:52.848	51.582	1:17.848	43.418	178.4	21:17.678								
5	2	2:47.171	46.756	1:18.450	41.965	204.9	24:04.849								
6	2	2:43.085	45.201	1:16.711	41.173	172.4	26:47.934								
7	2	2:49.142	45.373	1:22.380	41.389	164.6	29:37.076								
8	2	2:43.058	44.507	1:16.445	42.106	194.7	32:20.134								
9	2	4:49.248 B	2:33.508	1:18.698	57.042	183.6	37:09.382								
33 Ferrari 333SP 1999 1. Michel LECOURT LMP1A 2. Raymond NARAC															
1	2	15:31.274	...	1:25.190	44.309	135.6	15:31.274								
2	2	2:37.968	45.446	1:13.462	39.060	195.9	18:09.242								
3	2	2:30.847	42.521	1:09.756	38.570	200.1	20:40.089								
4	2	2:35.347	41.949	1:14.390	39.008	217.1	23:15.436								
5	2	2:30.334	43.512	1:08.713	38.109	222.7	25:45.770								
6	2	2:37.056 B	42.302	1:08.312	46.442	214.8	28:22.826								
35 Porsche 993 GT2 Evo 1996 1. Paul MCLEAN GT2A															
1	1	3:34.613 B	1:00.383	1:27.619	1:06.611	205.7	3:34.613								
2	1	12:24.598	...	1:24.929	47.982	157.8	15:59.211								
3	1	2:51.462	47.657	1:21.400	42.405	181.9	18:50.673								
4	1	2:43.289	45.363	1:16.196	41.730	229.2	21:33.962								
5	1	2:46.737	44.673	1:21.325	40.739	226.2	24:20.699								
6	1	2:40.291	44.474	1:15.831	39.986	222.7	27:00.990								
7	1	3:01.503 B	44.890	1:19.032	57.581	210.4	30:02.493								
40 Ford GT (001 FT GT1) 2010 1. Philippe SCEMAMA GT1B 2. Enric HELARY															
1	1	3:24.244 B	52.560	1:25.784	1:05.900	198.1	3:24.244								
2	2	11:45.578	9:47.241	1:16.123	42.214	200.5	15:09.822								
3	2	2:35.111	43.744	1:12.146	39.221	227.7	17:44.933								
4	2	2:32.214	43.438	1:09.182	39.594	234.0	20:17.147								
5	2	2:58.219 B	44.843	1:23.585	49.791	206.5	23:15.366								
6	1	5:11.129	3:09.380	1:19.886	41.863	172.1	28:26.495								
7	1	2:37.311	44.579	1:13.277	39.455	213.9	31:03.806								
8	1	2:34.742	43.914	1:11.491	39.337	227.2	33:38.548								
9	1	2:34.702	43.713	1:11.467	39.522	210.4	36:13.250								
10	1	2:34.216	43.088	1:10.390	40.738	224.2	38:47.466								
11	1	2:35.816	43.039	1:11.452	41.325	223.7	41:23.282								
53 Aston Martin DBR9 2006 1. Richard MEINS GT1B 2. Rob HUFF															
1	1	3:26.242 B	56.358	1:25.522	1:04.362	157.3	3:26.242								
2	1	11:44.676	9:46.314	1:16.721	41.641	179.7	15:10.918								
3	1	2:35.794	43.182	1:12.330	40.282	206.1	17:46.712								
4	1	2:45.232 B	42.979	1:09.873	52.380	208.7	20:31.944								
5	2	4:23.380	2:32.593	1:13.337	37.450	197.0	24:55.324								
6	2	2:25.388	41.724	1:06.536	37.128	225.2	27:20.712								
7	2	2:23.669	40.851	1:05.959	36.859	227.2	29:44.381								
8	2	2:37.762 B	42.472	1:09.291	45.999	231.8	32:22.143								
54 Panaz Esperante GTR1 1997 1. Olivier GALANT GT1A															
1	1	5:37.643 B	2:08.495	1:54.860	1:34.288	91.9	5:37.643								
2	1	10:34.769	8:27.422	1:23.745	43.602	148.0	16:12.412								
3	1	2:47.690	45.431	1:18.391	43.868	183.6	19:00.102								
4	1	2:38.971	43.830	1:15.148	39.993	184.9	21:39.073								
5	1	2:38.085	42.277	1:15.009	40.799	203.7	24:17.158								
6	1	2:33.099	41.978	1:12.248	38.873	216.6	26:50.257								
7	1	2:34.601	42.315	1:13.860	38.426	189.7	29:24.858								
8	1	2:29.497	41.119	1:10.349	38.029	233.4	31:54.355								
9	1	2:34.920	45.271	1:11.162	38.487	225.7	34:29.275								
10	1	2:30.605	40.931	1:09.028	40.646	237.2	36:59.880								




ENDURANCE RACING LEGENDS SPA-CLASSIC QUALIFYING 2 (NIGHT)

Sector Analysis

Personal Best Session Best B Crossing the finish line in pit lane

Lap	D	Time	Sector 1	Sector 2	Sector 3	T. Spd	Elapsed	Lap	D	Time	Sector 1	Sector 2	Sector 3	T. Spd	Elapsed
55 Ferrari 458 GTE 2011															
1.Xavier GALANT INV															
1	1	5:54.525	B	2:19.116	1:49.286	1:46.123	119.6	5:54.525							
2	1	11:04.591		8:19.611	1:45.684	59.296	122.4	16:59.116							
3	1	3:02.812		51.601	1:26.748	44.463	174.8	20:01.928							
4	1	3:28.894		50.242	1:51.927	46.725	162.8	23:30.822							
5	1	2:44.409		45.083	1:18.669	40.657	225.2	26:15.231							
6	1	2:42.543		44.141	1:17.314	41.088	215.7	28:57.774							
7	1	2:40.602		44.695	1:16.079	39.828	232.9	31:38.376							
8	1	2:39.784		43.138	1:16.592	40.054	237.2	34:18.160							
9	1	2:40.369		43.476	1:16.369	40.524	213.0	36:58.529							
10	1	2:39.017		44.668	1:14.870	39.479	197.0	39:37.546							
11	1	2:38.438		43.625	1:14.879	39.934	230.8	42:15.984							
59 Porsche 993 GT2 Evo 1999															
1.Rémi TERRAIL GT2A															
2.Jürg AEBERHARD															
1	2	15:04.694		...	1:14.996	39.510	197.8	15:04.694							
2	2	2:31.099		43.452	1:09.161	38.486	212.1	17:35.793							
3	2	2:30.341		43.030	1:08.977	38.334	216.2	20:06.134							
4	2	2:35.807		43.668	1:10.310	41.829	221.8	22:41.941							
5	2	2:36.960		45.498	1:12.682	38.780	217.5	25:18.901							
6	2	2:30.275		43.170	1:08.749	38.356	215.2	27:49.176							
7	2	2:43.848	B	42.875	1:09.681	51.292	226.2	30:33.024							
60 Keiler K II 1998															
1.Marc JULLY LMP1A															
1	1	6:16.985	B	2:38.337	1:50.313	1:48.335	126.8	6:16.985							
2	1	10:00.536		7:50.564	1:24.179	45.793	172.1	16:17.521							
3	1	2:52.266		46.732	1:21.174	44.360	189.0	19:09.787							
4	1	2:43.920		45.586	1:16.061	42.273	208.2	21:53.707							
5	1	2:44.306		44.569	1:18.500	41.237	199.7	24:38.013							
6	1	2:40.337		45.242	1:13.489	41.606	211.2	27:18.350							
7	1	2:35.494		43.940	1:11.890	39.664	208.2	29:53.844							
8	1	2:36.500		43.185	1:13.574	39.741	230.8	32:30.344							
9	1	2:36.451		45.415	1:11.658	39.378	216.6	35:06.795							
10	1	2:39.963		45.363	1:13.360	41.240	215.7	37:46.758							
11	1	2:34.360		43.312	1:11.679	39.369	217.5	40:21.118							
12	1	2:33.904		43.287	1:11.184	39.433	214.8	42:55.022							
66 Ferrari 550 Maranello Prodrive 2004															
1.Dominik ROSCHMANN GT1B															
1	1	5:14.900	B	1:47.551	2:02.290	1:25.059	110.8	5:14.900							
2	1	10:30.634	B	8:07.669	1:25.777	57.188	134.9	15:45.534							
70 Porsche 997 GT3 RSR 2007															
1.Paul PHILLIPS GT2C															
1	1	5:10.582	B	1:46.608	2:02.274	1:21.700	110.9	5:10.582							
2	1	12:02.954	B	8:57.168	1:51.709	1:14.077	104.0	17:13.536							
3	1	6:52.424	B	3:38.416	1:54.102	1:19.906	122.4	24:05.960							
71 Porsche 993 GT2 1997															
1.Rainer BECKER GT2A															
1	1	3:49.504	B	1:08.878	1:32.416	1:08.210	212.1	3:49.504							
2	1	12:06.662		9:45.568	1:31.379	49.715	133.6	15:56.166							
76 Porsche 996 GT3-RSR 2005															
1.Jean-Lou RIHON GT2C															
2.Nick PADMORE															
1	1	5:31.283	B	2:05.162	1:56.089	1:30.032	97.3	5:31.283							
2	1	10:26.992		8:09.476	1:28.560	48.956	144.4	15:58.275							
3	1	2:58.859		49.208	1:23.583	46.068	162.3	18:57.134							
4	1	2:50.716		47.557	1:19.486	43.673	164.9	21:47.850							
5	1	2:46.555		46.265	1:17.444	42.846	174.8	24:34.405							
6	1	2:47.713		46.693	1:16.843	44.177	177.5	27:22.118							
7	1	3:02.873	B	46.293	1:18.481	58.099	176.9	30:24.991							
8	2	4:25.902		2:23.827	1:19.372	42.703	168.7	34:50.893							
9	2	2:43.037		46.133	1:15.420	41.484	184.2	37:33.930							
10	2	2:41.050		45.011	1:14.507	41.532	188.3	40:14.980							
11	2	3:12.629	B	45.817	1:22.697	1:04.115	172.7	43:27.609							
78 BMW M3 GTR 1997															
1.Scooter GABEL GT2A															
1	1	5:35.201	B	2:07.241	1:55.232	1:32.728	87.2	5:35.201							
2	1	10:22.536		8:07.673	1:28.277	46.586	137.8	15:57.737							
3	1	2:51.899		48.619	1:20.111	43.169	167.3	18:49.636							
4	1	2:47.534		47.130	1:18.060	42.344	176.6	21:37.170							
5	1	2:45.847		46.867	1:17.570	41.410	191.8	24:23.017							
6	1	2:42.123		45.360	1:15.638	41.125	192.2	27:05.140							
7	1	2:43.526		45.591	1:15.450	42.485	195.1	29:48.666							
8	1	2:42.788		45.368	1:16.232	41.188	193.3	32:31.454							
9	1	2:43.592		47.051	1:15.421	41.120	187.3	35:15.046							
10	1	2:58.628	B	47.757	1:17.322	53.549	179.7	38:13.674							
80 Porsche 996 GT3-R 2000															
1.Pascal DUHAMEL GT2B															
1	1	15:26.362		...	1:26.011	46.524	146.7	15:26.362							
2	1	2:57.308		50.871	1:21.686	44.751	176.3	18:23.670							
3	1	3:06.150	B	49.153	1:19.518	57.479	176.9	21:29.820							
4	1	4:38.648		2:36.963	1:17.500	44.185	178.7	26:08.468							
5	1	2:50.388		47.758	1:17.590	45.040	183.2	28:58.856							
6	1	2:49.530		47.965	1:16.985	44.580	185.9	31:48.386							
7	1	3:08.985		1:05.257	1:19.895	43.833	180.3	34:57.371							
8	1	3:33.512	B	1:13.408	1:23.220	56.884	169.8	38:30.883							
86 Porsche 996 GT3-RSR 2004															
1.Michael FÖVÉNY GT2C															
2.Stefan ROITMAYER															
1	1	5:28.333	B	2:02.429	1:57.588	1:28.316	113.7	5:28.333							
2	1	11:07.368		8:40.546	1:36.285	50.537	118.5	16:35.701							
3	1	3:05.853		51.028	1:27.883	46.942	172.4	19:41.554							
4	1	3:15.308	B	51.270	1:27.453	56.585	161.0	22:56.862							
5	2	4:53.931		3:01.099	1:13.583	39.249	204.9	27:50.793							
6	2	2:31.557		42.700	1:09.348	39.509	214.8	30:22.350							
7	2	2:31.737		42.809	1:10.158	38.770	238.9	32:54.087							
8	2	2:39.106		48.279	1:11.017	39.810	218.0	35:33.193							
9	2	2:30.951		42.209	1:09.506	39.236	223.2	38:04.144							
10	2	3:16.190	B	53.440	1:22.493	1:00.257	142.8	41:20.334							



ENDURANCE RACING LEGENDS

SPA-CLASSIC

QUALIFYING 2 (NIGHT)

Sector Analysis

■ Personal Best ■ Session Best B Crossing the finish line in pit lane

Lap	D	Time	Sector 1	Sector 2	Sector 3	T. Spd	Elapsed	Lap	D	Time	Sector 1	Sector 2	Sector 3	T. Spd	Elapsed
92		TVR Tuscan T400R 2003 1. Jason CLEGG GT2B								Chevrolet Corvette Z06 R 2007 1. André WIGET INV					
1	1	5:46.916 B	2:16.427	1:50.129	1:40.360	108.5	5:46.916	1	1	6:00.658 B	2:21.558	1:50.458	1:48.642	124.4	6:00.658
2	1	11:16.188	8:31.067	1:43.183	1:01.938	136.7	17:03.104	2	1	10:45.731	8:11.408	1:41.395	52.928	109.1	16:46.389
3	1	3:00.026	52.587	1:23.174	44.265	166.8	20:03.130	3	1	3:11.789	52.168	1:28.176	51.445	162.0	19:58.178
4	1	3:07.221	50.400	1:30.646	46.175	141.2	23:10.351	4	1	3:23.533	55.584	1:41.080	46.869	118.7	23:21.711
5	1	2:45.879	46.288	1:17.433	42.158	190.4	25:56.230	5	1	2:51.308	46.827	1:20.629	43.852	193.3	26:13.019
6	1	2:48.070	45.920	1:18.660	43.490	200.1	28:44.300	6	1	2:50.434	45.640	1:21.443	43.351	197.0	29:03.453
7	1	2:53.865	45.914	1:15.620	52.331	196.2	31:38.165	7	1	2:47.006	44.310	1:18.893	43.803	195.5	31:50.459
8	1	2:52.678	49.827	1:18.363	44.488	194.0	34:30.843	8	1	2:52.534	46.632	1:20.771	45.131	192.2	34:42.993
9	1	3:07.395 B	45.957	1:18.908	1:02.530	179.1	37:38.238	9	1	2:50.381	45.054	1:20.961	44.366	187.6	37:33.374
								10	1	2:56.773	47.142	1:22.047	47.584	170.7	40:30.147
99		Porsche 996 GT3-RS 2001 1. Simon EVANS GT2B								TVR Tuscan T400R 2003 1. Matthew HOLBEN GT2B					
1	1	3:33.013 B	59.445	1:26.666	1:06.902	178.1	3:33.013	1	1	5:50.045 B	2:17.919	1:49.794	1:42.332	106.4	5:50.045
2	1	12:25.827	...	1:27.443	48.797	149.5	15:58.840	2	1	11:13.536	8:30.710	1:41.104	1:01.722	152.4	17:03.581
3	1	3:03.403	49.959	1:24.214	49.230	167.1	19:02.243	3	1	3:01.226	52.703	1:23.527	44.996	161.3	20:04.807
4	1	3:02.487 B	49.145	1:18.940	54.402	197.4	22:04.730	4	1	3:07.116	49.685	1:30.521	46.910	126.7	23:11.923
5	1	7:36.025	5:26.914	1:23.707	45.404	167.6	29:40.755	5	1	2:50.636	48.285	1:18.644	43.707	176.6	26:02.559
6	1	3:05.002 B	49.724	1:23.091	52.187	173.0	32:45.757	6	1	2:45.007	46.656	1:16.231	42.120	193.6	28:47.566
7	1	5:14.623 B	2:55.124	1:21.312	58.187	180.6	38:00.380	7	1	2:42.509	45.804	1:15.057	41.648	192.5	31:30.075
108		Porsche 993 GT2 Evo 1998 1. Peter FAIRBAIRN GT2A								Porsche 993 GT2 Evo 1997 1. Paul HOWELLS GT2A					
1	1	4:22.472 B	1:27.606	1:38.685	1:16.181	146.7	4:22.472	1	1	5:05.371 B	1:37.770	1:58.837	1:28.764	134.5	5:05.371
2	1	11:57.525	9:37.889	1:30.936	48.700	155.4	16:19.997	2	1	10:56.465	8:29.062	1:33.535	53.868	142.6	16:01.836
3	1	3:10.816	51.503	1:31.564	47.749	167.9	19:30.813	3	1	3:12.449	54.482	1:28.194	49.773	158.8	19:14.285
4	1	3:07.412	51.279	1:28.787	47.346	161.8	22:38.225	4	1	2:58.251	49.651	1:22.733	45.867	176.0	22:12.536
5	1	3:05.540	52.596	1:26.750	46.194	168.2	25:43.765	5	1	2:53.712	47.594	1:21.008	45.110	184.9	25:06.248
6	1	3:03.198	51.383	1:25.269	46.546	166.5	28:46.963	6	1	2:51.514	46.790	1:20.936	43.788	178.7	27:57.762
7	1	3:03.357	50.475	1:25.317	47.565	165.7	31:50.320	7	1	2:56.437	46.777	1:22.426	47.234	192.2	30:54.199
8	1	3:04.298	52.026	1:26.198	46.074	171.3	34:54.618	8	1	2:50.541	46.071	1:19.754	44.716	174.5	33:44.740
9	1	3:00.708	49.959	1:24.414	46.335	182.9	37:55.326	9	1	2:48.656	46.901	1:18.285	43.470	171.0	36:33.396
10	1	2:59.012	49.839	1:23.243	45.930	170.4	40:54.338	10	1	2:49.733	45.318	1:18.019	46.396	198.5	39:23.129
								11	1	2:47.514	46.045	1:18.346	43.123	189.3	42:10.643
115		Porsche 996 GT3-RSR 2005 1. Marc DEVIS GT2C								Porsche 996 GT3-RSR 2006 1. Maurizio FRATTI GT2C					
1	1	5:25.624 B	1:54.182	2:03.880	1:27.562	119.9	5:25.624	1	1	16:46.409	...	1:30.287	45.727	180.6	16:46.409
2	1	10:36.471	8:29.995	1:20.452	46.024	172.1	16:02.095	2	1	2:48.194	46.740	1:17.831	43.623	197.4	19:34.603
3	1	2:47.904	47.270	1:19.414	41.220	185.9	18:49.999	3	1	2:41.296	45.967	1:15.015	40.314	210.4	22:15.899
4	1	2:37.641	44.748	1:13.120	39.773	225.2	21:27.640	4	1	2:36.419	43.569	1:12.627	40.223	224.2	24:52.318
5	1	2:37.812	43.933	1:12.875	41.004	224.7	24:05.452	5	1	2:57.478 B	46.584	1:16.527	54.367	211.2	27:49.796
6	1	2:53.105 B	44.526	1:13.769	54.810	209.9	26:58.557	6	1	3:16.102	1:23.976	1:12.319	39.807	231.3	31:05.898
7	1	4:42.504	2:44.764	1:15.730	42.010	219.9	31:41.061	7	1	2:35.223	43.197	1:12.005	40.021	207.8	33:41.121
8	1	2:37.443	43.765	1:13.866	39.812	227.2	34:18.504	8	1	2:33.549	43.008	1:11.277	39.264	226.2	36:14.670
9	1	2:37.921	44.247	1:13.412	40.262	221.3	36:56.425	9	1	2:39.242	44.121	1:11.340	43.781	204.9	38:53.912
10	1	2:36.972	44.401	1:12.761	39.810	228.2	39:33.397	10	1	2:34.426	43.111	1:11.674	39.641	234.5	41:28.338
11	1	2:34.983	43.666	1:11.491	39.826	218.0	42:08.380								
118		Chevrolet Corvette Z06 R 2010 1. Peter JOOS INV													
1	1	6:11.726 B	2:33.104	1:50.765	1:47.857	114.0	6:11.726								
2	1	10:33.256	7:58.976	1:42.011	52.269	111.1	16:44.982								
3	1	3:12.145	52.521	1:28.589	51.035	168.4	19:57.127								
4	1	3:56.351 B	55.723	1:45.550	1:15.078	123.9	23:53.478								