


# ENDURANCE RACING LEGENDS SPA-CLASSIC QUALIFYING 1

## Sector Analysis

■ Personal Best ■ Session Best B Crossing the finish line in pit lane

Lap	D	Time	Sector 1	Sector 2	Sector 3	T. Spd	Elapsed	Lap	D	Time	Sector 1	Sector 2	Sector 3	T. Spd	Elapsed		
<b>4</b>	Riley & Scott MK III C 2002							LMP1B	1. Richard COOK								
	2. Marino FRANCHITTI																
	1	1	3:49.545	1:41.493	1:20.263	47.789	162.8		3:49.545	6	1	2:27.501	42.473	1:07.787	37.241	260.8	19:56.731
	2	1	2:34.316	43.429	1:10.647	40.240	192.2		6:23.861	7	1	<b>2:21.375</b>	40.122	1:05.798	<b>35.455</b>	265.6	22:18.106
	3	1	2:54.220	B 41.527	1:09.328	1:03.365	216.2		9:18.081	8	1	2:22.468	39.254	1:07.389	35.825	240.0	24:40.574
	4	2	4:39.471	2:49.243	1:10.759	39.469	192.2		13:57.552	9	1	2:21.602	<b>39.111</b>	1:06.434	36.057	262.8	27:02.176
	5	2	2:27.477	41.508	1:08.554	37.415	221.8		16:25.029	10	1	2:21.650	39.705	1:05.347	36.598	258.2	29:23.826
	6	2	2:28.911	43.477	1:08.723	36.711	253.7		18:53.940	11	1	2:21.977	39.373	<b>1:04.705</b>	37.899	265.6	31:45.803
	7	2	2:24.900	39.882	1:07.153	37.865	236.1		21:18.840								
	8	2	2:25.110	<b>39.542</b>	1:08.911	36.657	250.6		23:43.950								
	9	2	<b>2:22.620</b>	40.666	<b>1:06.318</b>	<b>35.636</b>	227.2		26:06.570								
10	2	2:35.918	B 39.845	1:07.728	48.345	235.0	28:42.488										
<b>7</b>	Bentley Speed 8 2003							LMP1B	1. Shaun LYNN								
	2. ...																
	1	1	3:22.013	1:18.992	1:20.034	42.987	117.5		3:22.013								
	2	1	2:37.804	46.950	1:11.763	39.091	195.5		5:59.817								
	3	1	2:30.834	42.729	1:10.217	37.888	189.0		8:30.651								
	4	1	2:23.853	40.870	1:06.416	36.567	214.8		10:54.504								
	5	1	2:24.378	39.941	1:08.087	36.350	255.0		13:18.882								
	6	1	2:27.136	40.758	1:06.638	39.740	205.3		15:46.018								
	7	1	2:31.163	42.536	1:05.200	43.427	245.2		18:17.181								
	8	1	2:35.511	42.422	1:09.186	43.903	239.4		20:52.692								
	9	1	2:22.635	39.797	1:06.395	36.443	255.6		23:15.327								
	10	1	<b>2:20.022</b>	41.208	<b>1:03.787</b>	<b>35.027</b>	230.8		25:35.349								
	11	1	2:22.376	<b>38.637</b>	1:05.479	38.260	262.2		27:57.725								
12	1	2:42.718	B 39.402	1:05.153	58.163	242.9	30:40.443										
<b>11</b>	Porsche 993 GT2 1998							GT2A	1. Robert OFFLEY								
	2. ...																
	1	1	6:02.074	3:47.508	1:25.989	48.577	148.8		6:02.074								
	2	1	3:42.538	B 48.145	<b>1:18.556</b>	1:35.837	178.1		9:44.612								
	3	1	16:52.011	...	1:19.549	<b>44.549</b>	187.6		26:36.623								
	4	1	2:55.284	<b>46.310</b>	1:22.472	46.502	180.3		29:31.907								
5	1	<b>2:53.268</b>	47.026	1:19.994	46.248	177.5	32:25.175										
<b>12</b>	Porsche 993 GT2 1996							GT2A	1. Henrique GEMPERLE								
	2. Marc de SIEBENTHAL																
	1	2	3:52.160	1:35.461	1:25.386	51.313	138.7		3:52.160								
	2	2	2:47.062	49.138	1:15.902	42.022	202.1		6:39.222								
	3	2	<b>2:41.835</b>	46.226	<b>1:14.186</b>	<b>41.423</b>	218.5		9:21.057								
	4	2	3:02.270	B 45.656	1:18.486	58.128	224.2		12:23.327								
	5	1	5:08.151	3:02.927	1:19.931	45.293	176.6		17:31.478								
	6	1	2:49.985	49.373	1:17.445	43.167	195.9		20:21.463								
	7	1	2:48.397	48.015	1:17.396	42.986	209.1		23:09.860								
	8	1	2:47.883	47.502	1:16.795	43.586	214.3		25:57.743								
	9	1	2:47.036	47.056	1:17.033	42.947	219.4		28:44.779								
10	1	2:46.014	46.846	1:16.245	42.923	202.5	31:30.793										
<b>14</b>	Riley & Scott MK III C 2003							LMP1B	1. Xavier MICHÉRON								
	2. Antoine WEIL																
	1	2	5:15.117	3:29.260	1:08.461	37.396	221.8		5:15.117								
	2	2	2:23.046	40.101	1:05.747	37.198	250.0		7:38.163								
	3	2	2:23.503	39.760	1:05.808	37.935	238.9		10:01.666								
	4	2	2:41.209	B 41.058	1:08.710	51.441	248.2		12:42.875								
5	1	4:46.355	2:56.165	1:08.579	41.611	236.1	17:29.230										
<b>16</b>	Aston Martin V8 Vantage GT2 2010							GT2C	1. Pierre-Alain FRANCE								
	2. Erwin FRANCE																
	1	2	7:00.986	5:04.536	1:16.270	40.180	174.5		7:00.986								
	2	2	2:39.420	47.135	1:12.294	39.991	198.1		9:40.406								
	3	2	2:33.870	43.857	1:10.969	<b>39.044</b>	213.9		12:14.276								
	4	2	2:41.434	B 43.317	1:09.562	48.555	216.6		14:55.710								
	5	2	6:25.003	4:32.368	1:11.299	41.336	204.9		21:20.713								
	6	2	<b>2:31.616</b>	<b>43.269</b>	<b>1:08.982</b>	39.365	231.3		23:52.329								
	7	2	2:35.361	45.257	1:11.055	39.049	226.7		26:27.690								
	8	2	2:33.010	43.617	1:09.948	39.445	219.9		29:00.700								
9	2	2:50.358	B 45.108	1:12.736	52.514	181.9	31:51.058										
<b>17</b>	Dallara SP1 2002							LMP1B	1. Christophe d'ANSEMOUI								
	2. Antoine d'ANSEMOUI																
	1	2	4:28.525	2:21.860	1:18.376	48.289	165.7		4:28.525								
	2	2	2:41.362	48.058	1:14.202	39.102	177.8		7:09.887								
	3	2	2:38.988	39.770	1:07.346	51.872	223.2		9:48.875								
	4	2	2:26.911	40.953	1:08.849	37.109	220.3		12:15.786								
	5	2	<b>2:21.182</b>	39.866	<b>1:04.970</b>	<b>36.346</b>	249.4		14:36.968								
	6	2	2:38.766	B 39.752	1:05.440	53.574	260.2		17:15.734								
	7	2	4:19.985	2:32.333	1:09.644	38.008	212.6		21:35.719								
	8	2	3:40.715	40.198	2:19.643	40.874	235.6		25:16.434								
9	2	2:33.866	40.619	1:14.066	39.181	187.3	27:50.300										
10	2	2:23.035	39.918	1:06.264	36.853	240.6	30:13.335										
<b>19</b>	Panoz LMP 01 2001							LMP1B	1. Jake HILL								
	2. ...																
	1	1	3:25.940	1:32.157	1:14.845	38.938	167.1		3:25.940								
	2	1	2:25.236	43.086	1:06.130	36.020	213.0		5:51.176								
	3	1	2:27.597	40.415	1:03.895	43.287	213.4		8:18.773								
	4	1	2:20.370	39.585	<b>1:03.218</b>	37.567	231.8		10:39.143								
	5	1	2:43.807	B 44.480	1:10.064	49.263	184.2		13:22.950								
	6	1	7:30.996	5:45.873	1:06.867	38.256	190.4		20:53.946								
	7	1	2:22.323	39.394	1:06.290	36.639	237.2		23:16.269								
	8	1	<b>2:20.260</b>	40.907	1:04.207	<b>35.146</b>	213.0		25:36.529								
	9	1	2:22.949	<b>38.781</b>	1:04.595	39.573	242.3		27:59.478								
10	1	2:22.360	40.277	1:03.558	38.525	226.7	30:21.838										
<b>20</b>	MG EX257 2004							LMP2B	1. Christian GLÄSEL								
	2. ...																
	1	1	4:45.586	2:54.734	1:09.439	41.413	179.7		4:45.586								
	2	1	2:30.358	45.504	1:07.272	37.582	215.2		7:15.944								
	3	1	2:28.232	42.107	1:09.031	37.094	249.4		9:44.176								
	4	1	2:27.514	41.036	1:09.069	37.409	209.9		12:11.690								
	5	1	2:39.304	B 43.393	1:07.029	48.882	244.0		14:50.994								
	6	1	6:32.129	4:48.918	1:06.553	36.658	239.4		21:23.123								
	7	1	2:23.421	40.206	1:06.178	37.037	251.8		23:46.544								
	8	1	2:29.218	40.066	1:06.587	42.565	252.4		26:15.762								
9	1	<b>2:20.875</b>	40.066	<b>1:04.917</b>	<b>35.892</b>	251.2	28:36.637										
10	1	2:23.705	<b>39.425</b>	1:05.374	38.906	251.8	31:00.342										



# ENDURANCE RACING LEGENDS


## SPA-CLASSIC

### QUALIFYING 1

### Sector Analysis

■ Personal Best ■ Session Best ■ Crossing the finish line in pit lane

Lap	D	Time	Sector 1	Sector 2	Sector 3	T. Spd	Elapsed	Lap	D	Time	Sector 1	Sector 2	Sector 3	T. Spd	Elapsed
<b>22</b>	Porsche 993 GT2 Evo 1998 1. Sebastian GLASER GT2A							7	1	2:45.772	46.458	1:16.525	42.789	184.5	23:55.044
	8	1	2:43.256	45.944	1:14.445	42.867	199.3	26:38.300							
	9	1	2:42.769	45.897	1:15.402	41.470	190.4	29:21.069							
	10	1	2:57.959 B	46.432	1:15.301	56.226	199.7	32:19.028							
	1	1	8:11.496	5:58.008	1:28.528	44.960	117.9	8:11.496							
	2	1	2:34.291	44.383	1:11.566	38.342	216.2	10:45.787							
	3	1	2:30.232	42.401	1:09.118	38.713	237.8	13:16.019							
	4	1	2:31.392	42.236	1:09.592	39.564	224.2	15:47.411							
	5	1	2:50.238 B	45.846	1:11.044	53.348	222.3	18:37.649							
6	1	4:58.073	3:07.270	1:11.791	39.012	210.8	23:35.722								
7	1	2:29.334	42.184	1:09.072	38.078	242.3	26:05.056								
8	1	2:57.312 B	44.623	1:15.195	57.494	212.1	29:02.368								
<b>25</b>	Lola-MG EX257 2001 1. Mike NEWTON LMP2B							6	2	2:36.654	44.742	1:11.530	40.382	216.6	20:09.723
	7	2	2:51.241 B	44.615	1:12.771	53.855	213.9	23:00.964							
	8	2	4:58.415	2:54.658	1:19.852	43.905	166.0	27:59.379							
	9	2	2:40.674	44.999	1:13.068	42.607	204.1	30:40.053							
	1	1	3:53.498	1:46.765	1:23.083	43.650	141.2	3:53.498							
	2	1	2:29.521	41.869	1:10.231	37.421	232.9	6:23.019							
	3	1	2:23.618	39.582	1:06.486	37.550	250.6	8:46.637							
	4	1	2:21.039	39.732	1:04.696	36.611	250.6	11:07.676							
5	1	2:32.972	39.278	1:03.787	49.907	250.6	13:40.648								
6	1	15:52.945	...	1:11.970	37.251	176.0	29:33.593								
7	1	2:48.908 B	41.130	1:11.108	56.670	246.4	32:22.501								
<b>27</b>	Aston Martin DBR9 2005 1. Nikolaus DITTING GT1B							7	2	2:16.902	38.829	1:02.509	35.564	248.2	27:24.035
	8	2	2:17.691	40.128	1:01.802	35.761	251.2	29:41.726							
	1	1	3:20.870	1:13.766	1:23.188	43.916	140.4	3:20.870							
	2	1	2:38.414	45.083	1:12.252	41.079	196.6	5:59.284							
	3	1	2:33.292	42.946	1:10.176	40.170	205.7	8:32.576							
	4	1	2:38.365	45.140	1:12.832	40.393	204.5	11:10.941							
	5	1	2:46.497 B	42.739	1:11.191	52.567	206.1	13:57.438							
	6	1	4:21.821	2:22.941	1:16.609	42.271	151.0	18:19.259							
	7	1	2:35.876	42.549	1:12.708	40.619	185.9	20:55.135							
	8	1	2:32.981	43.792	1:11.180	38.009	218.9	23:28.116							
	9	1	2:27.773	41.793	1:08.062	37.918	218.9	25:55.889							
	10	1	2:29.192	43.519	1:08.028	37.645	221.8	28:25.081							
11	1	2:29.034	41.313	1:08.194	39.527	227.7	30:54.115								
<b>29</b>	Porsche 996 GT3-RS 2004 1. Christian TRABER 2. Nicolas TRABER GT2B							6	1	2:53.294 B	44.606	1:15.368	53.320	220.8	16:57.077
	1	1	4:17.003	1:48.544	1:34.606	53.853	113.2	4:17.003							
	2	1	2:58.741	52.792	1:19.547	46.402	158.8	7:15.744							
	3	1	2:45.275	46.598	1:16.431	42.246	171.3	10:01.019							
	4	1	2:41.452	45.485	1:14.145	41.822	186.6	12:42.471							
	5	1	2:57.640 B	45.185	1:14.683	57.772	162.5	15:40.111							
	6	1	5:20.958	3:20.639	1:18.868	41.451	151.9	21:01.069							
	7	1	2:39.757	44.914	1:14.413	40.430	191.5	23:40.826							
	8	1	2:39.626	44.533	1:13.472	41.621	184.5	26:20.452							
	9	1	2:36.512	44.142	1:11.953	40.417	202.1	28:56.964							
	10	1	3:02.368 B	45.345	1:18.522	58.501	188.3	31:59.332							
<b>30</b>	Porsche 996 GT3-R 2000 1. Lee MAXTED-PAGE GT2B							5	1	2:42.490	44.890	1:16.174	41.426	206.1	14:03.783
	1	1	3:21.490	1:10.845	1:24.524	46.121	147.7	3:21.490							
	2	1	2:50.360	48.905	1:18.250	43.205	175.7	6:11.850							
	3	1	2:44.773	46.956	1:15.430	42.387	184.9	8:56.623							
	4	1	2:44.731	47.452	1:15.150	42.129	193.6	11:41.354							
	5	1	3:06.780 B	49.402	1:19.221	58.157	169.8	14:48.134							
	6	1	6:21.138	4:17.593	1:20.382	43.163	177.2	21:09.272							
<b>31</b>	Mosler MT900 R 2001 1. Colin PATON 2. Aaron SCOTT GT2B							1	1	4:20.229	2:09.847	1:25.634	44.748	131.8	4:20.229
	2	1	2:53.134	50.766	1:19.369	42.999	174.5	7:13.363							
	3	1	2:45.273	46.996	1:16.197	42.080	204.1	9:58.636							
	4	1	2:54.315 B	46.612	1:14.342	53.361	207.8	12:52.951							
	5	2	4:40.118	2:47.247	1:12.656	40.215	227.2	17:33.069							
	6	2	2:36.654	44.742	1:11.530	40.382	216.6	20:09.723							
	7	2	2:51.241 B	44.615	1:12.771	53.855	213.9	23:00.964							
	8	2	4:58.415	2:54.658	1:19.852	43.905	166.0	27:59.379							
	9	2	2:40.674	44.999	1:13.068	42.607	204.1	30:40.053							
<b>33</b>	Ferrari 333SP 1999 1. Michel LECOURT 2. Raymond NARAC LMP1A							1	1	5:15.380	3:10.355	1:18.308	46.717	132.4	5:15.380
	2	1	2:44.375 B	45.564	1:10.959	47.852	184.9	7:59.755							
	3	2	4:06.661	2:18.730	1:09.979	37.952	213.4	12:06.416							
	4	2	2:27.190	41.345	1:07.953	37.892	226.7	14:33.606							
	5	2	2:39.338 B	41.506	1:06.588	51.244	226.7	17:12.944							
	6	2	5:32.412	3:47.246	1:07.185	37.981	228.2	22:45.356							
	7	2	2:21.777	39.733	1:06.487	35.557	261.5	25:07.133							
	8	2	2:16.902	38.829	1:02.509	35.564	248.2	27:24.035							
	9	2	2:17.691	40.128	1:01.802	35.761	251.2	29:41.726							
<b>35</b>	Porsche 993 GT2 Evo 1996 1. Paul MCLEAN GT2A							3	1	2:39.657	44.714	1:13.540	41.403	221.3	8:43.341
	4	1	2:37.952	43.511	1:14.238	40.203	230.3	11:21.293							
	5	1	2:42.490	44.890	1:16.174	41.426	206.1	14:03.783							
	6	1	2:53.294 B	44.606	1:15.368	53.320	220.8	16:57.077							
	1	1	3:21.668	1:14.144	1:23.222	44.302	133.1	3:21.668							
	2	1	2:42.016	45.086	1:16.476	40.454	195.9	6:03.684							
<b>40</b>	Ford GT (001 FT GT1) 2010 1. Philippe SCEMAMA GT1B							3	1	2:29.070	42.659	1:08.445	37.966	234.0	7:59.068
	4	1	2:45.600 B	43.868	1:12.345	49.387	206.5	10:44.668							
	5	1	4:44.408	2:41.744	1:19.932	42.732	152.4	15:29.076							
	6	1	2:37.560	45.520	1:11.835	40.205	202.9	18:06.636							
	7	1	2:34.511	44.101	1:10.851	39.559	197.4	20:41.147							
	8	1	2:37.674	44.610	1:12.590	40.474	204.5	23:18.821							
	9	1	2:36.249	44.700	1:11.232	40.317	214.8	25:55.070							
	10	1	2:35.079	44.368	1:11.521	39.190	207.4	28:30.149							
	11	1	2:33.504	43.935	1:10.362	39.207	209.9	31:03.653							
	1	1	2:57.460	1:00.931	1:16.721	39.808	180.6	2:57.460							
	2	1	2:32.538	44.862	1:08.693	38.983	229.2	5:29.998							
<b>53</b>	Aston Martin DBR9 2006 1. Richard MEINS 2. Rob HUFF GT1B							1	1	2:48.116	55.513	1:13.710	38.893	180.6	2:48.116
	2	1	2:28.097	42.414	1:08.214	37.469	221.3	5:16.213							
	3	1	2:26.474	41.239	1:06.339	38.896	225.2	7:42.687							



# ENDURANCE RACING LEGENDS


## SPA-CLASSIC

### QUALIFYING 1

### Sector Analysis

Personal Best Session Best B Crossing the finish line in pit lane

Lap	D	Time	Sector 1	Sector 2	Sector 3	T. Spd	Elapsed	Lap	D	Time	Sector 1	Sector 2	Sector 3	T. Spd	Elapsed
<b>54</b> Panoz Esperante GTR1 1997 1. Olivier GALANT GT1A															
1	1	5:49.476	3:43.266	1:23.089	43.121	170.7	5:49.476								
2	1	2:37.985	44.281	1:14.116	39.588	187.3	8:27.461								
3	1	2:43.396	41.656	1:10.575	51.165	209.5	11:10.857								
4	1	4:15.228	2:23.465	1:11.447	40.316	196.6	15:26.085								
5	1	2:28.091	41.484	1:08.710	37.897	216.6	17:54.176								
6	1	2:31.028	44.105	1:08.860	38.063	216.6	20:25.204								
7	1	2:28.286	42.926	1:07.726	37.634	243.4	22:53.490								
8	1	2:27.689	41.002	1:09.010	37.677	244.0	25:21.179								
9	1	2:31.415	40.435	1:10.067	40.913	242.3	27:52.594								
10	1	2:28.987	40.965	1:07.778	40.244	239.4	30:21.581								
<b>55</b> Ferrari 458 GTE 2011 1. Xavier GALANT INV															
1	1	6:41.827	4:21.177	1:31.893	48.757	137.2	6:41.827								
2	1	2:50.156	49.277	1:18.731	42.148	182.2	9:31.983								
3	1	2:43.567	44.173	1:16.427	42.967	216.6	12:15.550								
4	1	2:36.742	43.690	1:12.989	40.063	230.8	14:52.292								
5	1	2:35.343	43.293	1:11.732	40.318	232.4	17:27.635								
6	1	2:33.999	42.948	1:11.478	39.573	238.9	20:01.634								
7	1	2:36.466	45.261	1:10.959	40.246	237.8	22:38.100								
8	1	2:34.842	42.643	1:12.289	39.910	240.0	25:12.942								
9	1	2:40.493	43.209	1:14.524	42.760	198.1	27:53.435								
10	1	2:33.685	42.755	1:11.438	39.492	243.4	30:27.120								
<b>59</b> Porsche 993 GT2 Evo 1999 1. Rémi TERRAIL 2. Jürg AEBERHARD GT2A															
1	1	4:40.549	2:17.046	1:34.000	49.503	145.4	4:40.549								
2	1	2:54.855	53.012	1:18.461	43.382	158.5	7:35.404								
3	1	2:43.725	47.298	1:14.165	42.262	179.7	10:19.129								
4	1	2:44.207	46.351	1:15.782	42.074	180.0	13:03.336								
5	1	2:40.199	45.720	1:13.316	41.163	176.6	15:43.535								
6	1	2:41.514	46.714	1:13.529	41.271	173.6	18:25.049								
7	1	2:39.230	45.109	1:12.813	41.308	190.7	21:04.279								
8	1	2:39.123	45.985	1:12.748	40.390	193.6	23:43.402								
9	1	2:41.973	48.387	1:13.224	40.362	196.6	26:25.375								
10	1	2:42.512	44.827	1:16.023	41.662	194.7	29:07.887								
11	1	2:38.508	44.629	1:12.209	41.670	187.6	31:46.395								
<b>60</b> Keiler K II 1998 1. Marc JULLY LMP1A															
1	1	3:51.074	1:45.601	1:20.102	45.371	144.8	3:51.074								
2	1	2:41.857	44.886	1:15.693	41.278	203.3	6:32.931								
3	1	2:39.527	45.202	1:13.601	40.724	218.0	9:12.458								
4	1	2:37.125	44.323	1:13.217	39.585	216.6	11:49.583								
5	1	2:36.066	43.698	1:11.679	40.689	208.2	14:25.649								
6	1	2:37.063	43.957	1:11.386	41.720	218.9	17:02.712								
<b>66</b> Ferrari 550 Maranello Prodrive 2004 1. Dominik ROSCHMANN GT1B															
1	1	3:39.158	1:33.236	1:23.403	42.519	134.0	3:39.158								
2	1	2:33.770	43.630	1:11.310	38.830	180.3	6:12.928								
3	1	2:33.528	43.597	1:11.203	38.728	204.9	8:46.456								
4	1	2:29.675	42.128	1:09.229	38.318	203.3	11:16.131								
5	1	2:28.604	42.141	1:08.576	37.887	216.6	13:44.735								
6	1	2:46.202	45.320	1:10.502	50.380	193.6	16:30.937								
7	1	4:59.440	3:02.980	1:13.613	42.847	167.9	21:30.377								
8	1	2:27.688	41.701	1:08.085	37.902	221.3	23:58.065								
9	1	2:30.576	41.871	1:09.807	38.898	218.9	26:28.641								
10	1	2:29.608	42.013	1:09.573	38.022	199.3	28:58.249								
11	1	2:29.838	41.520	1:08.431	39.887	224.2	31:28.087								
<b>70</b> Porsche 997 GT3 RSR 2007 1. Paul PHILLIPS GT2C															
1	1	4:22.578	1:15.062	1:43.936	1:23.580	105.6	4:22.578								
2	1	5:56.439	3:22.714	1:38.963	54.762	145.4	10:19.017								
3	1	3:21.194	55.293	1:35.602	50.299	123.9	13:40.211								
4	1	3:30.877	52.468	1:32.036	1:06.373	133.1	17:11.088								
5	1	4:34.275	2:08.003	1:33.209	53.063	140.8	21:45.363								
6	1	3:10.551	53.120	1:28.136	49.295	151.2	24:55.914								
7	1	3:32.194	51.127	1:33.485	1:07.582	151.2	28:28.108								
<b>71</b> Porsche 993 GT2 1997 1. Rainer BECKER GT2A															
1	1	3:43.134	1:23.282	1:33.401	46.451	115.4	3:43.134								
2	1	2:54.495	48.540	1:22.180	43.775	181.9	6:37.629								
3	1	2:42.432	46.084	1:15.201	41.147	184.5	9:20.061								
4	1	3:20.574	51.698	1:25.007	1:03.869	147.5	12:40.635								
5	1	5:04.270	3:04.186	1:15.738	44.346	195.1	17:44.905								
6	1	2:44.740	45.939	1:14.540	44.261	198.5	20:29.645								
7	1	2:42.029	45.880	1:15.169	40.980	204.5	23:11.674								
8	1	2:40.695	45.793	1:14.226	40.676	215.7	25:52.369								
9	1	3:39.069	57.003	1:29.578	1:12.488	103.9	29:31.438								
<b>76</b> Porsche 996 GT3-RSR 2005 1. Jean-Lou RIHON 2. Nick PADMORE GT2C															
1	2	4:04.698	1:55.506	1:24.360	44.832	138.2	4:04.698								
2	2	2:42.075	45.668	1:15.154	41.253	193.6	6:46.773								
3	2	2:37.305	44.704	1:12.500	40.101	200.5	9:24.078								
4	2	2:50.883	45.039	1:13.816	52.028	190.7	12:14.961								
5	2	4:35.590	2:39.026	1:14.141	42.423	198.1	16:50.551								
6	2	2:34.371	44.935	1:10.151	39.285	198.5	19:24.922								
<b>78</b> BMW M3 GTR 1997 1. Scooter GABEL GT2A															
1	1	4:10.336	1:58.288	1:25.499	46.549	136.0	4:10.336								
2	1	2:50.426	48.673	1:18.881	42.872	160.0	7:00.762								
3	1	2:49.355	49.003	1:18.121	42.231	165.2	9:50.117								
4	1	3:00.730	46.225	1:16.906	57.599	166.8	12:50.847								



# ENDURANCE RACING LEGENDS

## SPA-CLASSIC

### QUALIFYING 1

### Sector Analysis

Personal Best Session Best B Crossing the finish line in pit lane

Lap	D	Time	Sector 1	Sector 2	Sector 3	T. Spd	Elapsed
5	1	5:22.101	3:24.152	1:15.635	42.314	175.1	18:12.948
6	1	2:43.434	46.869	1:14.423	42.142	197.0	20:56.382
7	1	2:42.513	<b>45.526</b>	1:14.588	42.399	191.5	23:38.895
8	1	2:42.210	45.709	1:13.945	42.556	195.5	26:21.105
9	1	2:41.371	45.707	1:14.085	41.579	194.7	29:02.476
10	1	<b>2:40.446</b>	45.947	<b>1:13.246</b>	<b>41.253</b>	202.1	31:42.922

80 Porsche 996 GT3-R 2000 1.Pascal DUHAMEL GT2B							
Lap	D	Time	Sector 1	Sector 2	Sector 3	T. Spd	Elapsed
1	1	4:07.234	1:54.969	1:25.800	46.465	148.0	4:07.234
2	1	3:28.210	1:20.239	1:22.310	<b>45.661</b>	162.3	7:35.444
3	1	3:06.511 B	51.437	1:18.259	56.815	185.9	10:41.955
4	1	4:12.452	2:07.613	<b>1:17.532</b>	47.307	177.8	14:54.407
5	1	2:56.444	50.705	1:18.168	47.571	183.2	17:50.851
6	1	2:55.073	49.836	1:19.188	46.049	181.3	20:45.924
7	1	<b>2:54.661</b>	49.430	1:19.475	45.756	190.7	23:40.585
8	1	3:02.306 B	<b>48.457</b>	1:18.511	55.338	206.5	26:42.891
9	1	4:26.838	2:01.953			188.6	31:09.729

86 Porsche 996 GT3-RSR 2004 1.Michael FÖVENY GT2C 2.Stefan ROITMAYER							
Lap	D	Time	Sector 1	Sector 2	Sector 3	T. Spd	Elapsed
1	1	4:39.983	2:13.208	1:37.239	49.536	103.9	4:39.983
2	1	2:58.133	52.762	1:20.970	44.401	184.2	7:38.116
3	1	2:49.992	49.939	1:17.588	42.465	174.5	10:28.108
4	1	2:46.575	46.236	1:17.216	43.123	167.9	13:14.683
5	1	2:55.126 B	46.296	1:16.714	52.116	200.9	16:09.809
6	2	4:48.277	2:54.537	1:13.824	39.916	185.2	20:58.086
7	2	2:32.453	43.658	1:10.320	<b>38.475</b>	227.2	23:30.539
8	2	<b>2:30.018</b>	<b>42.892</b>	<b>1:08.548</b>	38.578	236.1	26:00.557
9	2	2:31.413	43.529	1:08.979	38.905	232.9	28:31.970
10	2	2:47.290	43.952	1:17.962	45.376	161.8	31:19.260

92 TVR Tuscan T400R 2003 1.Jason CLEGG GT2B							
Lap	D	Time	Sector 1	Sector 2	Sector 3	T. Spd	Elapsed
1	1	4:44.031	2:21.462	1:33.178	49.391	109.2	4:44.031
2	1	3:01.641	52.725	1:22.245	46.671	158.8	7:45.672
3	1	2:54.428	48.426	1:20.378	45.624	170.7	10:40.100
4	1	2:52.553	49.518	1:18.420	44.615	177.2	13:32.653
5	1	3:05.244 B	49.391	1:16.934	58.919	181.9	16:37.897
6	1	4:28.304	2:23.762	1:20.425	44.117	153.5	21:06.201
7	1	<b>2:45.509</b>	47.304	1:15.591	<b>42.614</b>	194.7	23:51.710
8	1	2:46.254	46.685	1:16.503	43.066	195.9	26:37.964
9	1	2:52.173	47.380	1:20.449	44.344	182.6	29:30.137
10	1	2:58.756 B	<b>46.115</b>	<b>1:14.272</b>	58.369	197.4	32:28.893

99 Porsche 996 GT3-RS 2001 1.Simon EVANS GT2B							
Lap	D	Time	Sector 1	Sector 2	Sector 3	T. Spd	Elapsed
1	1	3:46.406	1:42.150	1:18.217	46.039	159.0	3:46.406
2	1	2:45.290	47.488	1:15.684	42.118	165.2	6:31.696
3	1	2:42.918	47.611	1:13.931	41.376	186.9	9:14.614
4	1	2:41.896	47.231	1:12.950	41.715	196.6	11:56.510
5	1	2:42.526	47.364	1:13.480	41.682	188.3	14:39.036
6	1	<b>2:40.704</b>	46.767	<b>1:12.634</b>	<b>41.303</b>	185.9	17:19.740
7	1	2:42.774	<b>46.537</b>	1:13.163	43.074	192.9	20:02.514
8	1	2:56.425 B	47.185	1:14.727	54.513	209.9	22:58.939


108 Porsche 993 GT2 Evo 1998 1.Peter FAIRBAIRN GT2A							
Lap	D	Time	Sector 1	Sector 2	Sector 3	T. Spd	Elapsed
1	1	3:51.304	1:25.860	1:33.819	51.625	119.9	3:51.304
2	1	3:07.462	54.851	1:26.320	46.291	158.0	6:58.766
3	1	3:06.672	50.853	1:26.918	48.901	159.3	10:05.438
4	1	3:02.541	50.484	1:26.024	46.033	170.1	13:07.979
5	1	3:04.134	50.381	1:25.840	47.913	158.0	16:12.113
6	1	3:00.638	50.812	1:24.324	45.502	169.6	19:12.751
7	1	<b>2:55.995</b>	49.357	1:22.252	<b>44.386</b>	169.8	22:08.746
8	1	2:56.392	<b>48.715</b>	1:22.929	44.748	168.7	25:05.138
9	1	2:58.262	49.805	1:22.656	45.801	180.0	28:03.400
10	1	2:57.268	49.217	<b>1:22.109</b>	45.942	174.2	31:00.668

115 Porsche 996 GT3-RSR 2005 1.Marc DEVIS GT2C							
Lap	D	Time	Sector 1	Sector 2	Sector 3	T. Spd	Elapsed
1	1	4:05.545	1:49.061	1:30.549	45.935	117.8	4:05.545
2	1	2:46.050	47.445	1:16.810	41.795	180.0	6:51.595
3	1	2:46.378	47.383	1:16.723	42.272	171.0	9:37.973
4	1	2:46.092	46.628	1:17.418	42.046	176.9	12:24.065
5	1	2:40.897	45.578	1:13.991	41.328	192.9	15:04.962
6	1	3:16.839 B	53.813	1:24.988	58.038	164.9	18:21.801
7	1	5:35.463	3:21.817	1:27.476	46.170	154.7	23:57.264
8	1	2:44.996	47.167	1:16.373	41.456	207.4	26:42.260
9	1	2:41.242	45.016	1:15.942	40.284	215.7	29:23.502
10	1	<b>2:36.655</b>	<b>44.498</b>	<b>1:12.450</b>	<b>39.707</b>	208.7	32:00.157

118 Chevrolet Corvette Z06 R 2010 1.Peter JOOS INV							
Lap	D	Time	Sector 1	Sector 2	Sector 3	T. Spd	Elapsed
1	1	3:52.404	1:32.484	1:27.579	52.341	125.8	3:52.404
2	1	2:57.649	51.474	1:21.776	44.399	177.8	6:50.053
3	1	2:59.289 B	<b>47.262</b>	1:18.946	53.081	187.3	9:49.342
4	1	5:08.274	3:07.052	<b>1:17.890</b>	<b>43.332</b>	191.8	14:57.616
5	1	<b>2:50.276</b>	47.892	1:18.116	44.268	174.2	17:47.892
6	1	3:18.581 B	51.818	1:30.246	56.517	183.9	21:06.473
7	1	7:23.159 B	3:41.275	1:52.804	1:49.080	178.1	28:29.632

123 Chevrolet Corvette Z06 R 2007 1.André WIGET INV							
Lap	D	Time	Sector 1	Sector 2	Sector 3	T. Spd	Elapsed
1	1	3:53.753	1:22.020	1:37.707	54.026	105.5	3:53.753
2	1	2:57.286	51.071	1:22.046	44.169	170.7	6:51.039
3	1	2:51.403	47.134	1:20.226	44.043	177.2	9:42.442
4	1	3:01.905 B	46.453	1:19.440	56.012	207.4	12:44.347
5	1	4:13.304	2:08.205	1:21.016	44.083	187.9	16:57.651
6	1	2:46.987	46.981	1:18.309	41.697	214.3	19:44.638
7	1	2:44.643	<b>44.506</b>	1:18.244	41.893	205.7	22:29.281
8	1	2:47.835	44.546	1:19.360	43.929	214.8	25:17.116
9	1	2:46.761	44.786	1:18.642	43.333	202.5	28:03.877
10	1	<b>2:43.282</b>	44.574	<b>1:17.056</b>	<b>41.652</b>	209.1	30:47.159

155 TVR Tuscan T400R 2003 1.Matthew HOLBEN GT2B							
Lap	D	Time	Sector 1	Sector 2	Sector 3	T. Spd	Elapsed
1	1	4:46.446	2:23.332	1:32.341	50.773	117.1	4:46.446
2	1	3:00.377	52.383	1:20.931	47.063	161.0	7:46.823
3	1	2:53.844	48.467	1:19.591	45.786	181.6	10:40.667
4	1	2:47.503	48.006	1:16.683	42.814	194.4	13:28.170
5	1	2:46.805	47.619	1:15.438	43.748	180.6	16:14.975



# ENDURANCE RACING LEGENDS

## SPA-CLASSIC

### QUALIFYING 1

### Sector Analysis

■ Personal Best ■ Session Best B Crossing the finish line in pit lane

Lap	D	Time	Sector 1	Sector 2	Sector 3	T. Spd	Elapsed	Lap	D	Time	Sector 1	Sector 2	Sector 3	T. Spd	Elapsed
6	1	<b>2:46.544</b>	47.960	1:16.006	<b>42.578</b>	199.3	19:01.519								
7	1	3:01.128 <b>B</b>	<b>46.734</b>	<b>1:14.939</b>	59.455	193.6	22:02.647								
8	1	5:05.825 <b>B</b>	2:11.803	1:39.389	1:14.633	111.3	27:08.472								

160		Porsche 993 GT2 Evo 1997		GT2A			
1. Paul HOWELLS							
1	1	4:15.688	1:43.312	1:38.719	53.657	119.3	4:15.688
2	1	3:11.941	57.407	1:26.967	47.567	151.2	7:27.629
3	1	2:57.683	48.444	1:23.454	45.785	173.9	10:25.312
4	1	2:54.883	47.644	1:22.054	45.185	165.4	13:20.195
5	1	2:51.133	46.780	1:18.645	45.708	175.4	16:11.328
6	1	3:05.917 <b>B</b>	48.019	1:20.083	57.815	185.2	19:17.245
7	1	4:48.945	2:36.880	1:27.505	44.560	162.5	24:06.190
8	1	2:46.242	<b>45.937</b>	1:16.541	43.764	194.4	26:52.432
9	1	<b>2:44.342</b>	46.206	<b>1:15.980</b>	<b>42.156</b>	200.9	29:36.774

176		Porsche 996 GT3-RSR 2006		GT2C			
1. Maurizio FRATTI							
1	1	4:32.249	2:23.849	1:22.761	45.639	159.0	4:32.249
2	1	2:41.914	47.613	1:13.031	41.270	197.0	7:14.163
3	1	2:40.601	47.278	1:13.454	39.869	205.3	9:54.764
4	1	2:51.233 <b>B</b>	43.454	1:14.169	53.610	203.3	12:45.997
5	1	6:19.553	4:28.162	1:11.950	<b>39.441</b>	200.5	19:05.550
6	1	<b>2:34.447</b>	43.901	<b>1:10.535</b>	40.011	193.6	21:39.997
7	1	2:35.179	43.696	1:11.967	39.516	207.8	24:15.176
8	1	2:36.354	43.914	1:11.902	40.538	219.9	26:51.530
9	1	2:35.494	43.694	1:12.109	39.691	208.2	29:27.024
10	1	3:06.034 <b>B</b>	<b>43.265</b>	1:16.779	1:05.990	201.3	32:33.058