


CLASSIC ENDURANCE RACING 1

SPA-CLASSIC RACE

Sector Analysis

Personal Best Session Best B Crossing the finish line in pit lane

Lap	D	Time	Sector 1	Sector 2	Sector 3	T. Spd	Elapsed	Lap	D	Time	Sector 1	Sector 2	Sector 3	T. Spd	Elapsed
1 Chevron B19 1971															
1. Alexander FURIANI P-2L															
1	1	2:42.569	45.257	1:15.689	41.623		2:42.569	4	1	2:41.775	45.284	1:14.016	42.475	198.9	21:04.726
2	1	3:05.991	46.380	1:25.015	54.596	218.5	5:48.560								
3	1	4:35.607	1:21.632	1:46.495	1:27.480	106.1	10:24.167								
4	1	3:30.178	1:16.454	1:32.001	41.723	106.7	13:54.345								
5	1	2:40.504	45.798	1:13.989	40.717	222.7	16:34.849								
6	1	2:39.503	45.230	1:13.608	40.665	187.6	19:14.352								
7	1	2:37.203	44.345	1:11.968	40.890	215.7	21:51.555								
8	1	2:36.447	44.387	1:11.757	40.303	208.2	24:28.002								
9	1	2:36.550	44.281	1:12.031	40.238	209.1	27:04.552								
10	1	2:37.473	44.543	1:12.553	40.377	208.7	29:42.025								
11	1	2:40.650	46.170	1:13.637	40.843	202.1	32:22.675								
12	1	4:05.317 B	2:12.623	1:12.563	40.131	208.7	36:27.992								
13	1	2:36.837	44.403	1:12.081	40.353	204.5	39:04.829								
14	1	2:37.706	44.557	1:12.708	40.441	213.4	41:42.535								
15	1	2:40.109	44.104	1:13.070	42.935	210.8	44:22.644								
2 Lola T210 1970															
1. Frank JACOB P-2L															
2. Arnd MEIER															
1	1	2:49.366	49.939	1:16.705	42.722		2:49.366								
2	1	3:07.321	46.978	1:25.880	54.463	203.3	5:56.687								
3	1	4:34.943	1:19.899	1:45.354	1:29.690	87.7	10:31.630								
4	1	3:30.608	1:15.434	1:31.928	43.246	87.2	14:02.238								
5	1	2:43.717	46.257	1:15.316	42.144	208.7	16:45.955								
6	1	2:44.123	46.167	1:15.087	42.869	210.4	19:30.078								
7	1	2:47.415	48.961	1:16.057	42.397	180.6	22:17.493								
8	1	2:42.758	45.852	1:14.710	42.196	211.2	25:00.251								
9	1	2:41.508	45.709	1:14.049	41.750	201.3	27:41.759								
10	1	2:43.845	45.966	1:14.584	43.295	195.1	30:25.604								
11	1	2:59.815 B	47.012	1:21.471	51.332	126.1	33:25.419								
12	1	5:04.552	3:00.168	1:19.400	44.984	171.0	38:29.971								
13	1	2:49.976	48.730	1:17.709	43.537	187.6	41:19.947								
14	1	3:06.182	51.075	1:17.791	57.316	184.2	44:26.129								
3 Chevrolet Corvette C3 1971															
1. Gilles RIVOALLON GT1															
2. Marc JULLY															
1	1	3:42.488	1:22.235	1:29.221	51.032		3:42.488								
2	1	4:56.818	1:18.127	2:30.782	1:07.909	77.0	8:39.306								
3	1	4:31.155	1:24.169	1:58.768	1:08.218	82.6	13:10.461								
4	1	3:13.787	55.706	1:28.799	49.282	151.9	16:24.248								
5	1	3:17.528	53.428	1:33.806	50.294	160.5	19:41.776								
6	1	3:15.332	54.239	1:28.655	52.438	154.4	22:57.108								
7	1	3:14.961	55.639	1:29.638	49.684	162.8	26:12.069								
8	1	3:12.829	53.974	1:29.516	49.339	157.3	29:24.898								
9	1	3:13.071	53.956	1:29.578	49.537	145.6	32:37.969								
10	1	4:52.482 B	2:36.887	1:27.383	48.212	154.0	37:30.451								
11	1	3:05.999	51.440	1:26.572	47.987	167.3	40:36.450								
12	1	3:04.454	51.560	1:24.874	48.020	163.1	43:40.904								
13	1	3:02.762	51.905	1:23.638	47.219	161.8	46:43.666								
4 Porsche 917 K 1971															
1. Claudio RODDARO P+2L															
1	1	2:44.411	47.890	1:14.685	41.836		2:44.411								
2	1	12:54.563 B	...	1:15.969	42.287	175.1	15:38.974								
3	1	2:43.977	46.687	1:14.933	42.357	187.6	18:22.951								
5 Porsche 911 Carrera RSR 3.0 (C) 1974															
1. Rainer BECKER GT1															
2. Mike WILDS															
1	1	3:10.543	1:05.598	1:20.287	44.658		3:10.543								
2	1	3:03.021	52.260	1:22.008	48.753	173.6	6:13.564								
3	1	4:32.257	1:20.149	1:43.164	1:28.944	110.5	10:45.821								
4	1	3:31.671	1:18.385	1:28.197	45.089	107.1	14:17.492								
5	1	2:56.285	49.695	1:20.317	46.273	183.6	17:13.777								
6	1	2:54.715	50.133	1:19.328	45.254	195.1	20:08.492								
7	1	2:54.282	49.661	1:19.830	44.791	192.2	23:02.774								
8	1	2:54.393	49.491	1:20.011	44.891	194.7	25:57.167								
9	1	2:54.998	49.344	1:20.346	45.308	193.6	28:52.165								
10	2	4:54.120 B	2:46.777	1:21.604	45.739	162.3	33:46.285								
11	2	2:57.041	50.482	1:20.497	46.062	170.1	36:43.326								
12	2	2:57.161	50.142	1:20.171	46.848	173.6	39:40.487								
13	2	2:58.753	51.043	1:21.914	45.796	168.7	42:39.240								
14	2	2:55.995	49.649	1:20.568	45.778	174.2	45:35.235								
6 Crosslé 9S 1966															
1. Laurent FORT P-2L															
1	1	3:27.154	1:17.915	1:23.623	45.616		3:27.154								
2	1	3:08.577	53.128	1:25.194	50.255	171.5	6:35.731								
3	1	4:18.987	1:07.922	1:40.215	1:30.850	99.6	10:54.718								
4	1	3:31.201	1:16.174	1:29.315	45.712	100.0	14:25.919								
5	1	2:52.410	49.211	1:18.845	44.354	170.4	17:18.329								
6	1	2:50.434	47.534	1:18.891	44.009	184.2	20:08.763								
7	1	2:50.088	47.470	1:17.456	45.162	195.5	22:58.851								
8	1	2:50.758	47.890	1:18.249	44.619	190.4	25:49.609								
9	1	4:34.217 B	2:29.243	1:21.017	43.957	160.8	30:23.826								
10	1	2:56.000	50.936	1:19.997	45.067	151.9	33:19.826								
11	1	2:54.058	48.034	1:18.359	47.665	192.5	36:13.884								
7 Lola T70 Mk III B 1969															
1. Toni SEILER P+2L															
1	1	2:42.813	47.284	1:14.495	41.034		2:42.813								
2	1	3:04.247	44.448	1:24.404	55.395	197.0	5:47.060								
3	1	4:34.973	1:21.621	1:46.996	1:26.356	103.5	10:22.033								
4	1	3:31.735	1:17.259	1:32.984	41.492	113.6	13:53.768								
5	1	2:41.300	44.672	1:15.287	41.341	190.7	16:35.068								
6	1	2:42.780	44.972	1:15.750	42.058	163.3	19:17.848								
7	1	2:40.388	43.786	1:14.757	41.845	192.2	21:58.236								
8	1	2:40.818	43.806	1:15.795	41.217	187.9	24:39.054								
9	1	2:43.780	44.590	1:16.267	42.923	185.9	27:22.834								
10	1	4:20.316 B	2:21.993	1:16.199	42.124	158.3	31:43.150								
11	1	2:43.281	45.328	1:16.928	41.025	175.4	34:26.431								
12	1	2:41.427	44.267	1:15.630	41.530	187.6	37:07.858								
13	1	2:42.251	43.680	1:15.113	43.458	198.5	39:50.109								
14	1	2:40.274	43.924	1:15.119	41.231	197.8	42:30.383								
15	1	2:41.194	43.282	1:14.666	43.246	195.1	45:11.577								
11 Chevron B19 1971															
1. Regis DEVIS P-2L															
2. Mathias DEVIS															
1	1	3:07.203	1:02.457	1:20.179	44.567		3:07.203								
2	1	3:02.116	51.124	1:22.370	48.622	165.7	6:09.319								
3	1	4:33.562	1:19.811	1:44.495	1:29.256	107.7	10:42.881								
4	1	3:32.778	1:16.023	1:31.230	45.525	127.3	14:15.659								



CLASSIC ENDURANCE RACING 1

SPA-CLASSIC RACE

Sector Analysis

Personal Best Session Best B Crossing the finish line in pit lane

Lap	D	Time	Sector 1	Sector 2	Sector 3	T. Spd	Elapsed	Lap	D	Time	Sector 1	Sector 2	Sector 3	T. Spd	Elapsed
5	1	3:10.570	56.833	1:26.419	47.318	146.9	17:26.229	7	1	3:16.012	55.246	1:29.191	51.575	153.7	24:23.610
6	2	5:42.077 B	3:37.185	1:20.784	44.108	176.0	23:08.306	8	1	3:18.084	55.879	1:30.634	51.571	160.3	27:41.694
7	2	2:53.389	49.518	1:19.840	44.031	177.2	26:01.695	9	1	3:18.221	55.380	1:31.616	51.225	151.7	30:59.915
8	2	2:52.360	47.510	1:18.932	45.918	170.7	28:54.055	10	2	4:57.496 B	2:43.661	1:25.177	48.658	167.3	35:57.411
9	2	2:50.616	49.280	1:17.368	43.968	182.2	31:44.671	11	2	3:04.112	53.527	1:22.267	48.318	185.6	39:01.523
10	2	2:50.843	49.038	1:18.014	43.791	183.6	34:35.514	12	2	3:03.835	53.461	1:22.991	47.383	181.0	42:05.358
11	1	4:50.010 B	2:40.431	1:24.118	45.461	157.3	39:25.524	13	2	3:06.774	53.101	1:24.388	49.285	189.7	45:12.132
12	1	2:53.613	49.042	1:19.511	45.060	189.3	42:19.137								
13	1	2:53.105	48.260	1:18.594	46.251	187.9	45:12.242								

14		Lola T212 1971		P-2L			
		1.Mauro POPONCINI					
1	1	4:16.077	2:05.886	1:23.622	46.569	144.2	4:16.077
2	1	4:25.831	54.911	2:22.109	1:08.811	122.7	8:41.908
3	1	4:28.755	1:23.617	1:59.736	1:05.402	76.8	13:10.663
4	1	2:53.210	50.236	1:19.117	43.857	180.3	16:03.873
5	1	3:05.169	49.566	1:19.048	56.555	159.7	19:09.042
6	1	3:01.347	49.887	1:23.809	47.651	157.8	22:10.389
7	1	3:04.514	48.250	1:26.140	50.124	156.1	25:14.903
8	1	12:35.581 B	9:59.305	1:39.314	56.962	146.9	37:50.484

15		Chevron B19 1971		P-2L			
		1.John EMBERSON					
1	1	2:44.198	47.371	1:14.907	41.920		2:44.198

16		Lola T212 1971		P-2L			
		1.Serge KRIGNOFF					
1	1	2:43.581	47.071	1:14.385	42.125		2:43.581
2	1	3:05.630	46.866	1:24.470	54.294	204.9	5:49.211
3	1	4:35.547	1:21.782	1:46.229	1:27.536	105.7	10:24.758
4	1	3:31.831	1:17.226	1:31.959	42.646	89.0	13:56.589
5	1	2:42.218	46.467	1:13.571	42.180	195.9	16:38.807
6	1	2:46.122	46.246	1:17.083	42.793	193.3	19:24.929
7	1	2:42.822	46.140	1:14.101	42.581	191.5	22:07.751
8	1	2:41.128	45.709	1:14.202	41.217	200.9	24:48.879
9	1	2:41.889	46.016	1:14.125	41.748	204.9	27:30.768
10	1	4:14.656 B	2:18.259	1:14.154	42.243	176.6	31:45.424
11	1	2:42.529	46.649	1:13.687	42.193	205.7	34:27.953
12	1	2:41.198	46.005	1:14.497	40.696	191.1	37:09.151
13	1	2:41.422	45.271	1:14.403	41.748	192.9	39:50.573
14	1	2:40.550	45.497	1:14.049	41.004	203.3	42:31.123
15	1	2:42.223	45.284	1:12.271	44.668	207.8	45:13.346

17		Chevron B8 1968		P-2L			
		1.Benjamin HATTON					
1	1	3:20.682	1:13.302	1:20.995	46.385		3:20.682
2	1	3:04.930	53.978	1:22.911	48.041	182.6	6:25.612
3	1	4:26.297	1:14.680	1:41.046	1:30.571	116.0	10:51.909


18		Porsche 911 2,5L ST 1972		GT1			
		1.Dimitri PLAQUET					
		2.Florian MERCKX					
1	1	3:36.763	1:14.101	1:31.475	51.187		3:36.763
2	1	3:28.464	58.864	1:33.582	56.018	141.6	7:05.227
3	1	3:52.015	59.642	1:33.682	1:18.691	138.0	10:57.242
4	1	3:39.853	1:15.567	1:33.494	50.792	100.1	14:37.095
5	1	3:15.686	55.199	1:29.993	50.494	146.7	17:52.781
6	1	3:14.817	54.961	1:28.688	51.168	159.0	21:07.598

20		Porsche 911 Carrera RSR 3.0 1974		GT1			
		1.Rémi TERRAIL					
		2.Jürg AEBERHARD					
1	1	2:55.921	54.941	1:17.421	43.559		2:55.921
2	1	3:06.054	47.748	1:24.726	53.580	175.7	6:01.975
3	1	4:34.548	1:19.805	1:44.881	1:29.862	105.1	10:36.523
4	1	3:31.350	1:14.768	1:33.103	43.479	96.2	14:07.873
5	1	2:46.402	48.294	1:15.451	42.657	202.9	16:54.275
6	1	2:47.752	47.457	1:15.825	44.470	205.7	19:42.027
7	1	2:47.828	49.490	1:15.285	43.053	202.1	22:29.855
8	1	2:46.713	47.574	1:15.486	43.653	193.6	25:16.568
9	1	2:45.574	47.618	1:14.888	43.068	207.8	28:02.142
10	1	2:46.399	47.831	1:15.569	42.999	207.8	30:48.541
11	1	5:03.818 B	2:54.142	1:21.887	47.789	152.6	35:52.359
12	1	2:58.939	51.704	1:19.598	47.637	173.9	38:51.298
13	1	2:56.361	50.492	1:19.333	46.536	172.1	41:47.659
14	1	2:55.608	50.070	1:19.166	46.372	167.3	44:43.267

21		De Tomaso Pantera Gr. IV 1975		GT1			
		1.Detlef VON DER LIECK					
		2.Ralf KELLENNERS					
1	2	4:35.966 B	2:27.757	1:21.219	46.990		4:35.966

23		Chevron B21 1972		P-2L			
		1.Romain BELLETESTE					
1	1	2:52.881	53.930	1:15.970	42.981		2:52.881
2	1	3:06.874	47.862	1:24.294	54.718	183.6	5:59.755
3	1	4:35.232	1:19.337	1:45.634	1:30.261	91.0	10:34.987
4	1	3:30.385	1:14.583	1:32.507	43.295	87.6	14:05.372
5	1	2:44.262	46.670	1:15.481	42.111	186.6	16:49.634
6	1	2:48.750	46.603	1:17.636	44.511	187.6	19:38.384
7	1	2:46.998	46.475	1:17.895	42.628	189.0	22:25.382
8	1	2:44.665	46.138	1:15.369	43.158	189.7	25:10.047
9	1	2:44.431	46.681	1:15.391	42.359	177.5	27:54.478
10	1	2:46.020	46.404	1:16.502	43.114	168.2	30:40.498
11	1	4:12.683 B	2:16.053	1:14.238	42.392	179.1	34:53.181
12	1	2:45.206	47.357	1:15.486	42.363	158.0	37:38.387
13	1	2:45.722	46.142	1:16.383	43.197	184.9	40:24.109
14	1	2:44.814	46.878	1:15.626	42.310	183.6	43:08.923
15	1	2:44.887	47.334	1:15.548	42.005	181.0	45:53.810

24		Chevron B16 1971		P-2L			
		1.François BOURDIN					
		2.Charles BOURDIN					
1	1	3:13.497	1:07.091	1:20.893	45.513		3:13.497
2	1	3:05.627	53.164	1:23.265	49.198	145.4	6:19.124
3	1	4:28.358	1:17.256	1:42.049	1:29.053	115.1	10:47.482
4	1	3:31.852	1:18.268	1:27.964	45.620	115.1	14:19.334
5	1	2:56.185	50.390	1:20.024	45.771	163.1	17:15.519
6	1	2:55.717	50.096	1:20.000	45.621	182.6	20:11.236
7	1	2:53.603	49.690	1:18.268	45.645	186.2	23:04.839
8	1	2:55.234	51.966	1:18.614	44.654	181.3	26:00.073




CLASSIC ENDURANCE RACING 1

SPA-CLASSIC RACE

Sector Analysis

Personal Best Session Best B Crossing the finish line in pit lane

Lap	D	Time	Sector 1	Sector 2	Sector 3	T. Spd	Elapsed	Lap	D	Time	Sector 1	Sector 2	Sector 3	T. Spd	Elapsed
9	1	2:54.720	48.868	1:18.938	46.914	172.7	28:54.793	8	1	2:37.911	43.924	1:13.277	40.710	192.5	24:22.724
10	1	2:54.426	50.624	1:18.866	44.936	158.3	31:49.219	9	1	2:38.412	43.802	1:13.166	41.444	191.8	27:01.136
11	1	2:57.471	53.903	1:18.342	45.226	168.2	34:46.690	10	1	2:39.220	43.710	1:13.901	41.609	186.9	29:40.356
12	1	4:34.442 B	2:29.715	1:20.400	44.327	165.4	39:21.132	11	1	2:42.373	46.981	1:14.043	41.349	187.6	32:22.729
13	1	2:50.742	49.224	1:17.579	43.939	181.9	42:11.874	12	1	2:37.783	44.302	1:12.663	40.818	206.5	35:00.512
14	1	2:51.531	49.059	1:18.023	44.449	178.7	45:03.405	13	2	4:13.835 B	2:22.249	1:11.928	39.658	209.9	39:14.347
25 Porsche 911 Carrera RSR 3.0 (C) 1974 1.Uwe KOLB GT1 2.Didier DENAT								35 Lola T70 Mk III B 1969 1.Armand MILLE P+2L							
1	1	3:03.914	1:01.636	1:18.178	44.100		3:03.914	1	1	4:36.505	2:34.415	1:15.530	46.560		4:36.505
2	1	3:03.563	48.952	1:22.273	52.338	160.8	6:07.477	2	1	4:05.917	51.467	2:05.712	1:08.738	185.2	8:42.422
3	1	4:33.313	1:19.778	1:44.504	1:29.031	112.6	10:40.790	3	1	4:28.638	1:23.694	1:59.656	1:05.288	90.6	13:11.060
4	1	3:31.562	1:15.365	1:32.282	43.915	101.2	14:12.352	4	1	2:41.119	47.718	1:13.323	40.078	200.1	15:52.179
5	1	2:51.420	48.316	1:19.265	43.839	173.0	17:03.772	5	1	2:36.014	43.702	1:12.304	40.008	199.7	18:28.193
6	1	2:50.304	48.658	1:16.842	44.804	200.9	19:54.076	6	1	2:35.995	43.117	1:12.185	40.693	207.8	21:04.188
7	1	2:51.803	49.432	1:17.766	44.605	194.0	22:45.879	7	1	2:37.113	43.071	1:14.070	39.972	199.7	23:41.301
8	1	5:46.060 B	3:26.924	1:28.730	50.406	163.1	28:31.939	8	1	2:37.386	42.885	1:12.719	41.782	207.0	26:18.687
9	1	3:15.500	56.955	1:27.788	50.757	166.2	31:47.439	9	1	2:36.592	44.255	1:12.361	39.976	200.1	28:55.279
10	1	3:11.312	54.830	1:25.974	50.508	182.2	34:58.751	10	1	2:37.431	43.533	1:12.518	41.380	207.8	31:32.710
11	1	3:09.877	53.701	1:26.738	49.438	173.6	38:08.628	11	1	4:10.175 B	2:16.590	1:13.667	39.918	190.4	35:42.885
12	1	3:09.919	53.478	1:27.945	48.496	171.5	41:18.547	12	1	2:38.263	43.452	1:14.700	40.111	191.1	38:21.148
13	1	3:11.570	54.941	1:27.260	49.369	167.1	44:30.117	13	1	2:36.984	43.097	1:14.181	40.401	202.1	40:58.132
32 Chevron B8 1968 1.Henrique GEMPERLE P+2L 2.Marc de SIEBENTHAL								36 Porsche 910 1967 1.Jürgen RUDOLPH P+2L							
1	1	2:55.668	55.095	1:16.987	43.586		2:55.668	1	1	3:08.573	1:03.497	1:20.657	44.419		3:08.573
2	1	3:05.311	47.354	1:25.025	52.932	191.1	6:00.979	2	1	3:03.283	52.895	1:21.916	48.472	175.1	6:11.856
3	1	4:34.793	1:19.571	1:45.422	1:29.800	107.2	10:35.772	3	1	4:33.484	1:20.546	1:43.335	1:29.603	123.6	10:45.340
4	1	3:32.136	1:14.922	1:33.029	44.185	80.8	14:07.908	4	1	3:30.589	1:17.099	1:28.997	44.493	134.5	14:15.929
5	1	2:48.028	48.450	1:16.201	43.377	193.6	16:55.936	5	1	2:55.374	51.316	1:19.202	44.856	177.8	17:11.303
6	1	2:47.117	47.206	1:15.712	44.199	204.5	19:43.053	6	1	2:51.382	49.308	1:17.255	44.819	180.0	20:02.685
7	1	2:47.476	49.070	1:15.697	42.709	203.7	22:30.529	7	1	2:51.183	49.273	1:17.587	44.323	190.4	22:53.868
8	1	2:45.622	46.744	1:15.216	43.662	207.8	25:16.151	8	1	2:52.490	49.253	1:18.155	45.082	190.7	25:46.358
9	1	2:45.266	47.475	1:14.674	43.117	206.1	28:01.417	9	1	2:51.231	49.223	1:17.321	44.687	191.5	28:37.589
10	1	2:45.593	47.345	1:15.243	43.005	200.5	30:47.010	10	1	2:55.103	51.793	1:18.295	45.015	172.4	31:32.692
11	1	4:46.428 B	2:40.997	1:20.661	44.770	163.1	35:33.438	11	1	2:51.727	49.318	1:17.972	44.437	194.0	34:24.419
12	1	2:54.827	49.852	1:19.725	45.250	179.4	38:28.265	12	1	4:19.246 B	2:15.968	1:17.250	46.028	188.3	38:43.665
13	1	2:52.961	49.775	1:18.886	44.300	192.2	41:21.226	13	1	2:49.576	48.030	1:17.781	43.765	195.1	41:33.241
14	1	2:55.623	51.449	1:19.013	45.161	195.1	44:16.849	14	1	2:49.597	47.997	1:16.736	44.864	200.9	44:22.838
15	1	2:52.185	48.856	1:18.249	45.080	200.5	47:09.034	37 Lola T70 Mk III B 1969 1.Damon DESANTIS P+2L 2.David HINTON							
33 Lola T70 Mk III 1967 1.Patrick JACK P+2L								1	1	3:00.253	57.476	1:19.107	43.670		3:00.253
1	1	2:42.088	44.669	1:15.935	41.484		2:42.088	2	1	3:03.641	46.266	1:25.906	51.469	185.6	6:03.894
2	1	3:04.279	43.919	1:24.595	55.765	189.0	5:46.367	3	1	4:34.474	1:20.278	1:44.440	1:29.756	113.6	10:38.368
3	1	4:35.055	1:21.566	1:47.162	1:26.327	107.3	10:21.422	4	1	3:34.945	1:15.156	1:34.340	45.449	99.6	14:13.313
4	1	3:31.889	1:15.732	1:34.686	41.471	110.6	13:53.311	5	1	2:49.426	46.878	1:19.268	43.280	187.9	17:02.739
34 Lola T70 Mk III B 1969 1.David HART P+2L 2.Olivier HART								6	1	2:50.362	46.657	1:18.624	45.081	190.0	19:53.101
1	1	2:36.933	43.168	1:13.145	40.620		2:36.933	7	1	2:57.101	50.771	1:21.260	45.070	184.9	22:50.202
2	1	3:07.364	44.138	1:23.000	1:00.226	192.9	5:44.297	40 Ford GT40 1968 1.Philippe SCEMAMA GT1							
3	1	4:35.504	1:21.590	1:47.971	1:25.943	113.2	10:19.801	1	1	2:50.755	49.692	1:17.922	43.141		2:50.755
4	1	3:30.959	1:15.189	1:35.087	40.683	109.0	13:50.760								
5	1	2:36.364	43.097	1:12.946	40.321	191.5	16:27.124								
6	1	2:39.584	44.307	1:14.659	40.618	188.6	19:06.708								
7	1	2:38.105	43.977	1:13.401	40.727	186.6	21:44.813								




CLASSIC ENDURANCE RACING 1 SPA-CLASSIC RACE

Sector Analysis

Personal Best Session Best B Crossing the finish line in pit lane

Lap	D	Time	Sector 1	Sector 2	Sector 3	T. Spd	Elapsed	Lap	D	Time	Sector 1	Sector 2	Sector 3	T. Spd	Elapsed
2	1	3:05.293	45.500	1:25.338	54.455	212.1	5:56.048	5	1	3:19.569	55.681	1:31.794	52.094	157.3	19:45.524
3	1	4:34.902	1:19.900	1:45.521	1:29.481	88.1	10:30.950	6	1	3:16.143	56.334	1:28.450	51.359	172.7	23:01.667
4	1	3:30.593	1:15.571	1:32.223	42.799	86.9	14:01.543	7	1	3:15.507	55.574	1:29.436	50.497	175.7	26:17.174
5	1	2:43.833	46.224	1:15.776	41.833	192.9	16:45.376	8	1	3:14.199	56.132	1:27.330	50.737	181.9	29:31.373
6	1	2:45.859	45.206	1:17.715	42.938	193.6	19:31.235	9	1	4:36.425 B	2:18.717	1:27.481	50.227	167.1	34:07.798
7	1	2:46.804	47.026	1:16.628	43.150	198.1	22:18.039	10	1	3:13.419	55.124	1:28.159	50.136	165.2	37:21.217
8	1	2:46.663	45.354	1:18.517	42.792	199.3	25:04.702	11	1	3:10.290	54.436	1:25.137	50.717	179.7	40:31.507
9	1	2:44.179	45.379	1:16.431	42.369	191.8	27:48.881	12	1	3:10.621	54.968	1:25.954	49.699	169.6	43:42.128
10	1	2:49.751	48.215	1:17.990	43.546	170.4	30:38.632	13	1	3:09.781	54.811	1:24.919	50.051	185.6	46:51.909
11	1	2:46.927	46.503	1:17.455	42.969	189.3	33:25.559	47 Lola T70 Mk II 1966 1. Marcel BERNET P+2L							
12	1	4:15.947 B	2:15.461	1:17.382	43.104	152.4	37:41.506	1	1	3:38.993	1:18.326	1:29.402	51.265		3:38.993
13	1	2:47.528	45.821	1:18.698	43.009	185.6	40:29.034	2	1	4:56.179	1:18.484	2:30.596	1:07.099	82.1	8:35.172
14	1	2:47.712	45.888	1:17.003	44.821	191.8	43:16.746	3	1	4:32.095	1:24.402	1:59.629	1:08.064	87.6	13:07.267
15	1	2:56.567	45.707	1:17.309	53.551	186.6	46:13.313	4	1	3:09.045	54.205	1:25.930	48.910	154.0	16:16.312
42 Lola T212 1971 1. Christophe BEAUDON P-2L								5	1	3:11.098	51.899	1:27.780	51.419	134.7	19:27.410
1	1	3:02.713	58.669	1:19.524	44.520		3:02.713	6	1	3:12.650	53.269	1:30.507	48.874	146.7	22:40.060
2	1	3:03.640	49.395	1:22.301	51.944	177.5	6:06.353	7	1	3:06.151	50.814	1:26.371	48.966	149.9	25:46.211
3	1	4:33.692	1:19.951	1:44.387	1:29.354	101.4	10:40.045	8	1	3:22.105 B	53.250	1:27.961	1:00.894	145.2	29:08.316
4	1	3:33.734	1:15.259	1:33.849	44.626	105.6	14:13.779	9	1	5:37.217	3:10.932	1:32.795	53.490	121.4	34:45.533
5	1	3:00.715	49.786	1:25.021	45.908	182.6	17:14.494	10	1	3:16.300	56.283	1:29.545	50.472	125.1	38:01.833
6	1	2:50.936	49.168	1:17.446	44.322	203.7	20:05.430	11	1	3:08.339	51.453	1:26.907	49.979	145.2	41:10.172
7	1	2:55.245	51.569	1:17.311	46.365	195.9	23:00.675	12	1	3:16.871	52.455	1:31.769	52.647	137.6	44:27.043
8	1	2:52.468	48.814	1:18.156	45.498	181.3	25:53.143	48 Porsche 908/03 1969 1. Peter VÖGELE P+2L							
9	1	2:49.431	48.570	1:17.552	43.309	200.5	28:42.574	1	1	3:07.716	1:03.020	1:20.135	44.561		3:07.716
10	1	2:50.097	48.093	1:17.445	44.559	182.2	31:32.671	2	1	3:03.299	51.771	1:23.299	48.229	164.9	6:11.015
11	1	2:50.649	47.980	1:19.547	43.122	161.5	34:23.320	3	1	4:33.123	1:19.520	1:44.346	1:29.257	118.1	10:44.138
12	1	2:50.540	48.372	1:18.228	43.940	171.8	37:13.860	4	1	3:31.986	1:16.667	1:30.293	45.026	133.8	14:16.124
13	1	4:07.700 B	2:09.069	1:16.213	42.418	198.1	41:21.560	5	1	2:56.865	50.151	1:21.605	45.109	158.0	17:12.989
14	1	2:47.468	46.901	1:16.870	43.697	175.1	44:09.028	6	1	2:51.757	48.161	1:19.149	44.447	164.9	20:04.746
15	1	2:46.701	48.256	1:15.838	42.607	203.3	46:55.729	7	1	2:54.788	47.940	1:20.859	45.989	171.3	22:59.534
44 Chevron B19 1971 1. Rory JACK P-2L								8	1	2:52.946	48.192	1:19.502	45.252	171.0	25:52.480
1	1	2:46.606	49.113	1:15.497	41.996		2:46.606	9	1	4:29.564 B	2:22.247	1:21.073	46.244	159.0	30:22.044
2	1	3:05.726	47.715	1:23.910	54.101	192.2	5:52.332	10	1	2:58.036	52.454	1:20.059	45.523	141.4	33:20.080
3	1	4:35.278	1:22.057	1:45.480	1:27.741	96.6	10:27.610	11	1	2:51.524	48.873	1:18.719	43.932	177.2	36:11.604
4	1	3:31.231	1:17.299	1:31.785	42.147	83.1	13:58.841	12	1	2:49.696	47.674	1:18.214	43.808	185.6	39:01.300
5	1	2:41.529	45.721	1:14.321	41.487	214.3	16:40.370	13	1	2:53.245	47.609	1:20.996	44.640	178.7	41:54.545
6	1	2:45.150	45.495	1:16.644	43.011	209.5	19:25.520	14	1	2:51.338	47.786	1:19.149	44.403	177.8	44:45.883
7	1	2:43.411	45.210	1:14.455	43.746	215.2	22:08.931	49 Porsche 911 Carrera RS 3.0 1974 1. Christophe FLORIN GT1							
8	1	2:40.914	45.256	1:14.430	41.228	200.1	24:49.845	1	1	3:37.691	1:14.765	1:32.106	50.820		3:37.691
9	1	2:41.463	45.272	1:14.256	41.935	194.4	27:31.308	2	1	4:56.059	1:18.596	2:30.698	1:06.765	88.0	8:33.750
10	1	4:17.543 B	2:21.132	1:15.085	41.326	182.6	31:48.851	3	1	4:27.117	1:24.723	1:59.807	1:02.587	88.5	13:00.867
11	1	2:42.023	46.468	1:14.524	41.031	198.5	34:30.874	4	1	3:11.301	54.006	1:27.739	49.556	164.4	16:12.168
12	1	2:40.634	45.191	1:14.079	41.364	196.6	37:11.508	5	1	3:12.865	53.391	1:28.249	51.225	162.5	19:25.033
13	1	2:40.991	45.598	1:13.432	41.961	223.7	39:52.499	6	1	3:16.054	53.642	1:31.793	50.619	162.3	22:41.087
14	1	2:41.576	47.256	1:13.162	41.158	217.5	42:34.075	7	1	3:10.415	53.086	1:28.308	49.021	165.7	25:51.502
15	1	2:40.951	45.815	1:13.688	41.448	219.4	45:15.026	8	1	4:45.321 B	2:26.916	1:28.309	50.096	156.1	30:36.823
46 Porsche 911 Carrera RS 2.7 1973 1. Alice BOURIEZ GT1								9	1	3:08.573	54.205	1:26.273	48.095	171.5	33:45.396
1	1	3:39.461	1:17.335	1:30.247	51.879		3:39.461	10	1	3:04.798	52.261	1:24.635	47.902	173.9	36:50.194
2	1	4:56.849	1:18.686	2:30.654	1:07.509	85.2	8:36.310	11	1	3:09.034	53.153	1:26.998	48.883	174.8	39:59.228
3	1	4:31.829	1:24.338	1:59.262	1:08.229	90.7	13:08.139	12	1	3:05.490	52.712	1:24.674	48.104	177.2	43:04.718
4	1	3:17.816	58.428	1:29.118	50.270	158.3	16:25.955	13	1	3:05.600	52.077	1:24.495	49.028	171.8	46:10.318




CLASSIC ENDURANCE RACING 1 SPA-CLASSIC RACE

Sector Analysis

■ Personal Best
 ■ Session Best
 ■ Crossing the finish line in pit lane

Lap	D	Time	Sector 1	Sector 2	Sector 3	T. Spd	Elapsed	Lap	D	Time	Sector 1	Sector 2	Sector 3	T. Spd	Elapsed	
56	Chevron B19 1971 1.Joao Paulo CAMPOS COS 2.Alexandre BEIRAO							P-2L	2	1	4:56.665	1:18.314	2:30.628	1:07.723	79.8	8:37.454
1	1	2:54.406	54.532	1:17.116	42.758		2:54.406	3	1	4:31.097	1:24.207	1:58.994	1:07.896	85.7	13:08.551	
2	1	3:05.985	47.873	1:25.368	52.744	181.6	6:00.391	4	1	3:15.033	54.671	1:29.329	51.033	132.6	16:23.584	
3	1	4:35.076	1:19.762	1:45.376	1:29.938	99.1	10:35.467	5	1	3:26.184	56.788	1:39.112	50.284	131.1	19:49.768	
4	1	3:30.364	1:15.042	1:32.595	42.727	83.8	14:05.831	6	1	3:20.452	55.897	1:32.667	51.888	137.4	23:10.220	
5	1	2:44.970	46.969	1:16.360	41.641	185.9	16:50.801	7	1	3:14.675	52.486	1:30.507	51.682	134.5	26:24.895	
6	1	2:48.227	46.986	1:16.664	44.577	191.8	19:39.028	8	1	5:06.056	B 2:45.924	1:30.515	49.617	119.6	31:30.951	
7	1	2:46.779	46.912	1:17.299	42.568	188.3	22:25.807	9	1	3:19.865	56.109	1:33.412	50.344	138.9	34:50.816	
8	1	2:45.080	46.676	1:15.326	43.078	184.5	25:10.887	10	1	3:14.723	53.346	1:31.466	49.911	119.4	38:05.539	
9	1	2:45.377	46.559	1:16.538	42.280	183.2	27:56.264	11	1	3:10.535	52.196	1:29.061	49.278	143.4	41:16.074	
10	2	5:04.175	B 3:02.953	1:17.392	43.830	115.7	33:00.439	12	1	3:14.666	52.233	1:30.421	52.012	139.1	44:30.740	
11	2	2:50.323	48.335	1:18.465	43.523	187.3	35:50.762									
12	2	2:47.726	47.953	1:16.780	42.993	177.8	38:38.488									
13	2	2:47.339	47.281	1:17.248	42.810	171.8	41:25.827									
14	2	2:47.379	46.960	1:16.254	44.165	194.4	44:13.206									
15	2	2:44.521	46.462	1:15.751	42.308	202.1	46:57.727									
57	Lola T70 Mk III B 1968 1.Christophe GADAIS							P+2L								
1	1	2:57.194	57.595	1:17.193	42.406		2:57.194									
2	1	3:06.258	47.098	1:26.296	52.864	160.5	6:03.452									
3	1	4:34.282	1:19.642	1:44.703	1:29.937	99.1	10:37.734									
4	1	3:30.575	1:14.882	1:33.255	42.438	95.7	14:08.309									
5	1	2:44.408	46.091	1:16.836	41.481	170.4	16:52.717									
6	1	2:48.289	45.601	1:18.812	43.876	179.1	19:41.006									
7	1	2:47.068	45.449	1:19.331	42.288	172.1	22:28.074									
8	1	2:45.485	45.085	1:17.551	42.849	168.4	25:13.559									
9	1	2:44.925	45.071	1:17.318	42.536	174.2	27:58.484									
10	1	4:27.663	B 2:26.656	1:18.485	42.522	169.0	32:26.147									
11	1	2:43.333	45.087	1:16.896	41.350	174.5	35:09.480									
12	1	2:45.022	44.813	1:18.396	41.813	182.6	37:54.502									
13	1	2:43.770	44.775	1:17.134	41.861	190.4	40:38.272									
14	1	2:45.812	47.514	1:16.909	41.389	176.0	43:24.084									
15	1	2:43.683	44.142	1:16.795	42.746	200.9	46:07.767									
58	Porsche 911 Carrera RSR 3.0 1974 1.Urs BECK							GT1								
1	1	3:19.239	1:09.321	1:23.327	46.591		3:19.239									
2	1	3:05.326	52.615	1:24.998	47.713	158.3	6:24.565									
3	1	4:26.364	1:14.646	1:41.067	1:30.651	107.7	10:50.929									
4	1	3:32.417	1:16.893	1:29.792	45.732	103.8	14:23.346									
5	1	3:01.914	53.389	1:22.410	46.115	174.5	17:25.260									
6	1	2:58.363	50.854	1:20.766	46.743	176.3	20:23.623									
7	1	2:57.443	50.966	1:20.526	45.951	185.2	23:21.066									
8	1	2:59.533	52.849	1:20.180	46.504	181.0	26:20.599									
9	1	3:01.164	51.704	1:21.876	47.584	180.3	29:21.763									
10	1	2:59.399	51.733	1:21.016	46.650	177.8	32:21.162									
11	1	4:31.669	B 2:24.576	1:21.399	45.694	186.2	36:52.831									
12	1	2:59.685	50.077	1:21.714	47.894	186.9	39:52.516									
13	1	2:58.054	50.296	1:21.889	45.869	183.6	42:50.570									
14	1	2:54.933	49.366	1:20.083	45.484	183.9	45:45.503									
62	Ford GT40 (C) 1965 1.Michael BIRCH 2.Andrew NEWALL							GT1								
1	1	3:15.420	1:04.337	1:25.097	45.986		3:15.420									
2	1	3:07.915	52.243	1:27.294	48.378	146.3	6:23.335									
3	1	4:26.170	1:14.667	1:41.572	1:29.931	121.4	10:49.505									
4	1	3:34.209	1:17.646	1:29.828	46.735	103.5	14:23.714									
5	1	3:00.101	50.461	1:23.483	46.157	162.5	17:23.815									
6	1	2:58.914	49.143	1:23.483	46.288	161.0	20:22.729									
7	1	2:56.996	48.747	1:22.302	45.947	165.7	23:19.725									
8	1	2:58.751	48.529	1:24.003	46.219	159.7	26:18.476									
9	1	3:02.414	49.462	1:25.494	47.458	154.0	29:20.890									
10	1	4:31.094	B 2:20.720	1:24.054	46.320	165.2	33:51.984									
11	1	2:59.245	49.648	1:23.525	46.072	163.1	36:51.229									
12	1	2:59.280	49.703	1:23.260	46.317	168.4	39:50.509									
13	1	3:01.568	50.791	1:24.861	45.916	160.0	42:52.077									
14	1	2:59.719	48.392	1:24.674	46.653	168.7	45:51.796									
65	Porsche 911 Carrera RSR 3.0 1974 1.Daniele PERFETTI							GT1								
1	1	3:01.338	57.811	1:19.374	44.153		3:01.338									
2	1	3:04.743	49.180	1:23.316	52.247	176.3	6:06.081									
3	1	4:33.495	1:19.789	1:44.176	1:29.530	110.8	10:39.576									
4	1	3:33.310	1:15.230	1:34.005	44.075	105.7	14:12.886									
5	1	2:51.289	49.102	1:18.395	43.792	192.2	17:04.175									
6	1	2:50.250	49.482	1:16.906	43.862	201.3	19:54.425									
7	1	2:52.259	49.549	1:17.883	44.827	186.9	22:46.684									
8	1	2:52.022	48.757	1:19.134	44.131	189.7	25:38.706									
9	1	4:28.030	B 2:23.952	1:19.583	44.495	175.4	30:06.736									
10	1	2:53.127	51.905	1:17.542	43.680	154.0	32:59.863									
11	1	2:52.574	49.412	1:19.236	43.926	189.3	35:52.437									
12	1	2:50.681	48.340	1:17.620	44.721	186.2	38:43.118									
13	1	2:48.583	47.766	1:17.597	43.220	198.9	41:31.701									
14	1	2:50.195	48.267	1:17.287	44.641	196.6	44:21.896									
15	1	2:50.828	49.054	1:17.147	44.627	204.1	47:12.724									
67	Chevron B19 1971 1.Robert SHAW							P-2L								
1	1	2:51.644	53.011	1:15.590	43.043		2:51.644									
2	1	3:07.134	47.972	1:24.458	54.704	188.6	5:58.778									
3	1	4:35.413	1:19.283	1:45.739	1:30.391	97.7	10:34.191									
4	1	3:30.862	1:14.143	1:34.210	42.509	79.2	14:05.053									
5	1	2:42.746	46.255	1:14.534	41.957	190.4	16:47.799									
6	1	2:46.766	46.401	1:17.048	43.317	202.9	19:34.565									
7	1	2:44.526	46.578	1:15.065	42.883	186.9	22:19.091									
8	1	2:43.610	45.489	1:16.686	41.435	202.5	25:02.701									
61	Chevrolet Corvette C3 1969 1.Bruno VIEREN 2.Olivier BOUGRAT							GT1								
1	1	3:40.789	1:15.583	1:32.677	52.529		3:40.789									



CLASSIC ENDURANCE RACING 1

SPA-CLASSIC RACE

Sector Analysis

Personal Best Session Best B Crossing the finish line in pit lane

Lap	D	Time	Sector 1	Sector 2	Sector 3	T. Spd	Elapsed	Lap	D	Time	Sector 1	Sector 2	Sector 3	T. Spd	Elapsed
9	1	2:41.251	45.724	1:13.312	42.215	189.7	27:43.952	6	1	3:03.828	48.478	1:20.446	54.904	185.2	20:19.489
10	1	2:46.790	47.651	1:16.027	43.112	177.5	30:30.742	7	1	2:55.945	49.469	1:20.138	46.338	192.9	23:15.434
11	1	2:48.097	48.744	1:16.456	42.897	167.1	33:18.839	8	1	2:56.374	48.032	1:22.343	45.999	168.4	26:11.808
12	1	5:38.332 B	2:22.478	2:13.032	1:02.822	78.7	38:57.171	9	1	3:10.592	50.950	1:28.641	51.001	180.0	29:22.400
13	1	6:04.391 B	3:15.833	1:42.222	1:06.336	106.6	45:01.562	10	1	6:10.526 B	3:59.931	1:24.606	45.989	160.5	35:32.926
								11	1	2:55.917	49.013	1:22.302	44.602	169.6	38:28.843

68		Porsche 911 Carrera RSR 3.0 1974		GT1		
1. Luca LITTARDI						
1	1	3:41.780	1:20.541	1:28.565	52.674	3:41.780
2	1	4:56.693	1:17.968	2:30.847	1:07.878	8:38.473
3	1	4:30.916	1:23.794	1:59.154	1:07.968	13:09.389
4	1	3:13.635	56.126	1:27.782	49.727	16:23.024
5	1	3:14.756	54.491	1:29.335	50.930	19:37.780
6	1	3:11.827	57.376	1:25.541	48.910	22:49.607
7	1	3:16.992	53.459	1:29.888	53.645	26:06.599
8	1	15:38.895 B	...	1:33.900	49.546	41:45.494
9	1	3:11.719	54.765	1:28.227	48.727	44:57.213

70		Lola T70 Mk III B 1969		P+2L		
1. Pierre-Alain FRANCE						
1	1	2:48.217	49.355	1:16.845	42.017	2:48.217
2	1	3:03.583	45.935	1:23.328	54.320	5:51.800
3	1	4:35.087	1:21.724	1:45.544	1:27.819	10:26.887
4	1	3:31.701	1:16.944	1:32.595	42.162	13:58.588
5	1	2:41.309	44.662	1:15.349	41.298	16:39.897
6	1	2:43.969	45.227	1:16.319	42.423	19:23.866
7	1	2:41.470	44.532	1:15.537	41.401	22:05.336
8	1	2:42.190	46.334	1:14.804	41.052	24:47.526
9	1	2:41.904	45.105	1:15.172	41.627	27:29.430
10	1	4:44.872 B	2:47.859	1:15.287	41.726	32:14.302
11	1	2:42.347	44.744	1:15.219	42.384	34:56.649
12	1	3:25.115	48.984	1:30.065	1:06.066	38:21.764

75		Chevron B16 1970		P-2L		
1. Ted TUPPEN						
1	1	3:06.925	1:00.850	1:20.048	46.027	3:06.925
2	1	3:01.876	50.568	1:22.258	49.050	6:08.801
3	1	4:33.475	1:19.535	1:44.373	1:29.567	10:42.276
4	1	3:33.321	1:15.090	1:32.237	45.994	14:15.597
5	1	2:57.335	48.768	1:21.874	46.693	17:12.932
6	1	2:55.453	49.183	1:20.506	45.764	20:08.385
7	1	2:56.334	48.420	1:21.987	45.927	23:04.719
8	1	4:19.530 B	2:13.518	1:20.179	45.833	27:24.249
9	1	3:02.990	51.570	1:23.559	47.861	30:27.239
10	1	4:53.481 B	2:43.496	1:22.214	47.771	35:20.720
11	1	3:02.619	54.668	1:21.402	46.549	38:23.339
12	1	2:53.038	48.477	1:19.362	45.199	41:16.377
13	1	2:54.716	48.433	1:20.565	45.718	44:11.093
14	1	2:53.049	49.055	1:18.567	45.427	47:04.142


76		Ford GT40 (C) 1965		GT1		
1. Christian OLDENDORFF						
1	1	3:24.458	1:17.171	1:21.166	46.121	3:24.458
2	1	3:04.662	51.985	1:24.997	47.680	6:29.120
3	1	4:24.260	1:13.219	1:40.495	1:30.546	10:53.380
4	1	3:30.422	1:16.298	1:28.797	45.327	14:23.802
5	1	2:51.859	47.598	1:20.024	44.237	17:15.661

77		Porsche 911 Carrera RSR 3.0 (C) 1974		GT1		
1. Mark SUMPTER						
1	1	3:01.989	59.111	1:18.566	44.312	3:01.989
2	1	3:02.999	48.160	1:22.856	51.983	6:04.988
3	1	4:33.945	1:19.733	1:44.520	1:29.692	10:38.933
4	1	3:31.476	1:14.987	1:32.903	43.586	14:10.409
5	1	2:48.407	47.692	1:16.940	43.775	16:58.816
6	1	2:47.872	47.487	1:16.620	43.765	19:46.688
7	1	2:51.594	48.022	1:16.683	46.889	22:38.282
8	1	2:47.576	47.427	1:16.647	43.502	25:25.858
9	1	2:47.231	47.267	1:16.515	43.449	28:13.089
10	1	2:48.787	48.024	1:16.781	43.982	31:01.876
11	1	4:51.631 B	2:52.182	1:16.174	43.275	35:53.507
12	1	2:48.807	47.642	1:17.685	43.480	38:42.314
13	1	2:48.812	47.460	1:18.134	43.218	41:31.126
14	1	2:49.363	47.656	1:16.826	44.881	44:20.489
15	1	2:48.017	47.274	1:16.763	43.980	47:08.506

79		Porsche 911 Carrera RS 3.0 (C) 1975		GT1		
1. Brice PINEAU						
2. Olivier MUJTJENS						
1	1	3:35.224	1:15.288	1:29.075	50.861	3:35.224
2	1	3:23.969	58.201	1:32.297	53.471	6:59.193
3	1	3:56.667	57.438	1:29.534	1:29.695	10:55.860
4	1	3:37.012	1:15.774	1:31.533	49.705	14:32.872
5	1	3:06.010	52.020	1:25.248	48.742	17:38.882
6	1	3:08.635	53.042	1:24.800	50.793	20:47.517
7	1	3:07.607	51.452	1:25.669	50.486	23:55.124
8	1	3:08.901	51.332	1:24.936	52.633	27:04.025
9	1	3:35.623	52.973	1:37.090	1:05.560	30:39.648

85		Porsche 911 Carrera RSR 3.0 1974		GT1		
1. Ambrogio PERFETTI						
1	1	3:12.429	1:05.961	1:21.073	45.395	3:12.429
2	1	3:02.119	52.175	1:22.306	47.638	6:14.548
3	1	4:31.624	1:19.682	1:43.287	1:28.655	10:46.172
4	1	3:31.588	1:18.355	1:28.177	45.056	14:17.760
5	1	2:56.308	49.918	1:20.560	45.830	17:14.068
6	1	2:57.745	52.050	1:20.236	45.459	20:11.813
7	1	2:53.057	49.403	1:18.287	45.367	23:04.870
8	1	2:54.555	51.668	1:17.866	45.021	25:59.425
9	1	2:57.389	49.213	1:18.885	49.291	28:56.814
10	1	4:24.196 B	2:16.772	1:22.139	45.285	33:21.010
11	1	2:51.847	49.802	1:17.411	44.634	36:12.857
12	1	2:51.897	49.991	1:17.399	44.507	39:04.754
13	1	2:52.627	49.477	1:18.695	44.455	41:57.381
14	1	2:52.491	49.469	1:17.706	45.316	44:49.872

86		Lola T70 Mk III B 1969		P+2L		
1. Eric MESTDAGH						
1	1	2:45.920	47.765	1:15.351	42.804	2:45.920



CLASSIC ENDURANCE RACING 1

SPA-CLASSIC RACE

Sector Analysis

Personal Best Session Best B Crossing the finish line in pit lane

Lap	D	Time	Sector 1	Sector 2	Sector 3	T. Spd	Elapsed	Lap	D	Time	Sector 1	Sector 2	Sector 3	T. Spd	Elapsed
2	1	3:04.703	46.765	1:23.308	54.630	193.3	5:50.623	9	1	2:41.653	44.773	1:14.587	42.293	214.3	27:30.419
3	1	4:35.079	1:21.287	1:46.254	1:27.538	104.6	10:25.702	10	1	4:20.066 B	2:25.339	1:13.181	41.546	202.9	31:50.485
4	1	3:30.488	1:16.921	1:31.796	41.771	81.5	13:56.190	11	1	2:41.648	45.863	1:13.718	42.067	225.7	34:32.133
5	1	2:40.846	44.588	1:15.181	41.077	187.3	16:37.036	12	1	2:41.007	44.424	1:14.415	42.168	209.1	37:13.140
6	1	2:41.319	44.410	1:14.764	42.145	168.7	19:18.355	13	1	2:40.020	44.352	1:13.700	41.968	218.9	39:53.160
7	1	2:38.358	43.782	1:13.545	41.031	187.9	21:56.713	14	1	2:41.577	46.691	1:13.415	41.471	216.6	42:34.737
8	1	2:38.745	44.448	1:13.380	40.917	198.5	24:35.458	15	1	2:39.672	44.986	1:13.301	41.385	223.7	45:14.409
9	1	2:41.303	44.786	1:15.172	41.345	169.6	27:16.761	99 Lola T70 Mk III 1967							
10	1	4:29.028 B	2:33.230	1:13.953	41.845	186.2	31:45.789	1.Nick CHESTER P+2L							
11	1	2:41.772	46.685	1:13.812	41.275	191.8	34:27.561	2.Robin WARD							
12	1	2:38.494	43.626	1:14.163	40.705	185.2	37:06.055	1	1	2:40.988	44.435	1:15.835	40.718		2:40.988
87 Ford GT40 1969															
1.Christophe DELACHAUX GT1															
2.Eric HELARY															
1	1	2:50.173	49.063	1:17.061	44.049		2:50.173	2	1	3:04.759	44.804	1:24.236	55.719	187.6	5:45.747
2	1	3:06.953	46.075	1:26.611	54.267	189.7	5:57.126	3	1	4:34.956	1:21.177	1:47.498	1:26.281	109.7	10:20.703
3	1	4:35.580	1:20.209	1:45.170	1:30.201	87.7	10:32.706	4	1	3:32.875	1:15.371	1:35.577	41.927	104.6	13:53.578
4	1	3:29.842	1:15.005	1:32.119	42.718	77.7	14:02.548	5	1	2:44.372	43.599	1:18.490	42.283	198.5	16:37.950
5	1	2:44.599	45.849	1:16.870	41.880	182.2	16:47.147	6	1	2:45.481	44.165	1:19.001	42.315	170.7	19:23.431
6	1	2:45.866	45.676	1:17.234	42.956	187.9	19:33.013	7	1	2:42.464	43.598	1:16.576	42.290	194.0	22:05.895
7	1	2:46.453	45.860	1:16.823	43.770	189.0	22:19.466	8	1	2:41.356	44.177	1:15.907	41.272	198.9	24:47.251
8	1	2:45.771	45.763	1:17.692	42.316	188.6	25:05.237	9	1	2:43.070	43.501	1:16.664	42.905	200.1	27:30.321
9	1	2:44.745	45.629	1:16.645	42.471	176.9	27:49.982	10	1	4:17.438 B	2:21.884	1:14.977	40.577	187.9	31:47.759
10	1	2:49.369	48.724	1:18.020	42.625	151.9	30:39.351	11	1	2:42.500	44.524	1:17.240	40.736	192.5	34:30.259
11	1	4:51.170 B	2:49.340	1:18.582	43.248	144.6	35:30.521	12	1	2:40.365	42.902	1:16.134	41.329	196.6	37:10.624
12	1	2:46.110	45.750	1:17.298	43.062	179.1	38:16.631	13	1	2:41.553	43.154	1:16.428	41.971	207.0	39:52.177
13	1	2:43.484	45.133	1:15.727	42.624	207.4	41:00.115	14	1	2:41.388	44.352	1:16.064	40.972	190.4	42:33.565
14	1	2:43.054	44.902	1:15.965	42.187	209.1	43:43.169	15	1	2:41.025	43.501	1:15.387	42.137	206.5	45:14.590
15	1	2:43.882	46.015	1:15.635	42.232	206.1	46:27.051	140 Lola T212 1971							
								1.Gonçalo GOMES P-2L							
								2.James CLARIDGE							
1	2	2:46.234	48.871	1:15.171	42.192		2:46.234	2	2	3:06.689	48.071	1:24.985	53.633	178.7	5:52.923
2	2	3:06.689	48.071	1:24.985	53.633	178.7	5:52.923	3	2	4:35.832	1:22.236	1:45.653	1:27.943	93.5	10:28.755
3	2	4:35.832	1:22.236	1:45.653	1:27.943	93.5	10:28.755	4	2	3:30.191	1:16.740	1:31.697	41.754	82.7	13:58.946
4	2	3:30.191	1:16.740	1:31.697	41.754	82.7	13:58.946	5	2	2:41.856	45.928	1:14.348	41.580	206.1	16:40.802
5	2	2:41.856	45.928	1:14.348	41.580	206.1	16:40.802	6	2	2:46.319	45.784	1:16.317	44.218	197.8	19:27.121
6	2	2:46.319	45.784	1:16.317	44.218	197.8	19:27.121	7	2	2:41.160	46.143	1:12.401	42.616	220.3	22:08.281
7	2	2:41.160	46.143	1:12.401	42.616	220.3	22:08.281	8	2	2:41.301	45.611	1:14.123	41.567	204.1	24:49.582
8	2	2:41.301	45.611	1:14.123	41.567	204.1	24:49.582	911 Porsche 911 Carrera RSR 2.8 1973							
								1.Alain GADAL GT1							
1	1	3:24.291	1:11.006	1:23.792	49.493		3:24.291	2	1	3:11.067	55.700	1:25.169	50.198	179.7	6:35.358
2	1	3:11.067	55.700	1:25.169	50.198	179.7	6:35.358	3	1	4:18.676	1:07.821	1:40.214	1:30.641	101.5	10:54.034
3	1	4:18.676	1:07.821	1:40.214	1:30.641	101.5	10:54.034	4	1	3:36.900	1:16.381	1:31.459	49.060	99.8	14:30.934
4	1	3:36.900	1:16.381	1:31.459	49.060	99.8	14:30.934	5	1	3:07.752	54.294	1:25.266	48.192	179.7	17:38.686
5	1	3:07.752	54.294	1:25.266	48.192	179.7	17:38.686	6	1	3:08.295	54.347	1:23.957	49.991	183.6	20:46.981
6	1	3:08.295	54.347	1:23.957	49.991	183.6	20:46.981	7	1	3:08.332	54.438	1:23.964	49.930	184.2	23:55.313
7	1	3:08.332	54.438	1:23.964	49.930	184.2	23:55.313	8	1	3:09.483	54.704	1:24.280	50.499	181.6	27:04.796
8	1	3:09.483	54.704	1:24.280	50.499	181.6	27:04.796	9	1	3:17.920	55.586	1:31.187	51.147	172.7	30:22.716
9	1	3:17.920	55.586	1:31.187	51.147	172.7	30:22.716	10	1	5:18.572 B	3:04.428	1:24.593	49.551	162.5	35:41.288
10	1	5:18.572 B	3:04.428	1:24.593	49.551	162.5	35:41.288	11	1	3:11.357	55.121	1:26.126	50.110	178.7	38:52.645
11	1	3:11.357	55.121	1:26.126	50.110	178.7	38:52.645	12	1	3:09.799	54.412	1:26.500	48.887	181.0	42:02.444
12	1	3:09.799	54.412	1:26.500	48.887	181.0	42:02.444	13	1	3:09.218	54.656	1:25.361	49.201	178.1	45:11.662
13	1	3:09.218	54.656	1:25.361	49.201	178.1	45:11.662								